



**SOUTHWEST GAS CORPORATION**

**Application 24-09-\_\_\_\_\_**

**Application of  
Southwest Gas Corporation  
(U 905 G)  
For Authority to Increase Rates and  
Charges for Natural Gas Service in California,  
Effective January 1, 2026**

**Volume II-A**

**SOUTHERN CALIFORNIA RATE JURISDICTION  
RESULTS OF OPERATIONS  
Test Year 2026  
Post-Test Years 2027 through 2030**

**SOUTHWEST GAS CORPORATION**  
(U 905 G)

**VOLUME II-A**

**SOUTHERN CALIFORNIA RATE JURISDICTION**  
**RESULTS OF OPERATIONS**  
**Recorded Years 2019 through 2023**  
**Estimated Years 2024 and 2025**  
**Test Year 2026**  
**Post-Test Years 2027 through 2030**

<b>Description</b>	<b>Chapter</b>	<b>Witness</b>
Application	--	
Table of Contents	--	
Introduction and Description of Company Operations	1	Ontiveroz
Consolidated Balance Sheets	2	Not Applicable
Consolidated Statements of Income	3	Not Applicable
Consolidated Statements of Cash Flows	4	Not Applicable
Notes to Consolidated Financial Statements	5	Not Applicable
Summary of Earnings (including Cost of Capital)	6	Cunningham
Escalation	7	Lachica
System Allocable	8	
A Expenses		Cunningham
B Rate Base		Cunningham
C Allocation Factors		Lachica
Billing Determinants	9	Little
Operating Revenues	10	Cunningham
Gas Supply, Transmission and Distribution Expenses	11	
A Cost of Purchased Gas and Upstream Transportation		Cunningham
B Other Gas Supply, Transmission and Distribution		Cunningham
Customer Accounts Expenses	12	Cunningham
Customer Service and Informational Expenses	13	Cunningham
Sales Expenses	14	Cunningham
Administrative and General Expenses	15	Cunningham/Williams
Taxes	16	Williams/Cunningham
Rate Base and Depreciation Expenses	17	Cunningham
Pensions and Benefits	18	Cunningham
Class Cost of Service	19	Congdon
Present and Proposed Rates	20	Congdon
Proposed Tariff Sheets	21	Ontiveroz
Post Test Year Ratemaking Mechanism	22	Cunningham
Proxy Statement	23	Forsberg
Cost of Capital	24	
A Cost of Debt/Proposed Capital Structure		Forsberg
B Cost of Equity		D'Ascendis

## **CHAPTER 1**

# **Introduction and Description of Company Operations**

**Company Witness:  
Valerie J. Ontiveroz**

**SOUTHWEST GAS CORPORATION  
(U 905 G)  
SOUTHERN CALIFORNIA  
INTRODUCTION**

**A. Purpose of Report**

This report provides the California Public Utilities Commission information regarding the operations and earnings of Southwest Gas Corporation (Southwest Gas). This report is presented with and in support of Southwest Gas' application for authority to change rates.

**B. Scope of Report**

This report includes operating and financial data for the recorded period January 1, 2019 through December 31, 2023, estimated data through year-end 2024 and 2025, and the test year 2026.

**C. General Information Regarding the Company**

Southwest Gas is a natural gas company (as defined in the Natural Gas Act) engaged in the transmission and sale of natural gas at wholesale, and is a public utility engaged in the transmission, distribution, and sale of natural gas to retail customers for domestic, commercial, agricultural, and industrial uses in California, Arizona, and Nevada.

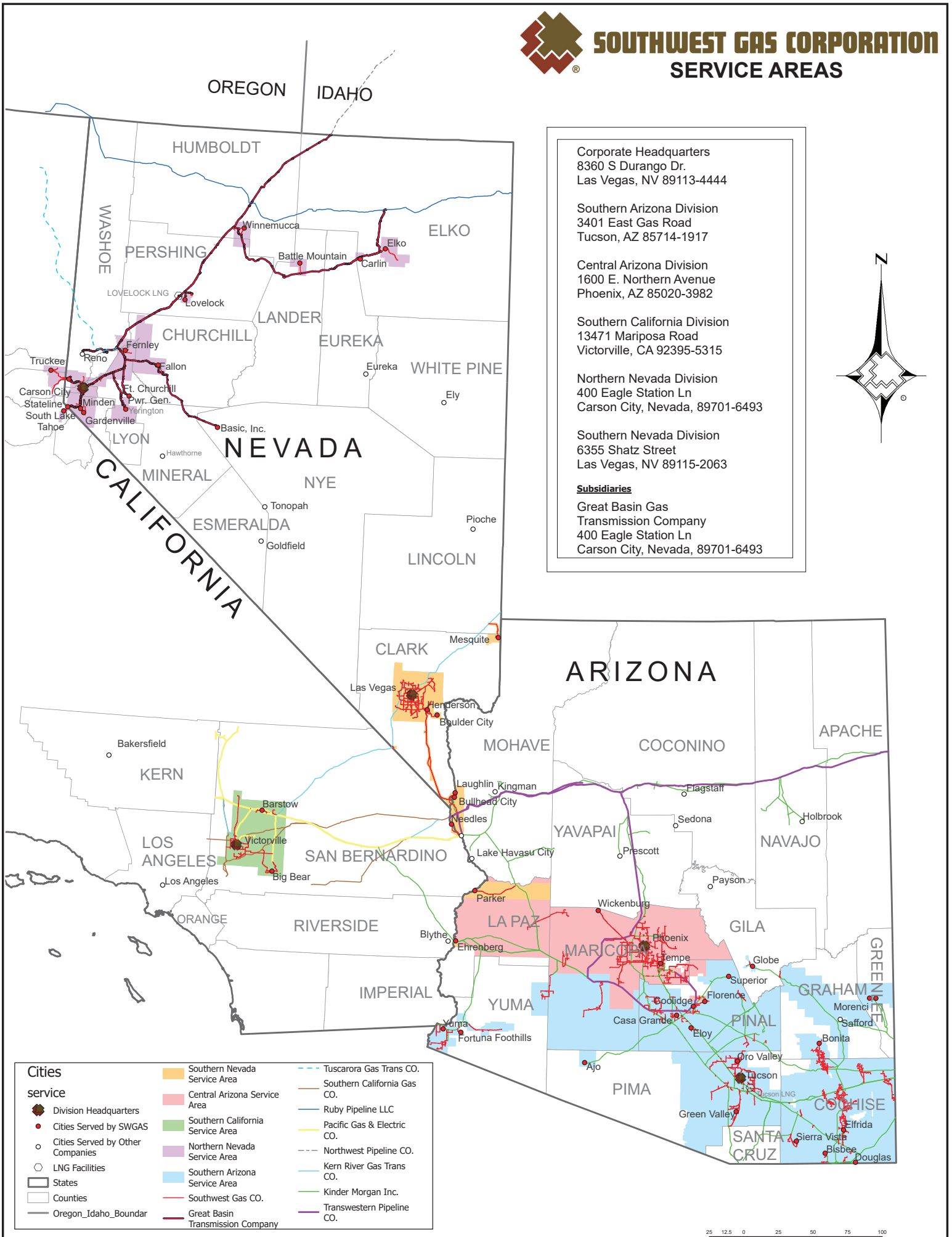
Southwest Gas currently serves over 2.2 million customers in the states of California, Arizona and Nevada. Southwest Gas has three service territories in California. The Southern California jurisdiction is located in San Bernardino County. The Northern California jurisdiction serves communities in Placer, El Dorado, and Nevada counties. The South Lake Tahoe jurisdiction serves a portion of El Dorado County. In total the Company serves approximately 206,000 California customers.

A map is attached showing the communities served in each respective service territory.





# SOUTHWEST GAS CORPORATION SERVICE AREAS



Corporate Headquarters  
8360 S Durango Dr.  
Las Vegas, NV 89113-4444

Southern Arizona Division  
3401 East Gas Road  
Tucson, AZ 85714-1917

Central Arizona Division  
1600 E. Northern Avenue  
Phoenix, AZ 85020-3982


Southern California Division  
13471 Mariposa Road  
Victorville, CA 92395-5315

Northern Nevada Division  
400 Eagle Station Ln  
Carson City, Nevada, 89701-6493

Southern Nevada Division  
6355 Shatz Street  
Las Vegas, NV 89115-2063

**Subsidiaries**

Great Basin Gas  
Transmission Company  
400 Eagle Station Ln  
Carson City, Nevada, 89701-6493



- |                                  |                                  |                             |
|----------------------------------|----------------------------------|-----------------------------|
| <b>Cities</b>                    | Southern Nevada Service Area     | Tuscarora Gas Trans CO.     |
| <b>service</b>                   | Central Arizona Service Area     | Southern California Gas CO. |
| Division Headquarters            | Southern California Service Area | Ruby Pipeline LLC           |
| Cities Served by SWGAS           | Northern Nevada Service Area     | Pacific Gas & Electric CO.  |
| Cities Served by Other Companies | Southern Arizona Service Area    | Northwest Pipeline CO.      |
| LNG Facilities                   | Southwest Gas CO.                | Kern River Gas Trans CO.    |
| States                           | Great Basin Transmission Company | Kinder Morgan Inc.          |
| Counties                         |                                  | Transwestern Pipeline CO.   |
| Oregon_Idaho_Boundar             |                                  |                             |



# **CHAPTER 2**

## **Consolidated Balance Sheets**

SOUTHWEST GAS HOLDINGS, INC. AND SUBSIDIARIES  
CONSOLIDATED BALANCE SHEETS  
(Thousands of dollars, except par value)

	December 31,	
	2023	2022
<b>ASSETS</b>		
Regulated operations plant:		
Gas plant	\$ 10,140,362	\$ 9,453,907
Less: accumulated depreciation	(2,822,669)	(2,674,157)
Construction work in progress	200,549	244,750
Net regulated operations plant	7,518,242	7,024,500
Other property and investments, net	1,266,340	1,281,172
Current assets:		
Cash and cash equivalents	106,536	123,078
Accounts receivable, net of allowances	886,549	866,246
Accrued utility revenue	93,000	88,100
Income taxes receivable, net	1,935	8,738
Deferred purchased gas costs	552,885	450,120
Prepaid and other current assets	218,832	433,850
Current assets held for sale	21,377	1,737,530
Total current assets	1,881,114	3,707,662
Noncurrent assets:		
Goodwill	789,729	787,250
Deferred income taxes	463	82
Deferred charges and other assets	414,008	395,948
Total noncurrent assets	1,204,200	1,183,280
Total assets	\$ 11,869,896	\$ 13,196,614
<b>CAPITALIZATION AND LIABILITIES</b>		
Capitalization:		
Common stock, \$1 par (authorized – 120,000,000 shares; issued and outstanding – 71,563,750 and 67,119,143 shares)	\$ 73,194	\$ 68,749
Additional paid-in capital	2,541,790	2,287,183
Accumulated other comprehensive loss, net	(43,787)	(44,242)
Retained earnings	738,839	747,069
Total Southwest Gas Holdings, Inc. equity	3,310,036	3,058,759
Redeemable noncontrolling interests	104,667	159,349
Long-term debt, less current maturities	4,609,838	4,403,299
Total capitalization	8,024,541	7,621,407
Commitments and contingencies (Note 10)		
Current liabilities:		
Current maturities of long-term debt	42,552	44,557
Short-term debt	628,500	1,542,806
Accounts payable	346,907	662,090
Customer deposits	48,460	51,182
Income taxes payable, net	817	2,690
Accrued general taxes	58,053	67,094
Accrued interest	36,605	38,556
Other current liabilities	522,953	369,743
Current liabilities held for sale	—	644,245
Total current liabilities	1,684,847	3,422,963
Deferred income taxes and other credits:		
Deferred income taxes and investment tax credits, net	752,997	682,067
Accumulated removal costs	458,000	445,000
Other deferred credits and other long-term liabilities	949,511	1,025,177
Total deferred income taxes and other credits	2,160,508	2,152,244
Total capitalization and liabilities	\$ 11,869,896	\$ 13,196,614

The accompanying notes are an integral part of these statements.

**CHAPTER 3**  
**Consolidated Statements of  
Income**

SOUTHWEST GAS HOLDINGS, INC. AND SUBSIDIARIES  
CONSOLIDATED STATEMENTS OF INCOME  
(In thousands, except per share amounts)

	Year Ended December 31,		
	2023	2022	2021
<b>Operating revenues:</b>			
Regulated operations revenues	\$ 2,534,696	\$ 2,199,682	\$ 1,521,790
Utility infrastructure services revenues	2,899,276	2,760,327	2,158,661
Total operating revenues	<u>5,433,972</u>	<u>4,960,009</u>	<u>3,680,451</u>
<b>Operating expenses:</b>			
Net cost of gas sold	1,253,269	799,060	430,907
Operations and maintenance	544,082	636,766	473,146
Depreciation and amortization	440,908	470,455	371,041
Taxes other than income taxes	88,751	93,383	80,343
Utility infrastructure services expenses	2,617,402	2,529,318	1,955,467
Goodwill impairment and loss on sale	71,230	455,425	—
Total operating expenses	<u>5,015,642</u>	<u>4,984,407</u>	<u>3,310,904</u>
Operating income (loss)	<u>418,330</u>	<u>(24,398)</u>	<u>369,547</u>
<b>Other income and (expenses):</b>			
Net interest deductions	(292,286)	(242,750)	(119,198)
Other income (deductions)	71,305	(6,189)	(3,499)
Total other income and (expenses)	<u>(220,981)</u>	<u>(248,939)</u>	<u>(122,697)</u>
Income (loss) before income taxes	197,349	(273,337)	246,850
Income tax expense (benefit)	41,832	(75,653)	39,648
Net income (loss)	155,517	(197,684)	207,202
Net income attributable to noncontrolling interests	4,628	5,606	6,423
Net income (loss) attributable to Southwest Gas Holdings, Inc.	<u>\$ 150,889</u>	<u>\$ (203,290)</u>	<u>\$ 200,779</u>
<b>Earnings (loss) per share:</b>			
Basic	\$ 2.13	\$ (3.10)	\$ 3.39
Diluted	<u>\$ 2.13</u>	<u>\$ (3.10)</u>	<u>\$ 3.39</u>
<b>Weighted average shares:</b>			
Basic	70,787	65,558	59,145
Diluted	70,990	65,558	59,259

The accompanying notes are an integral part of these statements.

SOUTHWEST GAS HOLDINGS, INC. AND SUBSIDIARIES  
CONSOLIDATED STATEMENTS OF COMPREHENSIVE INCOME  
(Thousands of dollars)

	Year Ended December 31,		
	2023	2022	2021
Net income (loss)	\$ 155,517	\$ (197,684)	\$ 207,202
Other comprehensive income (loss), net of tax			
Defined benefit pension plans:			
Net actuarial gain (loss)	(2,423)	3,099	44,974
Amortization of prior service cost	133	133	729
Amortization of net actuarial loss	1,014	26,461	33,894
Regulatory adjustment	(1,011)	(21,457)	(67,027)
Net defined benefit pension plans	(2,287)	8,236	12,570
Forward-starting interest rate swaps ("FSIRS"):			
Amounts reclassified into net income	—	416	1,652
Net forward-starting interest rate swaps	—	416	1,652
Foreign currency translation adjustments	2,742	(6,133)	20
Total other comprehensive income (loss), net of tax	455	2,519	14,242
Comprehensive income (loss)	155,972	(195,165)	221,444
Comprehensive income attributable to noncontrolling interests	4,628	5,606	6,423
Comprehensive income (loss) attributable to Southwest Gas Holdings, Inc.	\$ 151,344	\$ (200,771)	\$ 215,021

The accompanying notes are an integral part of these statements.

**CHAPTER 4**  
**Consolidated Statements of Cash  
Flows**

SOUTHWEST GAS HOLDINGS, INC. AND SUBSIDIARIES  
CONSOLIDATED STATEMENTS OF CASH FLOWS  
(Thousands of dollars)

	Year Ended December 31,		
	2023	2022	2021
<b>CASH FLOW FROM OPERATING ACTIVITIES:</b>			
Net income (loss)	\$ 155,517	\$ (197,684)	\$ 207,202
Adjustments to reconcile net income (loss) to net cash provided by operating activities:			
Depreciation and amortization	440,908	470,455	371,041
Impairment of assets and other charges	71,230	455,425	—
Deferred income taxes	56,771	(72,048)	61,212
Gains on sale of property and equipment	(4,683)	(7,865)	(6,906)
Changes in undistributed stock compensation	8,079	9,446	9,294
Equity AFUDC	(1,951)	(465)	—
Changes in current assets and liabilities:			
Accounts receivable, net of allowances	(22,583)	(193,775)	(51,554)
Accrued utility revenue	(4,900)	(3,200)	(2,500)
Deferred purchased gas costs	(117,770)	(147,215)	(343,728)
Accounts payable	(286,161)	293,909	50,426
Accrued taxes	(2,302)	17,929	(6,725)
Other current assets and liabilities	304,110	(207,853)	(89,209)
Changes in deferred charges and other assets	(10,444)	16,886	(13,541)
Changes in other liabilities and deferred credits	(76,610)	(26,485)	(73,629)
Net cash provided by operating activities	<u>509,211</u>	<u>407,460</u>	<u>111,383</u>
<b>CASH FLOW FROM INVESTING ACTIVITIES:</b>			
Construction expenditures and property additions	(872,521)	(859,421)	(715,626)
Acquisition of businesses, net of cash acquired	—	(18,809)	(2,354,260)
Proceeds from the sale of business, net of cash sold	1,022,483	—	—
Changes in customer advances	(8,905)	21,506	15,974
Other	9,909	17,822	18,256
Net cash provided by (used in) investing activities	<u>150,966</u>	<u>(838,902)</u>	<u>(3,035,656)</u>
<b>CASH FLOW FROM FINANCING ACTIVITIES:</b>			
Issuance of common stock, net	251,759	461,828	213,641
Centuri distribution to redeemable noncontrolling interest	(39,894)	(39,649)	—
Dividends paid	(174,574)	(160,563)	(138,222)
Issuance of long-term debt, net	1,044,861	1,067,805	1,660,696
Retirement of long-term debt	(248,328)	(499,914)	(452,664)
Change in long-term credit facility and commercial paper	(50,000)	(80,000)	(20,000)
Issuance of short-term debt	450,000	—	1,850,000
Other changes in short-term debt	(1,916,748)	(366,193)	(48,000)
Withholding remittance – share-based compensation	(1,990)	(2,662)	(1,264)
Other, including principal payments on finance leases	(15,881)	(24,172)	(729)
Net cash provided by (used in) financing activities	<u>(700,795)</u>	<u>356,480</u>	<u>3,063,458</u>
Effects of currency translation on cash and cash equivalents	273	(854)	160
Change in cash and cash equivalents	(40,345)	(75,816)	139,345
Change in cash and cash equivalents included in current assets held for sale	23,803	(23,803)	—
Cash and cash equivalents at beginning of period	123,078	222,697	83,352
Cash and cash equivalents at end of period	<u>\$ 106,536</u>	<u>\$ 123,078</u>	<u>\$ 222,697</u>
<b>SUPPLEMENTAL INFORMATION:</b>			
Interest paid, net of amounts capitalized	\$ 282,626	\$ 219,825	\$ 104,352
Income taxes paid, net	\$ 9,365	\$ 12,001	\$ 4,208

The accompanying notes are an integral part of these statements.



**CHAPTER 5**  
**Notes to Consolidated Financial**  
**Statements**

## **Note 1 - Background, Organization, and Summary of Significant Accounting Policies**

*Nature of Operations.* This is a combined annual report of Southwest Gas Holdings, Inc. and its subsidiaries (the “Company”) and Southwest Gas Corporation and its subsidiaries (“Southwest” or the “natural gas distribution” segment). The notes to the consolidated financial statements apply to both entities. Southwest Gas Holdings, Inc., a Delaware corporation, is a holding company, owning all of the shares of common stock of Southwest, all of the shares of common stock of Centuri Group, Inc. (“Centuri” or the “utility infrastructure services” segment), and until February 14, 2023, all of the shares of common stock of MountainWest Pipelines Holding Company (“MountainWest” or the “pipeline and storage” segment).

In December 2022, the Company announced that its Board of Directors (the “Board”) unanimously determined to take strategic actions to simplify the Company’s portfolio of businesses. These actions included entering into a definitive agreement to sell 100% of MountainWest in an all-cash transaction to Williams Partners Operating LLC (“Williams”) for \$1.5 billion in total enterprise value, subject to certain adjustments. The MountainWest transaction closed on February 14, 2023.

As part of this simplification strategy, the Company previously communicated that it would pursue a separation of Centuri and has continued to undertake significant efforts toward a near-term separation, including submitting a confidential draft registration statement on Form S-1 to the U.S. Securities and Exchange Commission (the “SEC”). See **Note 15 - Acquisitions and Dispositions** for additional information.

On November 21, 2023, the Company and the Icahn Group entered into an Amended and Restated Cooperation Agreement (the “Agreement”), which amended, restated, superseded, and replaced in its entirety the Amended and Restated Cooperation Agreement entered into as of October 24, 2022. Among other things, the Agreement provides for the nomination of the Icahn Designees for election at the Company’s 2024 annual meeting of stockholders, the extension of the standstill restrictions on the Icahn Group through the Company’s 2024 annual meeting of stockholders, subject to certain restrictions and exceptions, and subject to certain ownership thresholds by the Icahn Group and the approval by the Board’s Strategic Transactions Committee, certain aspects of the corporate structure and conduct of the first annual meeting of any independent, publicly traded company resulting from a separation of the Company’s businesses.

On November 3, 2023, the Board authorized a dividend of one preferred stock purchase right (a “Right”) for each outstanding share of common stock, \$1 par value per share, of the Company to stockholders on record at the close of business on November 17, 2023. The description and terms of the Rights are set forth in a Tax-Free Spin Protection Plan, dated as of November 5, 2023 (as may be amended from time to time, the “Plan”), between the Company and Equiniti Trust Company, LLC, as rights agent. Each Right entitles the registered holder to purchase from the Company one ten-thousandth of a share of Series A Junior Participating Preferred Stock, no par value per share, of the Company (the “Series A Preferred”), at a purchase price of \$300.00 per one ten-thousandth of a share of Series A Preferred, subject to adjustment. The Rights have a de minimis fair value and will expire in accordance with the provisions of the Plan.

By adopting the Plan, the Board is seeking to preserve the Company’s ability to effectuate a separation of Centuri Holdings, Inc., a wholly owned subsidiary of the Company formed for purposes of completing the separation (“Centuri Holdings”) (the “Spin-Off Transaction”) that would be tax-free to the Company (the “Tax-Free Status”). While the Company intends that any Spin-Off Transaction, if effected, would qualify as a tax-free transaction to the Company’s stockholders, the ability to effect a spin-off that is tax-free to the Company (as opposed to its stockholders) could be lost if certain stock purchases (including by existing or new holders in the open market) are treated as part of a plan pursuant to which one or more persons directly or indirectly acquire a 50% or greater interest in the Company (a “355 Ownership Change”) within applicable time periods for purposes of Section 355(e) of the Internal Revenue Code. The Company believes that there is minimal capacity for changes in the ownership of its stock before a 355 Ownership Change could occur. The Plan is intended to restrict acquisitions of Company stock that could cause a 355 Ownership Change and could impair the Company’s ability to effectuate a Spin-Off Transaction that has Tax-Free Status. The Board believes it is in the best interest of the Company and its stockholders to preserve the Company’s ability to effectuate a Spin-Off Transaction with Tax-Free Status. The Plan has not been triggered as of December 31, 2023.

Southwest is engaged in the business of purchasing, distributing, and transporting natural gas for customers in portions of Arizona, Nevada, and California. Public utility rates, practices, facilities, and service territories of Southwest are subject to regulatory oversight. The timing and amount of rate relief can materially impact results of operations. Natural gas purchases and the timing of related recoveries can materially impact liquidity. Results for the natural gas distribution segment are higher during winter periods due to the seasonality incorporated in its regulatory rate structures.

Centuri is a strategic utility infrastructure services company dedicated to partnering with North America’s gas and electric providers to build and maintain the energy network that powers millions of homes across the United States (“U.S.”) and Canada. Centuri derives revenue primarily from installation, replacement, repair, and maintenance of energy networks. Centuri

operates in the U.S. primarily as NPL Construction Co. (“NPL”), New England Utility Constructors, Inc. (“Neuco”), Linetec Services, LLC (“Linetec”), and Riggs Distler & Company, Inc. (“Riggs Distler”), and in Canada, primarily as NPL Canada Ltd. (“NPL Canada”). Utility infrastructure services activity is seasonal in many of Centuri’s operating areas. Peak periods are the summer and fall months in colder climate areas, such as the northeastern and midwestern U.S. and in Canada. In warmer climate areas, such as the southwestern and southeastern U.S., utility infrastructure services activity continues year round.

*Basis of Presentation.* The Company follows accounting principles generally accepted in the United States (“U.S. GAAP”) in accounting for all of its businesses. Unless specified otherwise, all amounts are in U.S. dollars. Accounting for regulated operations conforms with U.S. GAAP as applied to rate-regulated companies and as prescribed by federal agencies and commissions of the various states in which the rate-regulated companies operate. The preparation of financial statements in conformity with U.S. GAAP requires management to make estimates and assumptions that affect the reported amounts of assets and liabilities and disclosure of contingent assets and liabilities at the date of the financial statements, and the reported amounts of revenues and expenses during the reporting period. Actual results could differ from those estimates.

In the first quarter of 2023, management identified a misstatement related to its accounting for the cost of gas sold at Southwest, thereby determining that Net cost of gas sold was overstated in 2021 and 2022 by \$2.3 million and \$5.7 million, respectively. Southwest made an adjustment in the first quarter of 2023 to reduce Net cost of gas sold and to increase its asset balance for Deferred purchased gas costs by \$8 million.

Also in the first quarter of 2023, the Company identified an approximately \$21 million misstatement related to its initial estimation of the loss recorded upon reclassifying MountainWest as an asset held for sale during the year ended December 31, 2022. Consequently, the impairment loss for the year ended December 31, 2022 was understated by approximately \$21 million, which was corrected in the first quarter of 2023.

The Company (and Southwest, with respect to Net cost of gas sold) assessed, both quantitatively and qualitatively, the impact of these items on previously issued financial statements, concluding they were not material to any prior period or the current period financial statements.

*Consolidation.* The accompanying financial statements (as of and for the periods presented) are presented on a consolidated basis for Southwest Gas Holdings, Inc. and all subsidiaries and Southwest Gas Corporation and all subsidiaries (except those accounted for using the equity method as discussed below). All significant intercompany balances and transactions have been eliminated with the exception of transactions between Southwest and Centuri in accordance with accounting treatment for rate-regulated entities.

Centuri, through its subsidiaries, holds a 50% interest in W.S. Nicholls Western Construction Ltd. (“Western”), a Canadian infrastructure services company that is a variable interest entity. Centuri determined that it is not the primary beneficiary of the entity due to a shared-power structure; therefore, Centuri does not consolidate the entity and has recorded its investment, and results related thereto, using the equity method. The investment in Western, related earnings, and dividends received from Western in 2023 and 2022 were not significant. Centuri’s maximum exposure to loss as a result of its involvement with Western was estimated at \$12.4 million as of December 31, 2023.

*Fair Value Measurements.* Certain assets and liabilities are reported at fair value, which is defined as the price that would be received to sell an asset or paid to transfer a liability in an orderly transaction between market participants at the measurement date.

U.S. GAAP states that a fair value measurement should be based on the assumptions that market participants would use in pricing the asset or liability and establishes a fair value hierarchy that ranks the inputs used to measure fair value by their reliability. The hierarchy gives the highest priority to unadjusted quoted prices in active markets for identical assets or liabilities (Level 1 measurements) and the lowest priority to fair values derived from unobservable inputs (Level 3 measurements). Financial assets and liabilities are categorized in their entirety based on the lowest level of input that is significant to the fair value measurement. The three levels of the fair value hierarchy are as follows:

Level 1 – quoted prices (unadjusted) in active markets for identical assets or liabilities that a company has the ability to access at the measurement date.

Level 2 – inputs other than quoted prices included within Level 1 that are observable for similar assets or liabilities, either directly or indirectly.

Level 3 – unobservable inputs for the asset or liability. Unobservable inputs are used to measure fair value to the extent that observable inputs are not available, thereby allowing for situations in which there is little, if any, market activity for the asset or liability at the measurement date.

The Company primarily used quoted market prices and other observable market pricing information (exclusive of any purchase accounting adjustments) in valuing cash and cash equivalents, long-term debt outstanding, and assets of the qualified pension

plan and the postretirement benefits other than pensions required to be recorded and/or disclosed at fair value. The Company uses prices and inputs that are current as of the measurement date, and recognizes transfers between levels at either the actual date of an event or a change in circumstance that caused the transfer.

*Net Regulated Operations Plant.* Net regulated operations plant includes gas plant at original cost, less the accumulated provision for depreciation and amortization, plus any unamortized balance of acquisition adjustments. Original cost generally includes contracted services, material, payroll, and related costs such as taxes and certain benefits, general and administrative expenses applicable to construction efforts, and an allowance for funds used during construction, less contributions in aid of construction. Aligned with regulatory treatment, when plant is retired, the cost of such plant, net of any salvage value, is charged to accumulated depreciation. See also *Depreciation and Amortization* below.

*Other Property and Investments.* Other property and investments on Southwest's and the Company's Consolidated Balance Sheets includes:

(Thousands of dollars)	December 31,	
	2023	2022
Net cash surrender value of COLI policies	\$ 146,546	\$ 136,245
Other property	6,112	33,152
Total Southwest Gas Corporation	152,658	169,397
Non-regulated property, equipment, and intangibles	1,752,094	1,677,218
Non-regulated accumulated provision for depreciation and amortization	(675,632)	(596,518)
Other property and investments	37,220	31,075
Total Southwest Gas Holdings, Inc.	<u>\$ 1,266,340</u>	<u>\$ 1,281,172</u>

Included in the table above are the net cash surrender values of company-owned life insurance ("COLI") policies. These life insurance policies on members of management and other key employees are used by Southwest to indemnify itself against the loss of talent, expertise, and knowledge, as well as to provide indirect funding for certain nonqualified benefit plans. The term non-regulated in regard to assets and related balances in the table above is in reference to the non-rate regulated operations of Centuri.

*Intangible Assets.* Intangible assets (other than goodwill) are amortized using the straight-line method to reflect the pattern of economic benefits consumed over the estimated periods benefited. The recoverability of intangible assets is evaluated when events or circumstances indicate that a revision of estimated useful lives is warranted or that an intangible asset may be impaired. These intangible assets are included in Other property and investments on the Company's Consolidated Balance Sheets. Centuri's intangible assets (other than goodwill) have finite lives and are associated with businesses previously acquired. The balances at December 31, 2023 and 2022, respectively, were as follows:

(Thousands of dollars)	December 31, 2023		
	Gross Carrying Amount	Accumulated Amortization	Net Carrying Amount
Customer relationships	\$ 392,512	\$ (85,212)	\$ 307,300
Trade names and trademarks	79,408	(17,660)	61,748
Total	<u>\$ 471,920</u>	<u>\$ (102,872)</u>	<u>\$ 369,048</u>
	December 31, 2022		
Customer relationships	\$ 391,758	\$ (63,509)	\$ 328,249
Trade names and trademarks	79,277	(12,278)	66,999
Total	<u>\$ 471,035</u>	<u>\$ (75,787)</u>	<u>\$ 395,248</u>

Collective amortization expense for these acquired intangible assets for the years ended December 31, 2023, 2022, and 2021 was \$26.7 million, \$29.8 million, and \$17.3 million, respectively. The weighted-average amortization periods for customer relationships and trade names and trademarks are 19 years and 15 years, respectively.

The estimated future amortization of the above intangible assets for the next five years and thereafter is as follows:

(Thousands of dollars)		
2024	\$	26,736
2025		26,723
2026		26,499
2027		26,126
2028		25,809
Thereafter		237,155
Total	\$	<u>369,048</u>

See **Note 2 - Regulated Operations Plant and Leases** for additional information regarding natural gas distribution intangible assets.

*Cash and Cash Equivalents.* For purposes of reporting consolidated cash flows, cash and cash equivalents include cash on hand, money market funds, and financial instruments with original maturities of three months or less. Such investments are carried at cost, which approximates fair value. Cash and cash equivalents of the Company include \$48.9 million and \$29.7 million of money market fund investments at December 31, 2023 and 2022, respectively. Of these amounts, \$38.6 million and \$17.6 million at December 31, 2023 and 2022, respectively, were held by Southwest. The money market fund investments were acquired and are generally redeemable at their net asset value.

Noncash investing activities for the Company and Southwest include capital expenditures that were not yet paid as of year end, thereby remaining in accounts payable, the amounts related to which decreased by approximately \$17.1 million and \$20.9 million, for the Company and Southwest, respectively during the year ended December 31, 2023; increased \$23.4 million and \$19.7 million, for the Company and Southwest, respectively, during the year ended December 31, 2022; and, increased \$15.5 million and \$13.9 million, for the Company and Southwest, respectively, during the year ended December 31, 2021. Additionally for Southwest, noncash investing activities include customer advances applied as contributions toward utility construction activity, and such amounts were not significant for the periods presented herein. Also, see **Note 2 - Regulated Operations Plant and Leases** for information related to right-of-use (“ROU”) assets obtained in exchange for lease liabilities, which are noncash investing and financing activities. ROU assets and lease liabilities are also subject to noncash impacts as a result of other factors, such as lease terminations and modifications.

The Other change in short-term debt as presented on the Company’s and Southwest’s Consolidated Statements of Cash Flows is comprised of repayments of short-term debt and changes in the current portion of credit facilities.

*Income Taxes.* The asset and liability method of accounting is utilized for the recognition of income taxes. Under the asset and liability method, deferred tax assets and liabilities are recognized for the future tax consequences attributable to differences between the financial statement carrying amounts of existing assets and liabilities and their respective tax bases. Deferred tax assets and liabilities are measured using enacted tax rates expected to apply to taxable income in the years in which those temporary differences are anticipated to be recovered or settled. The effect on deferred tax assets and liabilities of a change in tax rates is recognized in the period that includes the enactment date. For regulatory and financial reporting purposes, investment tax credits (“ITC”) related to gas utility operations are deferred and amortized over the life of related fixed assets. As of December 31, 2023, the Company had cumulative book earnings of approximately \$94 million in its foreign jurisdiction. Management previously asserted and continues to assert that all the earnings of Centuri’s Canadian subsidiaries will be permanently reinvested in Canada. As a result, no U.S. deferred income taxes have been recorded related to cumulative foreign earnings.

The Financial Accounting Standards Board (the “FASB”) issued guidance to allow an accounting policy election of either (i) treating taxes attributable to future taxable income related to Global Intangible Low-Taxed Income (“GILTI”) as a current period expense when incurred or (ii) recognizing deferred taxes for temporary differences expected to reverse as GILTI in future years. The Company elected to treat GILTI as a current period cost when incurred and has considered the estimated 2023 GILTI impact to its 2023 tax expense, which was immaterial.

In April 2023, the Internal Revenue Service (“IRS”) issued Revenue Procedure 2023-15, which provides a safe harbor method of accounting that taxpayers may use to determine whether expenditures to repair, maintain, replace, or improve natural gas transmission and distribution property must be capitalized for tax purposes. The Company and Southwest are currently reviewing this revenue procedure to determine the potential impact on their financial position, results of operations, and cash flows.

*Deferred Purchased Gas Costs.* The various regulatory commissions have established procedures to enable Southwest to adjust billing rates for changes in the cost of natural gas purchased. The difference between the current cost of gas purchased and the cost of gas recovered in billed rates is deferred. Generally, these deferred amounts are recovered or refunded within one year.

In July 2023, the Arizona Corporation Commission (the “ACC”) approved an increase in the gas cost balancing account (“GCBA”) rate, over a two-year period, as an enhancement to the existing gas cost recovery mechanism, given the \$358 million Arizona account balance existing as of May 31, 2023. The increased GCBA rate of \$0.20 per therm will support timely recovery of the existing balance. Based on the design of base tariff gas cost rates in Arizona and surcharges, the account balance existing as of that date is deemed generally recoverable over the next twelve months, and it is therefore classified as a current asset on the balance sheets of the Company and Southwest.

*Prepaid and other current assets.* Prepaid and other current assets for Southwest and the Company include, among other things, temporary accruals for unrecovered purchased gas costs of \$207 million as of December 31, 2022, with no corresponding asset balance as of December 31, 2023. Final amounts are subject to calculations of *Deferred Purchased Gas Costs*, and characterized accordingly the following month, once amounts are finalized through the settlement process. Additionally, Southwest had gas pipe materials and operating supplies of \$83.4 million and \$77.3 million as of December 31, 2023 and 2022, respectively (carried at weighted average cost).

*Held for sale.* The Company and Southwest recognize, when applicable, the assets and liabilities of a disposal group as held for sale in the period (i) it has approved and committed to a plan to sell the disposal group, (ii) the disposal group is available for immediate sale in its present condition, (iii) an active program to locate a buyer and other actions to sell the disposal group have been initiated, (iv) it is unlikely that significant changes to the plan will be made or that the plan will be withdrawn. The Company and Southwest initially measure a disposal group that is classified as held for sale at the lower of its carrying value or fair value less any costs to sell. Any loss resulting from this measurement is recognized in the period in which the held for sale criteria are met. Conversely, gains are not recognized on the sale of a disposal group until closing. Upon designation as held for sale, the Company and Southwest stop recording depreciation expense and assess the fair value of the disposal group less any costs to sell at each reporting period, until it is no longer classified as held for sale. See **Note 15 - Acquisitions and Dispositions** for information related to the MountainWest assets and liabilities held for sale.

In the first quarter of 2023, the Company and Southwest concluded certain assets associated with its previous corporate headquarters met the criteria to be classified as held for sale. As a result, the Company and Southwest reclassified approximately \$27 million from Other property and investments to Current assets held for sale on their respective Consolidated Balance Sheets in the first quarter of 2023. In 2023, the Company and Southwest recorded an estimated loss of \$5.2 million on the assets based upon an updated fair value less costs to sell, which is recorded in Other income (deductions). The sale was completed in January 2024.

*Goodwill.* As required by U.S. GAAP, goodwill is assessed for impairment annually, or more frequently, if circumstances indicate impairment to the carrying value of goodwill may have occurred. The goodwill impairment analysis was conducted as of October 1st using a qualitative assessment, as permitted by U.S. GAAP. Management of the Company and Southwest considered its reporting units and segments, determining that they remained consistent between periods presented below, and that no change was necessary with regard to the level at which goodwill is assessed for impairment. The Company and Southwest determined that it is not more likely than not that the fair values of the Centuri and Southwest reporting units were less than their carrying amounts in either 2023 or 2022, and therefore, no impairment was recorded in either year in regard to these entities.

In regard to MountainWest, a loss was recognized, primarily as a goodwill impairment of \$449.6 million in the fourth quarter of 2022. As noted above, an additional \$21 million loss was recorded in the first quarter of 2023. See **Note 15 - Acquisitions and Dispositions** for additional information.

There can also be no assurances that future assessments of remaining goodwill on the Company’s and Southwest’s balance sheets will not result in an impairment; various factors, including the planned separation of Centuri (including any partial sell-down, or series of partial sell-downs, that may occur and result in reassessment of reporting units or other factors that impact the level at which goodwill is assessed), or changes in economic conditions, governmental monetary policies, interest rates, or others, on their own or in combination, could result in the fair value of the related reporting units being lower than their carrying value.

Goodwill in the Natural Gas Distribution and Utility Infrastructure Services segments is included in their respective Consolidated Balance Sheets as follows:

(Thousands of dollars)	Natural Gas Distribution	Utility Infrastructure Services	Total Company
Balance, December 31, 2021	\$ 10,095	\$ 785,058	\$ 795,153
Additional goodwill from Graham County acquisition	1,060	—	1,060
Measurement-period adjustments from Riggs Distler acquisition	—	(1,924)	(1,924)
Foreign currency translation adjustment	—	(7,039)	(7,039)
Balance, December 31, 2022	11,155	776,095	\$ 787,250
Foreign currency translation adjustment	—	2,479	2,479
Balance, December 31, 2023	<u>\$ 11,155</u>	<u>\$ 778,574</u>	<u>\$ 789,729</u>

*Other Current Liabilities.* Management recognizes in its balance sheets various liabilities that are expected to be settled through future cash payments within the next twelve months, including certain regulatory mechanisms (refer to **Note 5 - Regulatory Assets and Liabilities**), customary accrued expenses for employee compensation and benefits, declared but unpaid dividends, and miscellaneous other accrued liabilities. Other current liabilities for the Company include \$44.4 million and \$41.6 million of dividends declared as of December 31, 2023 and 2022, respectively. Also included in the balance was \$88 million in accrued purchased gas cost, with no corresponding liability balance as of December 31, 2022. See also *Deferred Purchased Gas Costs* and *Prepaid and other current assets* above.

*Accumulated Removal Costs.* Approved regulatory practices allow Southwest to include in depreciation expense a component intended to recover removal costs associated with regulated operations plant retirements. In accordance with the SEC position on presentation of these amounts, management reclassifies estimated removal costs from Accumulated depreciation to Accumulated removal costs within the liabilities section of the Consolidated Balance Sheets. Management regularly updates the estimated accumulated removal costs as amounts fluctuate between periods depending on the level of replacement work performed (and actual cost experience) compared to the estimated cost of removal in rates.

*Revenue.* See **Note 3 - Revenue** for information related to revenue recognition for Southwest and Centuri.

*Intercompany Transactions.* Centuri recognizes revenues generated from contracts with Southwest (see **Note 13 - Segment Information**). The accounts receivable balance, revenues, and associated profits are included in the consolidated financial statements of the Company and Southwest and are not eliminated during consolidation in accordance with accounting treatment for rate-regulated entities.

*Utility Infrastructure Services Expenses.* Centuri's utility infrastructure services expenses in the Consolidated Statements of Income includes payroll expenses, office and equipment rental costs, subcontractor expenses, training, job-related materials, gains and losses on equipment sales, and professional fees.

*Net Cost of Gas Sold.* Components of net cost of gas sold include natural gas commodity costs (fixed-price and variable-rate), pipeline capacity/transportation costs, and any actual settled costs of natural gas derivative instruments, where relevant. Also included are the net impacts of PGA deferrals and recoveries, which by their inclusion, result in net cost of gas sold overall that is comparable to amounts included in billed gas operating revenues. Differences between amounts incurred with suppliers, transmission pipelines, etc. and amounts already included in customer rates, are temporarily deferred in PGA accounts pending inclusion in customer rates.

*Operations and Maintenance Expense.* Operations and maintenance expense includes Southwest's operating and maintenance costs associated with serving utility customers and maintaining its distribution and transmission systems, uncollectible customer accounts expense, administrative and general salaries and expense, and employee benefits expense excluding relevant non-service cost components (that have been reclassified to Other income (deductions) due to requirements in U.S. GAAP), as well as legal expense (including injuries and damages), professional and other external contracted services, and other business expenses.

*Depreciation and Amortization.* Regulated operations plant depreciation is computed on the straight-line remaining life method at composite rates considered sufficient to amortize costs over estimated service lives, including components which compensate for removal costs (net of salvage value), and retirements, as approved by the appropriate regulatory agency. When plant is retired from service, the original cost of plant, including cost of removal, less salvage, is charged to the accumulated provision for depreciation. See also discussion regarding *Accumulated Removal Costs* above. Other regulatory assets, including acquisition adjustments, are amortized when appropriate, over time periods authorized by regulators. Non-regulated operations, including utility infrastructure services-related property and equipment, are depreciated on a straight-line method based on the



estimated useful lives of the related assets. Costs and gains related to refunding regulated operations debt and debt issuance expenses are deferred and amortized over the weighted-average lives of the new issues and become a component of interest expense.

*Allowance for Funds Used During Construction ("AFUDC").* AFUDC represents the cost of both debt and equity funds used to finance regulated operations plant construction. AFUDC is capitalized as part of the cost of regulated operations plant. The debt portion of AFUDC is reported in the Company's and Southwest's Consolidated Statements of Income as an offset to Net interest deductions and the equity portion is reported as Other income. Regulated operations plant construction costs, including AFUDC, are recoverable as part of authorized rates through depreciation when completed projects are placed into operation, and general rate relief is requested and granted. AFUDC, disaggregated by type, included in the Company's and Southwest's Consolidated Statements of Income are presented in the table below:

(Thousands of dollars)	2023	2022	2021
AFUDC:			
Debt portion	\$ 6,851	\$ 3,535	\$ 1,046
Equity portion	1,869	—	—
AFUDC capitalized as part of regulated operations plant	<u>\$ 8,720</u>	<u>\$ 3,535</u>	<u>\$ 1,046</u>
AFUDC rate	<u>6.30 %</u>	<u>2.64 %</u>	<u>0.96 %</u>

AFUDC related to MountainWest includes \$86,000 of debt and \$465,000 of equity during the year ended December 31, 2022, which is not reflected in the table above. AFUDC related to MountainWest in 2023 was not significant. Debt and equity AFUDC at Southwest were impacted in 2023, 2022, and 2021 by the amount of short-term debt outstanding based on the regulatory formula for each component.

*Other Income (Deductions).* The following table provides the composition of significant items included in Other income (deductions) on the Consolidated Statements of Income:

(Thousands of dollars)	2023	2022	2021
Southwest Gas Corporation:			
Change in COLI policies	\$ 10,100	\$ (5,400)	\$ 8,800
Interest income	50,757	16,183	5,113
Equity AFUDC	1,869	—	—
Non-service components of net periodic benefit cost	20,387	(751)	(14,021)
Miscellaneous expense	(12,452)	(16,916)	(4,451)
Southwest Gas Corporation – total other income (deductions)	<u>70,661</u>	<u>(6,884)</u>	<u>(4,559)</u>
Centuri, MountainWest, and Southwest Gas Holdings, Inc.:			
Foreign transaction gain (loss)	(517)	977	(22)
Equity AFUDC	82	465	—
Equity in earnings of unconsolidated investments	868	2,629	226
Miscellaneous income and (expense)	60	(3,113)	863
Corporate and administrative	151	(263)	(7)
Southwest Gas Holdings, Inc. - total other income (deductions)	<u>\$ 71,305</u>	<u>\$ (6,189)</u>	<u>\$ (3,499)</u>

Included in the table above is the change in COLI policies (including net death benefits recognized, where relevant). Current tax regulations provide for tax-free treatment of life insurance (death benefit) proceeds. Therefore, changes in the cash surrender value components of COLI policies, as they progress towards the ultimate death benefits, are also recorded without tax consequences.

Interest income primarily relates to Southwest's regulatory asset balances, including its deferred purchased gas cost mechanisms, the combined balance of which increased from \$450 million as of December 31, 2022 to \$553 million as of December 31, 2023. In regard to net periodic benefit cost, refer to **Note 11 - Pension and Other Postretirement Benefits**. Miscellaneous income and (expense) for Southwest in 2023 and 2022 includes a variety of items, including reserves for uncompleted software projects and the reduction in value of Southwest's previous corporate campus property (discussed above).

*Derivatives.* In managing its natural gas supply portfolios, Southwest has historically entered into fixed- and variable-price contracts, which qualify as derivatives. The fixed-price contracts, firm commitments to purchase a fixed amount of gas in the future at a fixed price, qualify for the normal purchases and normal sales exception that is allowed for contracts that are



probable of delivery in the normal course of business, and are exempt from fair value reporting. The variable-price contracts qualify as derivative instruments; however, because the contract price is the prevailing price at the future transaction date, no fair value adjustment is required. Southwest does not utilize derivative financial instruments for speculative purposes, nor does it have trading operations.

*Foreign Currency Translation and Transactions.* Foreign currency-denominated assets and liabilities of consolidated subsidiaries are translated into U.S. dollars at exchange rates existing at the respective balance sheet dates. Translation adjustments resulting from fluctuations in exchange rates are recorded as a separate component of Other comprehensive income and accumulations thereof within stockholders' equity. Results of operations of foreign subsidiaries are translated using the monthly weighted-average exchange rates during the respective periods. Gains and losses resulting from foreign currency transactions are included in Other income and (expenses) of the Company. Gains and losses resulting from intercompany foreign currency transactions that are of a long-term investment nature are reported in Other comprehensive income, if applicable.

*Earnings Per Share.* Basic earnings per share ("EPS") in each period of this report were calculated by dividing net income (loss) attributable to Southwest Gas Holdings, Inc. by the weighted-average number of shares during those periods. Diluted EPS includes additional weighted-average common stock equivalents (performance share units and restricted stock units), if dilutive. Unless otherwise noted, the term "Earnings Per Share" refers to Basic EPS. A reconciliation of the denominator used in Basic and Diluted EPS calculations is shown in the following table:

(In thousands)	2023	2022	2021
Weighted average basic shares	70,787	65,558	59,145
Effect of dilutive securities:			
Restricted stock units (1)(2)	203	—	114
Weighted average diluted shares	<u>70,990</u>	<u>65,558</u>	<u>59,259</u>

(1) The number of anti-dilutive restricted stock units for 2022 excluded from the calculation of diluted shares is 157,000.

(2) The number of securities granted for 2023, 2022, and 2021 includes 173,000, 144,000, and 104,000 performance share units, respectively, the total of which was derived by assuming that target performance will be achieved during the relevant performance period.

*Recent Accounting Standards Updates.*

Recently issued accounting pronouncement that will be effective in 2024:

In November 2023, the FASB issued ASU 2023-07 "Segment Reporting (Topic 280): Improvements to Reportable Segment Disclosures." The update, amongst other amendments, requires disclosure of significant segment expenses that are regularly provided to the chief operating decision maker ("CODM") and included within each reported measure of segment profit or loss, an amount and description of the composition of other segment items to reconcile to segment profit or loss, and the title and position of the entity's CODM. The update also extends certain annual disclosures to interim periods, and is effective for fiscal years beginning after December 15, 2023 and interim periods within the fiscal years beginning after December 15, 2024. Early adoption is permitted. Management is evaluating the impacts this update might have on the Company's and Southwest's consolidated financial statements and disclosures.

Recently issued accounting pronouncement that will be effective after 2024:

In December 2023, the FASB issued ASU 2023-09 "Income Taxes (Topic 740): Improvements to Income Tax Disclosures." The update, amongst other amendments, provides for enhanced income tax information primarily through changes in the rate reconciliation and income taxes paid information. The update is effective for annual periods beginning after December 15, 2024; early adoption is permitted. Management is evaluating the impacts this update might have on the Company's and Southwest's disclosures.

*Subsequent Events.* Management monitors events occurring after the balance sheet date and prior to the issuance of the financial statements to determine the impacts, if any, of events on the financial statements to be issued or disclosures to be made, and has reflected them where appropriate.

## Note 2 - Regulated Operations Plant and Leases

### Net Regulated Operations Plant

Major classes of regulated operations plant (plant previously associated with MountainWest is not included as the MountainWest disposal group was deemed held for sale as of December 31, 2022) and their respective balances as of December 31, 2023 and 2022 were as follows:

(Thousands of dollars)	December 31,	
	2023	2022
Gas plant:		
Storage	\$ 104,527	\$ 104,218
Transmission	402,591	399,357
Distribution	8,684,949	8,039,793
General	539,188	505,109
Software and software-related intangibles	393,444	389,496
Other	15,663	15,934
	10,140,362	9,453,907
Less: accumulated depreciation and amortization	(2,822,669)	(2,674,157)
Construction work in progress	200,549	244,750
Net regulated operations plant	\$ 7,518,242	\$ 7,024,500

Regulated operations plant depreciation is computed on the straight-line remaining life method at composite rates considered sufficient to amortize costs over estimated service lives, including components which are intended to compensate for removal costs (net of salvage value), and retirements, based on the processes of regulatory proceedings and related regulatory commission approvals and/or mandates. In 2023, annual regulated operations depreciation and amortization expense in regard to Southwest averaged 2.6% of the original cost of depreciable and amortizable property, and 2.7% in 2022 and 2021. Transmission and distribution plant are associated with the core natural gas delivery infrastructure, and combined, constitute the majority of gas plant. Annual regulated operations depreciation expense for Southwest averaged approximately 2.2% of the original cost of depreciable transmission and distribution plant during the period 2021 through 2023.

Depreciation and amortization expense on gas plant, including intangibles, was as follows:

(Thousands of dollars)	2023	2022	2021
Depreciation and amortization expense	\$ 256,847	\$ 243,857	\$ 230,245

Included in the figures above is amortization of regulated operations intangibles of \$20.5 million, \$21 million, and \$17.7 million for the years ended December 31, 2023, 2022, and 2021, respectively. The amounts above exclude regulatory asset and liability amortization.

### Leases

Determinations are made as to whether an arrangement is a lease at inception. ROU assets represent the right to use an underlying asset for the lease term; lease liabilities represent obligations to make lease payments arising from the lease. Operating lease ROU assets and lease liabilities are recognized at the commencement date based on the present value of lease payments over the lease term. When leases do not provide an implicit interest rate, an incremental borrowing rate based on information available at commencement is used in determining the present value of lease payments; an implicit rate, if readily determinable, is used. Lease terms utilized in the computations may include options to extend or terminate the lease when it is reasonably certain that the option will be exercised. When lease agreements include non-lease components, they are included with the lease component and accounted for as a single component, for all asset classes. Southwest has no significant operating, finance, or short-term leases.

Centuri has operating and finance leases for corporate and field offices, construction equipment, and transportation vehicles. Centuri is currently not a lessor in any significant lease arrangements. Centuri's leases have remaining lease terms of up to 15 years. Some of these include options to extend the leases, generally for optional terms of up to 5 years, and some include options to terminate the leases within 1 year. Centuri's equipment leases may include variable payment terms in addition to the fixed lease payments if machinery is used in excess of the standard work periods. These variable payments are not probable of occurring under the current operating environment and have not been included in consideration of lease payments. Short-term leases were not recorded on the balance sheet under the provisions of ASC 842, as permitted. Due to the seasonality of

Centuri's business, expense for short-term leases will fluctuate throughout the year with higher expense incurred during the warmer months. Executed lease agreements that had not yet commenced were insignificant as of December 31, 2023.

The components of lease expense for Centuri were as follows:

(Thousands of dollars)	2023	2022	2021
Operating lease cost	\$ 22,162	\$ 17,881	\$ 15,279
Finance lease cost:			
Amortization of ROU assets	7,780	7,702	2,138
Interest on lease liabilities	1,680	1,520	278
Total finance lease cost	9,460	9,222	2,416
Short-term lease cost	122,333	120,339	103,800
Total lease cost	\$ 153,955	\$ 147,442	\$ 121,495

Supplemental cash flow information related to Centuri leases for the years ended December 31, 2023, 2022, and 2021 was as follows:

(Thousands of dollars)	2023	2022	2021
Cash paid for amounts included in the measurement of lease liabilities:			
Operating cash flows from operating leases	\$ 21,908	\$ 16,725	\$ 14,669
Operating cash flows from finance leases	1,680	1,520	278
Financing cash flows from finance leases	12,113	11,985	3,547
ROU assets obtained in exchange for lease obligations:			
Operating leases	\$ 50,173	\$ 22,653	\$ 11,597
Finance leases	1,625	28,861	3,332

Supplemental information related to Centuri leases, including location in the Consolidated Balance Sheets, is as follows:  
(Thousands of dollars)

	December 31,	
	2023	2022
<b>Operating leases:</b>		
Other property and investments	\$ 118,448	\$ 85,270
Other current liabilities	\$ 19,363	\$ 13,863
Other deferred credits and other long-term liabilities	105,215	77,119
<b>Total operating lease liabilities</b>	<b>\$ 124,578</b>	<b>\$ 90,982</b>
<b>Finance leases:</b>		
Other property and investments	\$ 43,525	\$ 51,313
Other current liabilities	\$ 11,370	\$ 12,028
Other deferred credits and other long-term liabilities	24,334	34,238
<b>Total finance lease liabilities</b>	<b>\$ 35,704</b>	<b>\$ 46,266</b>
<b>Weighted average remaining lease term (in years)</b>		
Operating leases	7.45	6.66
Finance leases	3.64	4.33
<b>Weighted average discount rate</b>		
Operating leases	4.88 %	4.06 %
Finance leases	4.02 %	3.95 %

The following is a schedule of maturities of Centuri lease liabilities as of December 31, 2023:

(Thousands of dollars)	Operating Leases	Finance Leases
2024	\$ 24,930	\$ 12,674
2025	21,634	10,242
2026	19,201	7,651
2027	18,192	5,763
2028	15,916	1,728
Thereafter	49,120	748
<b>Total lease payments</b>	<b>148,993</b>	<b>38,806</b>
Less imputed interest	24,415	3,102
<b>Total</b>	<b>\$ 124,578</b>	<b>\$ 35,704</b>

### Note 3 - Revenue

The following information about the Company's revenues is presented by segment. Southwest encompasses the natural gas distribution segment and Centuri encompasses the utility infrastructure services segment.

#### *Natural Gas Distribution Segment:*

Southwest recognizes revenue when it satisfies its performance by transferring gas to the customer. Revenues also include the net impacts of margin tracker/decoupling accruals based on criteria in U.S. GAAP for rate-regulated entities associated with alternative revenue programs. Revenues from customer arrangements and from alternative revenue programs are described below.

Southwest acts as an agent for state and local taxing authorities in the collection and remittance of a variety of taxes, including sales and use taxes and surcharges. These taxes are not included in Regulated operations revenues. Management uses the net classification method to report taxes collected from customers to be remitted to governmental authorities.

Southwest generally offers two types of services to its customers: tariff sales and transportation-only service. Tariff sales encompass sales to many types of customers (primarily residential) under various rate schedules, subject to cost-of-service ratemaking, which is based on the rate-regulation of state commissions and the Federal Energy Regulatory Commission (the "FERC"). Southwest provides both the commodity and the related distribution service to nearly all of its approximate 2.2 million customers, and only several hundred customers (who are eligible to secure their own gas) subscribe to transportation-only service. Natural gas is delivered and consumed by the customer simultaneously. The provision of service is represented by the turn of the meter dial and is the primary representation of the satisfaction of performance obligations of Southwest. The amount billable via regulated rates (both volumetric and fixed monthly rates as part of rate design) corresponds to the value to the customer, and management believes that the amount billable (amount Southwest has the right to invoice) is appropriate to utilize for purposes of recognizing revenue. Estimated amounts remaining unbilled since the last meter read date are restricted from being billed due only to the passage of time and therefore are also recognized for service provided through the balance sheet date. While natural gas service is typically recurring, there is generally not a contract term for utility service. Therefore, the contract term is not generally viewed to extend beyond the service provided to date, and customers can generally terminate service at will.

Transportation-only service is also governed by tariff rate provisions. Transportation-only service is generally only available to very large customers under requirements of Southwest's various tariffs. With this service, customers secure their own gas supply and Southwest provides transportation services to move the customer-supplied gas to the intended location. Southwest concluded that transportation/transmission service is suitable to an "over time" recognition model. Rate structures under Southwest's regulation for transportation customers include a combination of volumetric charges and monthly "fixed" charges (including charges commonly referred to as capacity charges, demand charges, or reservation charges) as part of the rate design of regulated jurisdictions. These types of fixed charges represent a separate performance obligation associated with standing ready over the period of the month to deliver quantities of gas, regardless of whether the customer takes delivery of any quantity of gas. The performance obligations under these circumstances are satisfied over the course of the month under an output measure of progress based on time, which correlates to the period for which the charges are eligible to be invoiced.

Under its regulation, Southwest enters into negotiated rate contracts for those customers located in proximity to another pipeline, which pose a threat of bypassing its distribution system. Southwest may also enter into similar contracts for customers otherwise able to satisfy their energy needs by means of alternative fuel to natural gas. Less than two dozen customers are party to contracts with rate components subject to negotiation. Many rate provisions and terms of service for these less common types of contracts are also subject to regulatory oversight and tariff provisions. The performance obligations for these customers are satisfied similarly to those for other customers by means of transporting/delivering natural gas to the customer. Many or most of the rate components, and structures, for these types of customers are the same as those for similar customers without negotiated rate components; and the negotiated rates are within the parameters of the tariff guidelines. Furthermore, while some of these contracts include contract periods extending over time, including multiple years, as amounts billable under the contract are based on rates in effect for the customer for service provided to date, no significant financing component is deemed to exist.

As indicated above, revenues also include the net impacts of margin tracker/decoupling accruals. All of Southwest's service territories have decoupled rate structures (also referred to as alternative revenue programs) that are designed to eliminate the direct link between volumetric sales and revenue, thereby mitigating the impacts of unusual weather variability and conservation on margin. The primary alternative revenue programs involve permissible adjustments for differences between stated tariff benchmarks and amounts billed through revenue from contracts with customers via existing rates. Such adjustments are recognized monthly in revenue and in the associated regulatory asset/liability accounts in advance of rate adjustments intended to collect or return amounts recognized. Revenues recognized for the adjustment to the benchmarks noted are required to be presented separately from revenues from contracts with customers, and as such, are provided below and identified as related to alternative revenue programs (which excludes recoveries from customers).

Southwest's operating revenues included on the Consolidated Statements of Income of both the Company and Southwest include revenue from contracts with customers, which is shown below disaggregated by customer type, in addition to other categories of revenue:

(Thousands of dollars)	December 31,		
	2023	2022	2021
Residential	\$ 1,725,223	\$ 1,324,794	\$ 1,035,612
Small commercial	513,366	378,520	270,214
Large commercial	117,973	85,234	57,371
Industrial/other	75,219	50,894	42,313
Transportation	104,298	100,642	92,240
Revenue from contracts with customers	2,536,079	1,940,084	1,497,750
Alternative revenue program revenues (deferrals)	(52,365)	(18,478)	13,181
Other revenues (a)	15,850	13,463	10,859
<b>Total Regulated operations revenues</b>	<b>\$ 2,499,564</b>	<b>\$ 1,935,069</b>	<b>\$ 1,521,790</b>

(a) Amounts include late fees and other miscellaneous revenues, and may also include the impact of certain regulatory mechanisms.

*Utility Infrastructure Services Segment:*

During 2023, Utility infrastructure services segment management, in connection with Centuri's planned separation, changed its service type revenue classification to align with changes in its organization structure, and as a result, prior year "other" revenue has been recast into gas infrastructure services or electric power infrastructure services to reflect these changes, with no impact to revenue overall. The majority of Centuri contracts are performed under unit-price contracts. Generally, these contracts state prices per unit of installation. Typical installations are accomplished in a few weeks or less. Revenues are recorded as installations are completed. Revenues are recorded for long-term fixed-price contracts in a pattern that reflects the transfer of control of promised goods and services to the customer over time. The amount of revenue recognized on fixed-price contracts is based on costs expended to date relative to anticipated final contract costs (a method of recognition based on inputs). Some unit-price contracts contain caps that if encroached, trigger revenue and loss recognition similar to a fixed-price contract model.

Centuri is required to collect taxes imposed by various governmental agencies on the work performed for its customers. These taxes are not included in Utility infrastructure services revenues. Management uses the net classification method to report taxes collected from customers to be remitted to governmental authorities.

Centuri derives revenue from the installation, replacement, repair, and maintenance of energy distribution systems. Centuri has operations in the U.S. and Canada. The primary focus of Centuri operations is replacement of natural gas distribution pipe and electric service lines, as well as new infrastructure installations. In addition, Centuri performs certain industrial construction activities for various customers and industries. Centuri has two types of agreements with its customers: master services agreements ("MSAs") and bid contracts. Most of Centuri's customers supply many of their own materials in order for Centuri to complete its work under the contracts.

An MSA identifies most of the terms describing each party's rights and obligations that will govern future work authorizations. An MSA is often effective for multiple years. A work authorization is issued by the customer to describe the location, timing, and any additional information necessary to complete the work for the customer. The combination of the MSA and the work authorization determines when a contract exists and revenue recognition may begin. Each work authorization is generally a single performance obligation as Centuri is performing a significant integration service.

A bid contract is typically a one-time agreement for a specific project that has all necessary terms defining each party's rights and obligations. Each bid contract is evaluated for revenue recognition individually. Control of assets created under bid contracts generally passes to the customer over time. Bid contracts often have a single performance obligation as Centuri is providing a significant integration service.

Centuri's MSA and bid contracts are characterized as either fixed-price contracts or unit-price contracts for revenue recognition purposes. The cost-to-cost input method is used to measure progress towards the satisfaction of a performance obligation for fixed-price contracts. Input methods result in the recognition of revenue based on the entity's expended effort toward satisfaction of the performance obligation relative to the total expected effort to satisfy it in full. For unit-price contracts, an output method is used to measure progress towards satisfaction of a performance obligation (based on the completion of each unit that is required under the contract).

Actual revenues and project costs can vary, sometimes substantially, from previous estimates due to changes in a variety of factors, including unforeseen circumstances. These factors, along with other risks inherent in performing fixed-price contracts

may cause actual revenues and gross profit for a project to differ from previous estimates, and could result in reduced profitability or losses on projects. Changes in these factors may result in revisions to costs and earnings, the impacts for which are recognized in the period in which the changes are identified. Once identified, these types of conditions continue to be evaluated for each project throughout the project term, and ongoing revisions in management's estimates of contract value, cost, and profit are recognized as necessary in the period determined.

Centuri categorizes work performed under MSAs and bid contracts into three primary service types: gas construction, electrical construction, and other construction. Gas construction includes work involving previously existing gas pipelines and the installation of new pipelines or service lines. Electrical construction includes work involving installation and maintenance of transmission and distribution lines, including storm restoration services. Other construction includes all other work and can include industrial and water utility services.

Contracts can have compensation/consideration that is variable. For MSAs, variable consideration is evaluated at the customer level as the terms creating variability in pricing are included within the MSA and are not specific to a work authorization. For multi-year MSAs, variable consideration items are typically determined for each year of the contract and not for the full contract term. For bid contracts, variable consideration is evaluated at the individual contract level. The expected value method or most likely amount method is used based on the nature of the variable consideration. Types of variable consideration include liquidated damages, delay penalties, performance incentives, safety bonuses, payment discounts, and volume rebates. Centuri will typically estimate variable consideration and adjust financial information, as necessary.

Change orders involve the modification in scope, price, or both to the current contract, requiring approval by both parties. The existing terms of the contract continue to be accounted for under the current contract until such time as a change order is approved. Once approved, the change order is either treated as a separate contract or as part of the existing contract, as appropriate under the circumstances. When the scope is agreed upon in the change order but not the price, Centuri estimates the change to the transaction price.

The following tables display Centuri's revenue from contracts with customers disaggregated by service type and contract type:

(Thousands of dollars)	December 31,		
	2023	2022	2021
<b>Service Types:</b>			
Gas infrastructure services	\$ 1,549,152	\$ 1,630,911	\$ 1,511,326
Electric power infrastructure services	1,307,033	1,095,350	581,939
Other	43,091	34,066	65,396
<b>Total Utility infrastructure services revenues</b>	<b>\$ 2,899,276</b>	<b>\$ 2,760,327</b>	<b>\$ 2,158,661</b>

(Thousands of dollars)	December 31,		
	2023	2022	2021
<b>Contract Types:</b>			
Master services agreement	\$ 2,388,688	\$ 2,342,220	\$ 1,652,978
Bid contract	510,588	418,107	505,683
<b>Total Utility infrastructure services revenues</b>	<b>\$ 2,899,276</b>	<b>\$ 2,760,327</b>	<b>\$ 2,158,661</b>
Unit-price contracts	\$ 1,570,356	\$ 1,608,131	\$ 1,369,082
Fixed-price contracts	673,605	498,039	267,742
Time and materials contracts	655,315	654,157	521,837
<b>Total Utility infrastructure services revenues</b>	<b>\$ 2,899,276</b>	<b>\$ 2,760,327</b>	<b>\$ 2,158,661</b>

The following table provides information about contracts receivable and revenue earned on contracts in progress in excess of billings (contract assets), both of which are included within Accounts receivable, net of allowances, as well as amounts billed in

excess of revenue earned on contracts (contract liabilities) at Centuri, which are included in Other current liabilities as of December 31, 2023 and 2022 on the Company's Consolidated Balance Sheets:

(Thousands of dollars)	December 31,	
	2023	2022
Contracts receivable, net	\$ 347,454	\$ 394,022
Revenue earned on contracts in progress in excess of billings	269,808	238,059
Amounts billed in excess of revenue earned on contracts	43,694	35,769

The revenue earned on contracts in progress in excess of billings primarily relates to Centuri's rights to consideration for work completed but not billed and/or approved at the reporting date. These contract assets are transferred to contracts receivable when the rights become unconditional, and increased \$31.7 million during 2023 due primarily to continued revenue growth. These contract assets are recoverable from Centuri's customers based upon various measures of performance, including achievement of certain milestones, completion of specified units or completion of a contract. In addition, many of Centuri's time and materials arrangements are billed in arrears pursuant to contract terms that are standard within the industry, resulting in contract assets and/or unbilled receivables being recorded, as revenue is recognized in advance of billings. Due to the lag in invoicing associated with contractual provisions (or other economic or market conditions that may impact a customer's business), Centuri's ability to bill and subsequently collect amounts due may be impacted. These changes may result in the need to record an estimated valuation allowance to adjust contract asset balances to their net realizable value.

The amounts billed in excess of revenue earned primarily relate to the advance consideration received from customers for which work has not yet been completed. The change in this contract liability balance from December 31, 2022 to December 31, 2023 increased \$7.9 million due to amounts received for services not yet performed, net of revenue recognized.

For contracts that have an original duration of one year or less, Centuri does not consider/compute an interest component based on the time value of money. Further, because of the short duration of these contracts, the Company has not disclosed the transaction price for the remaining performance obligations as of the end of each reporting period or when the Company expects to recognize the revenue.

As of December 31, 2023, Centuri has 56 contracts with an original duration of more than one year. The aggregate amount of the transaction price allocated to the unsatisfied performance obligations of these contracts as of December 31, 2023 was \$292.9 million. Centuri expects to recognize the remaining performance obligations over approximately the next two years; however, the timing of that recognition is largely within the control of the customer, including when the necessary equipment and materials required to complete the work will be provided by the customer.

Utility infrastructure services contracts receivable consists of the following:

(Thousands of dollars)	December 31,	
	2023	2022
Billed on completed contracts and contracts in progress	\$ 348,021	\$ 395,771
Other receivables	1,945	2,569
Contracts receivable, gross	349,966	398,340
Allowance for doubtful accounts	(2,512)	(4,318)
Contracts receivable, net	\$ 347,454	\$ 394,022

#### Note 4 - Receivables and Related Allowances

Business activity with respect to natural gas utility operations is conducted with customers located within the three-state region of Arizona, Nevada, and California. Southwest's accounts receivable are short-term in nature, with billing due dates customarily not extending beyond one month, with customers' credit worthiness assessed upon account creation by evaluation of other utility service or their credit file, and related payment history. Although Southwest seeks generally to minimize its credit risk related to utility operations by requiring security deposits from new customers, imposing late fees, and actively pursuing collection on overdue accounts where possible, some accounts are ultimately not collected. Customer accounts are subject to collection procedures that vary by jurisdiction (late fee assessment, notice requirements for disconnection of service, and procedures for actual disconnection and/or reestablishment of service). After disconnection of service, accounts are customarily written off approximately two months after disconnection if the account remains inactive. Dependent upon the jurisdiction, reestablishment of service requires both payment of previously unpaid balances and additional deposit requirements. Provisions for uncollectible accounts are recorded monthly based on experience, consideration of current and expected future conditions, customer and rate composition, regulatory requirements, and write-off processes. They are included in the ratemaking process as a cost of service. The Nevada jurisdictions have a regulatory mechanism associated with the gas-



cost-related portion of uncollectible accounts (“UGCE”). Eligible amounts are deferred and collected through a surcharge in the ratemaking process. The California jurisdictions have a regulatory mechanism specific to residential customer uncollectible accounts (“RUBA”). This is a two-way balancing account that was permitted to be implemented to track amounts for future recovery; the mechanism is subject to a cap on annual disconnections/write-offs, above which uncollectible expense would nonetheless be incurred and recognized. Eligible amounts are deferred and collected through a surcharge in the ratemaking process. Southwest continues to actively work with customers experiencing financial hardship by means of flexible payment options and partnering with assistance agencies. Additionally, management continues to monitor expected credit losses in light of COVID-19-related moratoriums for disconnections (and earlier year lifting thereof), local/regional inflation, the magnitude and age of outstanding receivables, economic trends, and others. As referenced above, certain residential disconnection protections were recently established in Southwest’s California jurisdictions, such as prohibiting credit deposits and fees for reconnection, and limiting disconnections/write-offs, among other things; management continues to monitor these conditions and any impacts. The allowance as of December 31, 2023 reflects the expected impacts on balances as of that date, including consideration of customers’ current and future ability to pay amounts that are due.

Utility infrastructure services accounts receivable are recorded at face amounts less an allowance for doubtful accounts. Centuri’s customers are generally investment-grade gas and electric utility companies for which Centuri has historically recognized an insignificant amount of write-offs. Centuri’s accounts receivable balances carry standard payment terms of up to 60 days. Centuri maintains an allowance that is estimated based on historical collection experience, current and estimated future economic and market conditions, and a review of the current status of each customer’s accounts receivable balance. Account balances are monitored at least monthly, and are charged off against the allowance when management determines it is probable the balance will not be recovered.

The table below contains information about Southwest’s gas utility customer accounts receivable balance (net of allowance) at December 31, 2023 and 2022:

(Thousands of dollars)	December 31,	
	2023	2022
Gas utility customer accounts receivable balance	\$ 263,337	\$ 225,317

The following table represents the percentage of customers in each of Southwest’s three states at December 31, 2023, which was consistent with the prior year:

Percent of customers by state:

Arizona	54 %
Nevada	37 %
California	9 %

Southwest activity in the allowance account for uncollectibles is summarized as follows:

(Thousands of dollars)	Allowance for Uncollectibles
Balance, December 31, 2020	\$ 4,334
Additions charged to expense	5,415
Accounts written off, less recoveries	(6,490)
Balance, December 31, 2021	3,259
Additions charged to expense	12,707
Accounts written off, less recoveries	(11,136)
Balance, December 31, 2022	4,830
Additions charged to expense	11,877
Accounts written off, less recoveries	(10,612)
Balance, December 31, 2023	\$ 6,095

The table above does not give effect for amounts included in regulatory tracking mechanisms, including the UGCE in Nevada and the RUBA in California. At December 31, 2023, the utility infrastructure services segment (Centuri) had \$617.3 million in combined customer accounts and contracts receivable. The allowance for doubtful accounts at Centuri was \$2.5 million and \$4.3 million as of December 31, 2023 and 2022, respectively. The allowance for uncollectibles and write-offs related to Centuri customers were insignificant for all periods prior to December 31, 2022.

## Note 5 - Regulatory Assets and Liabilities

Southwest is subject to the regulation of the Arizona Corporation Commission, the Public Utilities Commission of Nevada, the California Public Utilities Commission, and the FERC. Accounting policies for Southwest conform to U.S. GAAP applicable to rate-regulated entities and reflect the effects of the ratemaking process. Accounting treatment for rate-regulated entities allows for deferral as regulatory assets, costs that otherwise would be expensed, if it is probable that future recovery from customers will occur. If rate recovery is no longer probable, due to competition or the actions of regulators, the related regulatory asset is required to be written off. Regulatory liabilities are recorded if it is probable that revenues will be reduced for amounts that will be refunded to customers through the ratemaking process. Management records regulatory assets and liabilities based on decisions of the commissions noted above, including the issuance of regulatory orders and precedents established by these commissions. Southwest has generally been successful in seeking recovery of regulatory assets, and regularly file rate cases or other administrative filings in the various jurisdictions, in some cases, to establish the basis for recovering regulatory assets reflected in accounting records.

The following table represents existing regulatory assets and liabilities:

(Thousands of dollars)	December 31,	
	2023	2022
<b>Regulatory assets:</b>		
Accrued pension and other postretirement benefit costs (1)	\$ 309,794	\$ 311,124
Deferred purchased gas costs (2)	552,885	450,120
Accrued purchased gas costs (3)	—	207,368
Unamortized premium on reacquired debt (4)	13,080	14,707
Accrued absence time (5)	18,937	17,854
Margin, interest- and tax-tracking (6)	14,717	21,024
Other (10)	78,138	65,981
	<u>\$ 987,551</u>	<u>\$ 1,088,178</u>
<b>Regulatory liabilities:</b>		
Accrued purchased gas costs (3)	(87,579)	—
Accumulated removal costs (7)	(458,000)	(445,000)
Unamortized gain on reacquired debt (8)	(6,036)	(6,572)
Regulatory excess deferred/other taxes and gross-up (9)	(394,411)	(424,921)
Margin, interest- and property tax-tracking (6)	(57,344)	(10,920)
Other (10)	(2,490)	(5,393)
<b>Net regulatory assets (liabilities)</b>	<u>\$ (18,309)</u>	<u>\$ 195,372</u>

(1) Included in Deferred charges and other assets on the Consolidated Balance Sheets. Recovery period is greater than five years. (See **Note 11 - Pension and Other Postretirement Benefits**).

(2) Balance recovered or refunded on an ongoing basis with interest.

(3) Balance recovered or refunded on an ongoing basis. Asset balance is included in Prepaid and other current assets and the liability balance is included in Other current liabilities on the Consolidated Balance Sheets.

(4) Included in Deferred charges and other assets on the Consolidated Balance Sheets. Recovered over life of debt instruments.

(5) Regulatory recovery occurs generally on a one-year lag basis through the labor loading process. Included in Prepaid and other current assets on the Consolidated Balance Sheets.

(6) Margin tracking/decoupling mechanisms are alternative revenue programs; revenue associated with under-collections (for the difference between authorized margin levels and amounts billed to customers through rates currently) is recognized as revenue so long as recovery is expected to take place within 24 months. Total category asset balances are included in Prepaid and other current assets on the Consolidated Balance Sheets. Total category liability balances are included in Other current liabilities and Other deferred credits and other long-term liabilities.

(7) Included in Accumulated removal costs on the Consolidated Balance Sheets; a component of ongoing depreciation rates as part of margin rates overall and of benchmarks under trackers as part of general rate cases.

(8) Included in Other deferred credits and other long-term liabilities on the Consolidated Balance Sheets. Amortized over life of debt instruments.

(9) Includes remeasurement/reduction of the net accumulated deferred income tax liability from U.S. tax reform. The reduction (excess accumulated deferred taxes, or "EADIT") became a regulatory liability with tax gross-up. EADIT reduces rate base, and is expected to be returned to utility customers in accordance with IRS and regulatory requirements. Included generally in Other deferred credits and other long-term liabilities on the Consolidated Balance Sheets, except for \$28.5 million in 2023 which is in Other current liabilities. Amount also includes the difference in current taxes required to be returned to customers and a separate \$3.7 million gross-up related to contributions in aid of construction.

(10) The following tables detail the components of Other regulatory assets and liabilities. Other regulatory assets are included in either Prepaid and other current assets or Deferred charges and other assets on the Consolidated Balance Sheets (as indicated). Recovery periods vary. Other regulatory liabilities are included in either Other current liabilities or Other deferred credits and other long-term liabilities on the Consolidated Balance Sheets (as indicated).

(Thousands of dollars)	December 31,	
	2023	2022
<b>Other Regulatory Assets:</b>		
State mandated public purpose programs (including low income and conservation programs) (a) (f)	\$ 21,290	\$ 18,693
Infrastructure replacement programs and similar (b) (f)	16,491	8,533
Environmental compliance programs (c) (f)	4,005	5,802
Pension tracking mechanism (d)	16,167	13,098
Other (e)	20,185	19,854
	<u>\$ 78,138</u>	<u>\$ 65,981</u>

a) Included in Prepaid and other current assets on the Consolidated Balance Sheets.

b) In 2023, approximately \$171,000 of these balances included in Prepaid and other current assets and \$16.3 million in Deferred charges and other assets on the Consolidated Balance Sheets. In 2022, approximately \$930,000 included in Prepaid and other current assets and \$7.6 million included in Deferred charges and other assets on the Consolidated Balance Sheets.

c) In 2023, approximately \$3 million of these balances included in Prepaid and other current assets and \$967,000 in Deferred charges and other assets on the Consolidated Balance Sheets. In 2022, approximately \$5 million included in Prepaid and other current assets and \$825,000 included in Deferred charges and other assets on the Consolidated Balance Sheets.

d) Included in Deferred charges and other assets on the Consolidated Balance Sheets.

e) In 2023, approximately \$9 million included in Prepaid and other current assets and \$11.2 million included in Deferred charges and other assets on the Consolidated Balance Sheets. In 2022, \$6.4 million included in Prepaid and other current assets and \$13.4 million included in Deferred charges and other assets on the Consolidated Balance Sheets.

f) Balance recovered or refunded on an ongoing basis, generally with interest.

(Thousands of dollars)	December 31,	
	2023	2022
<b>Other Regulatory Liabilities:</b>		
State mandated public purpose programs (including low income and conservation programs) (g) (i)	\$ (254)	\$ (1,567)
Other (h) (i)	(2,236)	(3,826)
	<u>\$ (2,490)</u>	<u>\$ (5,393)</u>

g) Included in Other current liabilities on the Consolidated Balance Sheets.

h) In 2023, included in Other current liabilities, except \$146,000, which is included in Other deferred credits and other long-term liabilities on the Consolidated Balance Sheets. In 2022, included in Other current liabilities, except \$823,000 which is included in Other deferred credits and other long-term liabilities on the Consolidated Balance Sheets.

i) Balance typically recovered or refunded on an ongoing basis, generally with interest.

#### **Note 6 - Other Comprehensive Income and Accumulated Other Comprehensive Income ("AOCI")**

The following information provides insight into amounts impacting the Company's and Southwest's Other comprehensive income (loss), both before and after-tax impacts, within the Consolidated Statements of Comprehensive Income, which also impact Accumulated other comprehensive income ("AOCI") in the Consolidated Balance Sheets and the Consolidated Statements of Equity.

Related Tax Effects Allocated to Each Component of Other Comprehensive Income (Loss):

(Thousands of dollars)	December 31,								
	2023			2022			2021		
	Before-Tax Amount	Tax (Expense) or Benefit (1)	Net-of-Tax Amount	Before-Tax Amount	Tax (Expense) or Benefit (1)	Net-of-Tax Amount	Before-Tax Amount	Tax (Expense) or Benefit (1)	Net-of-Tax Amount
<b>Defined benefit pension plans:</b>									
Net actuarial gain/(loss)	\$ (3,188)	\$ 765	\$ (2,423)	\$ 4,079	\$ (980)	\$ 3,099	\$ 59,176	\$ (14,202)	\$ 44,974
Amortization of prior service cost	175	(42)	133	175	(42)	133	959	(230)	729
Amortization of net actuarial (gain)/loss	1,333	(319)	1,014	34,818	(8,357)	26,461	44,597	(10,703)	33,894
Regulatory adjustment	(1,330)	319	(1,011)	(28,232)	6,775	(21,457)	(88,194)	21,167	(67,027)
Pension plans other comprehensive income (loss)	(3,010)	723	(2,287)	10,840	(2,604)	8,236	16,538	(3,968)	12,570
<b>FSIRS (designated hedging activities):</b>									
Amounts reclassified into net income	—	—	—	545	(129)	416	2,174	(522)	1,652
FSIRS other comprehensive income (loss)	—	—	—	545	(129)	416	2,174	(522)	1,652
Total other comprehensive income (loss) – Southwest Gas Corporation	(3,010)	723	(2,287)	11,385	(2,733)	8,652	18,712	(4,490)	14,222
<b>Foreign currency translation adjustments:</b>									
Translation adjustments	2,742	—	2,742	(6,133)	—	(6,133)	20	—	20
Foreign currency other comprehensive income (loss)	2,742	—	2,742	(6,133)	—	(6,133)	20	—	20
Total other comprehensive income (loss) – Southwest Gas Holdings, Inc.	\$ (268)	\$ 723	\$ 455	\$ 5,252	\$ (2,733)	\$ 2,519	\$ 18,732	\$ (4,490)	\$ 14,242

(1) Tax amounts are calculated using a 24% rate. With regard to foreign currency translation adjustments, the Company has elected to indefinitely reinvest the earnings of Centuri's Canadian subsidiaries in Canada, thus preventing deferred taxes on such earnings. As a result of this assertion, and no repatriation of earnings anticipated, the Company is not recognizing a tax effect or presenting a tax expense or benefit for currency translation adjustments in Other comprehensive income (loss).

The following table represents a rollforward of AOCI, presented on the Company's Consolidated Balance Sheets and its Consolidated Statements of Equity:

(Thousands of dollars)	Defined Benefit Plans			Foreign Currency Items			AOCI
	Before-Tax	Tax (Expense) Benefit (3)	After-Tax	Before-Tax	Tax (Expense) Benefit	After-Tax	
	Beginning Balance AOCI December 31, 2022	\$ (50,342)	\$ 12,081	\$ (38,261)	\$ (5,981)	\$ —	
Net actuarial gain/(loss)	(3,188)	765	(2,423)	—	—	—	(2,423)
Translation adjustments	—	—	—	2,742	—	2,742	2,742
Amortization of prior service cost (1)	175	(42)	133	—	—	—	133
Amortization of net actuarial loss (1)	1,333	(319)	1,014	—	—	—	1,014
Regulatory adjustment (2)	(1,330)	319	(1,011)	—	—	—	(1,011)
Net current period other comprehensive income (loss) attributable to Southwest Gas Holdings, Inc.	(3,010)	723	(2,287)	2,742	—	2,742	455
Ending Balance AOCI December 31, 2023	\$ (53,352)	\$ 12,804	\$ (40,548)	\$ (3,239)	\$ —	\$ (3,239)	\$ (43,787)

(1) These AOCI components are included in the computation of net periodic benefit cost (see **Note 11 - Pension and Other Postretirement Benefits** for additional details).

(2) The regulatory adjustment represents the portion of the activity above that is expected to be recovered through rates in the future (the related regulatory asset is included in Deferred charges and other assets on the Company's Consolidated Balance Sheets).

(3) Tax amounts are calculated using a 24% rate.

The following table represents a rollforward of AOCI, presented on Southwest's Consolidated Balance Sheets:

(Thousands of dollars)	Defined Benefit Plans		
	Before-Tax	Tax (Expense) Benefit (6)	After- Tax
Beginning Balance AOCI December 31, 2022	\$ (50,342)	\$ 12,081	\$ (38,261)
Net actuarial gain/(loss)	(3,188)	765	(2,423)
Amortization of prior service cost (4)	175	(42)	133
Amortization of net actuarial loss (4)	1,333	(319)	1,014
Regulatory adjustment (5)	(1,330)	319	(1,011)
Net current period other comprehensive income (loss) attributable to Southwest Gas Corporation	(3,010)	723	(2,287)
Ending Balance AOCI December 31, 2023	\$ (53,352)	\$ 12,804	\$ (40,548)

(4) These AOCI components are included in the computation of net periodic benefit cost (see **Note 11 - Pension and Other Postretirement Benefits** for additional details).

(5) The regulatory adjustment represents the portion of the activity above that is expected to be recovered through rates in the future (the related regulatory asset is included in Deferred charges and other assets on Southwest's Consolidated Balance Sheets).

(6) Tax amounts are calculated using a 24% rate.

The following table represents amounts (before income tax impacts) included in AOCI (in the tables above), that have not yet been recognized in net periodic benefit cost:

(Thousands of dollars)	December 31,	
	2023	2022
Net actuarial loss	\$ (361,968)	\$ (360,113)
Prior service cost	(1,178)	(1,353)
Less: amount recognized in regulatory assets	309,794	311,124
Recognized in AOCI	\$ (53,352)	\$ (50,342)

See **Note 11 - Pension and Other Postretirement Benefits** for more information on the defined benefit pension plans.

#### Note 7 - Common Stock

Shares of the Company's common stock are publicly traded on the New York Stock Exchange, under the ticker symbol "SWX." Share-based compensation related to Southwest and Centuri is based on awards to be issued in shares of Southwest Gas Holdings, Inc.

In December 2020, the Company and Southwest jointly filed with the SEC an automatic shelf registration statement (File No. 333-251074), or the "Prior Shelf Registration," which became effective upon filing. The Prior Shelf Registration expired in December 2023. In contemplation of this, in November 2023, the Company and Southwest jointly filed an automatic shelf registration statement (File No. 333-275774), or the "2023 Shelf Registration," which became effective upon filing and includes a prospectus detailing the Company's ability to offer and sell, from time to time in amounts at prices and on terms that will be determined at the time of such offering, any combination of common stock, preferred stock, debt securities (which may or may not be guaranteed by one or more of its directly or indirectly wholly owned subsidiaries if indicated in the relevant prospectus supplement), guarantees of debt securities issued by Southwest, depository shares, warrants to purchase common stock, preferred stock or depository shares issued by the Company or debt securities issued by the Company or Southwest, units and rights. Additionally as part of the 2023 Shelf Registration, Southwest may offer and sell, from time to time in amounts at prices and on terms that will be determined at the time of such offering, any combination of debt securities (which may or may not be guaranteed by one or more of its directly or indirectly wholly owned subsidiaries if indicated in the relevant prospectus supplement) and guarantees of debt securities issued by the Company or by one or more of its directly or indirectly wholly owned subsidiaries if indicated in the relevant prospectus supplement.

On April 8, 2021, the Company entered into a Sales Agency Agreement between the Company and BNY Mellon Capital Markets, LLC and J.P. Morgan Securities LLC (the "Equity Shelf Program") for the offer and sale of up to \$500 million of common stock from time to time in an at-the-market offering program. There was no activity under the Equity Shelf Program during the year ended December 31, 2023. The following table provides the life-to-date activity under that program through December 31, 2023, and all shares reported were issued pursuant to the Prior Shelf Registration:

Gross proceeds	\$	158,180,343
Less: agent commissions		(1,581,803)
Net proceeds	\$	<u>156,598,540</u>
Number of shares sold		2,302,407
Weighted average price per share	\$	68.70

Upon the expiration of the Prior Shelf Registration, the Equity Shelf Program was terminated. The Company intends to enter into a similar program during 2024.

In March 2023, the Company issued, through a separate prospectus supplement under the Prior Shelf Registration, an aggregate of 4.1 million shares of common stock, at an underwritten public offering price of \$60.12 per share, resulting in net proceeds to the Company of \$238.4 million, net of an underwriter's discount of \$8.3 million and estimated expenses of the offering. Approximately \$140 million (2.3 million shares) of the offering was purchased by certain funds affiliated with Carl C. Icahn, a significant stockholder beneficially owning more than 15% of the outstanding stock of the Company as of December 31, 2023. The Company used the net proceeds to repay outstanding amounts under the Company's credit facility, with the remaining proceeds used to pay off residual amounts outstanding under the loan entered into in November 2021 in connection with the acquisition of MountainWest, and otherwise, for working capital and general corporate purposes.

During 2023, the Company issued approximately 68,000 shares of common stock through the Restricted Stock/Unit Plan and Omnibus Incentive Plan.

Additionally during 2023, the Company issued 264,000 shares of common stock through the Dividend Reinvestment and Stock Purchase Plan, raising proceeds of approximately \$15.2 million.

As of December 31, 2023, there were 3.4 million shares of common stock registered and available for issuance under the provisions of the various stock issuance plans.

#### Note 8 - Debt

##### Long-Term Debt

Long-term debt is recognized in the Company's and Southwest's Consolidated Balance Sheets generally at the carrying value of the obligations outstanding. Details surrounding the fair value and individual carrying values of instruments are provided in the table that follows.

	December 31,			
	2023		2022	
	Carrying Amount	Fair Value	Carrying Amount	Fair Value
<b>(Thousands of dollars)</b>				
Southwest Gas Corporation:				
Debentures:				
8% Series, due 2026	\$ 75,000	\$ 79,502	\$ 75,000	\$ 80,027
Medium-term notes, 7.92% series, due 2027	25,000	26,883	25,000	26,840
Medium-term notes, 6.76% series, due 2027	7,500	7,800	7,500	7,662
Notes, 5.8%, due 2027	300,000	309,180	300,000	305,913
Notes, 3.7%, due 2028	300,000	285,300	300,000	275,043
Notes, 5.45%, due 2028	300,000	307,170	—	—
Notes, 2.2%, due 2030	450,000	382,635	450,000	353,763
Notes, 4.05%, due 2032	600,000	563,940	600,000	527,052
Notes, 6.1%, due 2041	125,000	126,238	125,000	113,184
Notes, 4.875%, due 2043	250,000	214,050	250,000	195,703

Notes, 3.8%, due 2046	300,000	225,240	300,000	209,169
Notes, 4.15%, due 2049	300,000	236,370	300,000	218,712
Notes, 3.18%, due 2051	300,000	197,760	300,000	185,523
Unamortized discount and debt issuance costs	(29,594)		(29,471)	
	<u>3,302,906</u>		<u>3,003,029</u>	
Revolving credit facility and commercial paper	—	—	50,000	50,000
Industrial development revenue bonds:				
Tax-exempt Series A, due 2028	50,000	50,000	50,000	50,000
2003 Series A, due 2038	50,000	50,000	50,000	50,000
2008 Series A, due 2038	50,000	50,000	50,000	50,000
2009 Series A, due 2039	50,000	50,000	50,000	50,000
Unamortized discount and debt issuance costs	(1,363)		(1,733)	
	<u>198,637</u>		<u>198,267</u>	
Less: current maturities	—		—	
Southwest Gas Corporation total long-term debt, less current maturities	<u>\$ 3,501,543</u>		<u>\$ 3,251,296</u>	
Southwest Gas Holdings, Inc.:				
Centuri secured term loan facility	\$ 994,238	\$ 996,723	\$ 1,008,550	\$ 995,852
Centuri secured revolving credit facility	77,121	77,205	81,955	82,315
Other debt obligations	96,599	92,209	126,844	118,314
Unamortized discount and debt issuance costs	(17,111)		(20,789)	
Less: current maturities	(42,552)		(44,557)	
Southwest Gas Holdings, Inc. total long-term debt, less current maturities	<u>\$ 4,609,838</u>		<u>\$ 4,403,299</u>	

The fair values of Southwest's and the Company's revolving credit facilities and Southwest's Industrial Development Revenue Bonds ("IDRBs") are categorized as Level 1 as their interest rates reset frequently. The fair values of Southwest's debentures (which include senior and medium-term notes) and Centuri's term loan facility and unsecured senior notes were determined utilizing a market-based valuation approach, where fair values are determined based on evaluated pricing data, and as such are categorized as Level 2 in the hierarchy.

Southwest has a \$400 million credit facility that is scheduled to expire in April 2025. Southwest designates \$150 million of associated capacity as long-term debt and the remaining \$250 million for working capital purposes. Interest rates for the credit facility are calculated at either the Secured Overnight Financing Rate ("SOFR") or an "alternate base rate," plus in each case an applicable margin that is determined based on Southwest's senior unsecured debt rating. At December 31, 2023, the applicable margin ranged from 0.750% to 1.500% for loans bearing interest with reference to SOFR and from 0.000% to 0.500% for loans bearing interest with reference to the alternative base rate. At December 31, 2023, the applicable margin was 1.125% for loans with reference to SOFR and 0.125% for loans bearing interest with reference to the alternative base rate. Southwest is also required to pay a commitment fee, ranging from 0.075% to 0.200% per annum, on the unfunded portion of the commitments, which was not significant for the year ended December 31, 2023. The credit facility contains a financial covenant requiring Southwest to maintain a ratio of funded debt to total capitalization not to exceed 0.70 to 1.00 as of the end of any quarter of any fiscal year. At December 31, 2023, no borrowings were outstanding on the long-term portion (including under the commercial paper program discussed below), nor under the short-term portion of the facility.

Southwest has a \$50 million commercial paper program. Issuances under the commercial paper program are supported by Southwest's current revolving credit facility and, therefore, do not represent additional borrowing capacity. Borrowings under the commercial paper program, if any, are designated as long-term debt. Interest rates for the program are calculated at the then current commercial paper rate. At December 31, 2023, as noted above, no borrowings were outstanding under the commercial paper program.

In March 2023, Southwest issued \$300 million aggregate principal amount of 5.45% Senior Notes. The notes will mature in March 2028. Southwest used the net proceeds to repay amounts outstanding under its credit facility and the remainder for general corporate purposes.

Centuri has a \$1.545 billion secured revolving credit and term loan multi-currency facility. Amounts can be borrowed in either Canadian or U.S. dollars. The revolving credit facility matures on August 27, 2026 and the term loan facility matures on August 27, 2028. The capacity of the line of credit portion of the facility is \$400 million; related amounts borrowed and repaid



are available to be re-borrowed. The term loan portion of the facility has a limit of \$1.145 billion. The obligations under the credit agreement are secured by present and future ownership interests in substantially all direct and indirect subsidiaries of Centuri, substantially all of the tangible and intangible personal property of each borrower, certain of their direct and indirect subsidiaries, and all products, profits, and proceeds of the foregoing. Centuri's assets securing the facility at December 31, 2023 totaled \$2.5 billion. At December 31, 2023, \$1.071 billion in borrowings were outstanding under Centuri's combined secured revolving credit and term loan facility.

The applicable margin for the revolving credit facility ranges from 1.0% to 2.5% for SOFR loans and from 0.0% to 1.5% for Canadian Dealer Offered Rate and "base rate" loans, depending on Centuri's total net leverage ratio. The applicable margin for the term loan facility is 1.50% for base rate loans and 2.50% for SOFR loans. Centuri is also required to pay a commitment fee on the unused portion of the commitments. The commitment fee ranges from 0.15% to 0.35% per annum, which was not significant for the year ended December 31, 2023. The credit agreement contains certain customary representations and warranties, affirmative and negative covenants, and events of default. There are no financial covenants related to the term loan facility. On November 13, 2023, Centuri amended the financial covenants of its revolving credit facility to decrease the minimum interest coverage ratio during the fiscal quarters ending March 31, 2024 through December 31, 2024 to a ratio of 2.00 to 1.00; the minimum interest coverage ratio of 2.50 to 1.00 for fiscal quarters ending March 31, 2025 and thereafter remained unchanged. The amendment also increased the maximum net leverage ratio financial covenant for the fiscal quarters ending March 31, 2024 through September 30, 2024 to a ratio of 5.50 to 1.00, for the fiscal quarter ending December 31, 2024 to a ratio of 5.00 to 1.00, and to a ratio of 4.00 to 1.00 from March 31, 2025 and thereafter. Additionally, the amendment provided that, in the event that a "Qualified IPO" (as defined in the amendment) is consummated prior to March 31, 2025, the maximum net leverage ratio financial covenant will be reduced based on the amount of net proceeds received from such Qualified IPO. The terms of the Centuri credit facility otherwise remain unchanged.

All amounts outstanding under Centuri's secured revolving credit and term loan facility are considered long-term borrowings. The effective interest rate on this facility was 8.0% at December 31, 2023.

The effective interest rates on Southwest's variable-rate IDRBs are included in the table below:

	December 31,	
	2023	2022
2003 Series A	5.03 %	4.68 %
2008 Series A	4.89 %	4.84 %
2009 Series A	4.65 %	4.67 %
Tax-exempt Series A	4.73 %	4.30 %

In Nevada, interest fluctuations due to changing interest rates on Southwest's 2003 Series A, 2008 Series A, and 2009 Series A variable-rate IDRBs are tracked and recovered from customers through a variable interest expense recovery mechanism.

None of Southwest's debt instruments have credit triggers or other clauses that result in default if bond ratings are lowered by rating agencies. Interest and fees on certain debt instruments are subject to adjustment depending on Southwest's bond ratings. Certain debt instruments are subject to a leverage ratio cap and the 6.1% Notes due 2041 are also subject to a minimum net worth requirement. At December 31, 2023, Southwest was in compliance with all of its covenants. Under the most restrictive of the financial covenants, approximately \$3.9 billion in additional debt could be issued while still meeting the leverage ratio requirement. Relating to the minimum net worth requirement, as of December 31, 2023, there is at least \$2.6 billion of cushion in equity. No specific dividend restrictions exist under the collective covenants. None of the debt instruments contain material adverse change clauses.

Certain Centuri debt instruments have leverage ratio caps and fixed charge ratio coverage requirements. At December 31, 2023, Centuri was in compliance with all of its covenants. Under the most restrictive of the covenants, Centuri could issue over \$108 million in additional debt and meet the leverage ratio requirement. Centuri has at least \$15 million of cushion relating to the minimum fixed charge ratio coverage requirement. Centuri's covenants limit its ability to provide cash dividends to Southwest Gas Holdings, Inc., its parent. The dividend restriction is equal to a calculated available amount generally defined as 50% of its rolling twelve-month consolidated net income adjusted for certain items, such as parent contribution inflows, Linetec redeemable noncontrolling interest payments, or dividend payments, among other adjustments, as applicable. Under these restrictions and the financial covenants of the amended revolving credit facility, Centuri's ability to pay dividends to Southwest Gas Holdings, Inc. is limited. However, such dividends are not customarily relied upon in order for Southwest Gas Holdings, Inc. to satisfy dividends declared for its stockholders.



Estimated maturities of long-term debt for the next five years are:

(Thousands of dollars)	2024	2025	2026	2027	2028	Total
<b>Southwest Gas Corporation:</b>						
Debtures	\$ —	\$ —	\$ 75,000	\$ 332,500	\$ 650,000	\$ 1,057,500
Revolving credit facility and commercial paper	—	—	—	—	—	—
Total	—	—	75,000	332,500	650,000	1,057,500
<b>Southwest Gas Holdings, Inc.:</b>						
Centuri secured term loan facility	11,450	11,450	11,450	11,450	948,438	994,238
Centuri secured revolving credit facility	—	—	77,121	—	—	77,121
Other debt obligations	31,101	29,554	28,651	7,293	—	96,599
Total	\$ 42,551	\$ 41,004	\$ 192,222	\$ 351,243	\$ 1,598,438	\$ 2,225,458

#### Short-Term Debt

Southwest Gas Holdings, Inc. has a \$300 million credit facility that is scheduled to expire in December 2026 and is primarily used for short-term financing needs. Interest rates for this facility are calculated at either SOFR or the “alternate base rate,” plus in each case an applicable margin that is determined based on the Company’s senior unsecured debt rating. At December 31, 2023, the applicable margin is 1.250% for loans bearing interest with reference to SOFR and 0.250% for loans bearing interest with reference to the alternative base rate. The commitment fee rates, terms, and covenants, noted above for Southwest, are also applicable to Southwest Gas Holdings, Inc. in its amended credit facility, including the noted ratio of funded debt to total capitalization as of the end of any quarter of any fiscal year. The commitment fee under this credit facility was not significant for the year ended December 31, 2023. There was \$78.5 million and \$173 million outstanding under this facility with a weighted average interest rate of 6.638% and 5.588% at December 31, 2023 and 2022, respectively.

In March 2022, Southwest amended its \$250 million Term Loan (the “March 2021 Term Loan”), extending the maturity date to March 21, 2023 and replacing LIBOR interest rate benchmarks with SOFR interest rate benchmarks. The initial proceeds were used to fund the increased cost of natural gas supply during the month of February 2021, caused by extreme weather conditions in the central U.S. During the first quarter of 2023, the March 2021 Term Loan was repaid in full by use of Southwest’s credit facility.

On September 26, 2022, Southwest Gas Holdings, Inc. entered into Amendment No. 1 to the 364-day Term Loan Credit Agreement, initially borrowed to fund the acquisition of the equity interests in MountainWest, of which \$1.147 billion was outstanding as of December 31, 2022. The Credit Agreement initially provided for a \$1.6 billion delayed-draw term loan (the “Term Loan Facility”). In connection with the close of the MountainWest sale on February 14, 2023, \$1.075 billion of the proceeds were used to pay down the Term Loan Facility. During the first quarter of 2023, the Company paid down the remaining balance of the Term Loan Facility of approximately \$72 million.

In January 2023, Southwest entered into a 364-day \$450 million term loan agreement. Southwest initially used the proceeds to fund higher than expected natural gas costs for the November 2022 through March 2023 winter period, caused by numerous market forces, including historically low storage levels, unexpected upstream pipeline maintenance events, and cold weather conditions across the western region. As indicated below, the term loan was repaid in full in April 2023, following an equity contribution from Southwest Gas Holdings, Inc.

In April 2023, Southwest Gas Holdings, Inc. entered into a \$550 million Term Loan Credit Agreement (the “Term Loan”) that matures in October 2024. Interest rates for the Term Loan are calculated, at the Company’s option, at either SOFR plus an adjustment of 0.100% or the “alternate base rate,” plus in each case an applicable margin. Loans bearing interest with reference to SOFR have an applicable margin of 1.300% and loans bearing interest with reference to the alternate base rate have an applicable margin of 0.300%. SOFR is calculated with a floor of 0.000% and the alternative base rate is calculated with a floor of 1.000%. Southwest Gas Holdings, Inc. utilized a majority of the proceeds to make an equity contribution to Southwest. On April 17, 2023, Southwest utilized the equity contribution to repay, in full, amounts outstanding under its then existing \$450 million 364-day term loan, with the remainder of the equity contribution used for working capital and general corporate purposes.

As indicated above, under Southwest’s \$400 million credit facility, \$250 million has been designated by management for working capital purposes. However, Southwest had no short-term borrowings outstanding at December 31, 2023 and 2022.

## Note 9 - Share-Based Compensation

At December 31, 2023, the following share-based compensation plans existed at the Company: an omnibus incentive plan and a restricted stock/unit plan. The fair value of share grants is primarily based on the closing price of the Company's stock on the date of grant. All share grants in 2023, including time-lapse restricted stock units and performance share units, occurred under the omnibus incentive plan. The table below shows total share-based plan compensation expense which was recognized in the Consolidated Statements of Income:

(Thousands of dollars)	Year Ended December 31,		
	2023	2022	2021
Share-based compensation plan expense, net of related tax benefits	\$ 5,147	\$ 6,225	\$ 5,747
Share-based compensation plan related tax benefits	1,625	1,966	1,815

### Omnibus Incentive Plan

The omnibus incentive plan is used to promote the long-term growth and profitability of the Company, including its subsidiaries, by providing directors, employees, and certain other individuals with incentives to increase stockholder value and otherwise contribute to the success of the Company. In addition, the plan enables the Company to attract, retain, and reward the best available persons for positions of responsibility. The omnibus incentive plan provides for the grant of stock options, stock appreciation rights, restricted stock, restricted stock units, performance share units, and other equity-based, as well as cash, awards. Employees, directors, and consultants who provide services to the Company or any subsidiary may be eligible under this plan. For grants under the omnibus incentive plan, directors continue to immediately vest in the shares upon grant but are provided the option to defer receipt of equity compensation until they leave the Board.

Performance-based incentive opportunities under the omnibus plan were granted to all officers of Southwest in the form of performance shares and are based, depending on the officer, on consolidated earnings per share, utility net income, and utility return on equity, with an adjustment, where relevant, based on total shareholder return ("TSR") compared to peer companies, and for all participants, measured over a three-year forward performance period. Like other restricted stock/unit programs, shares are restricted based on vesting, and in this case, further subject to future performance determinations against relevant benchmarks. Southwest recorded \$1.1 million, \$2.1 million, and \$3.4 million of estimated compensation expense associated with these shares during 2023, 2022, and 2021, respectively. There is no accelerated vesting under the performance share program, but vesting in the ultimate award, if any, is based on the period of employment within the three-year forward vesting period.

Restricted stock/units under the restricted stock/unit plan were previously granted to attract, motivate, retain, and reward key employees of the Company with an incentive to attain high levels of individual performance and improved financial performance. The legacy plan was also established to attract, motivate, and retain experienced and knowledgeable directors. Grants of restricted stock during 2023 and 2022 were granted under the omnibus incentive plan. All remaining shares under the legacy restricted stock/unit plan (in regard to employees) were issued during 2021; remaining unissued legacy program shares relate solely to directors, and such shares were immediately vested at the time of grant, with distribution to occur when service on the Board ends. No new grants are made under the legacy plan, as all future stock-based incentive compensation, including with regard to restricted stock, is granted under programs of the omnibus incentive plan, which for directors, with advance election, issuance may occur upon grant. Conversely, with regard to management, grants under the omnibus plan are of time-lapse character, with graded vesting (and issuance in the form of common stock) occurring (following grant), at the rate of 40% at the end of year one and 30% at the end of years two and three. Accelerated vesting occurs based on retirement eligibility.

The following table summarizes the activity of the restricted stock/units programs as of December 31, 2023:

(Thousands of shares)	Performance Share Units	Weighted-average grant date fair value	Restricted Stock Units/Director Deferred Stock Units	Weighted-average grant date fair value
Nonvested/unissued at December 31, 2022	283	\$ 68.00	177	\$ 58.50
Granted	167	62.78	80	62.83
Dividends	7	—	9	—
Forfeited or expired	(71)	71.65	—	—
Vested and issued (1)	(35)	73.41	(58)	63.45
Nonvested/unissued at December 31, 2023	<u>351</u>	<u>\$ 62.95</u>	<u>208</u>	<u>\$ 56.29</u>

(1) Includes shares for retiree payouts and those converted for taxes.

The weighted average grant date fair value of both performance share units and restricted stock/units granted in 2022 and 2021 was \$66.11 and \$65.38, respectively.

As of December 31, 2023, total compensation cost related to all unvested omnibus shares not yet recognized is \$12.3 million, which is expected to be recognized over a weighted average period of 2.1 years.

#### **Note 10 - Commitments and Contingencies**

The Company and Southwest are defendants in miscellaneous legal proceedings. They are also parties to various regulatory proceedings. The ultimate dispositions of these proceedings are not presently determinable; however, it is the opinion of management that no litigation or regulatory proceedings to which the Company and Southwest are currently subject will have a material adverse impact on their financial position, results of operations, or cash flows.

The Company maintains excess liability insurance that covers Southwest for various risks associated with the operation of the natural gas pipelines and facilities. In connection with these liability insurance policies, Southwest is responsible for an initial deductible or self-insured retention amount per incident, after which the insurance carriers would be responsible for amounts up to the policy limits. For the policy period of August 2023 to July 2024, these liability insurance policies require Southwest, as applicable, to be responsible for the first \$1 million (self-insured retention) of each incident plus a supplemental retention aggregate of \$4 million in the policy year. When amounts are expected to be incurred above these amounts, subject to insurance carrier indemnity, a liability is recognized for the additional amount, in addition to a receivable, associated with amounts expected to be indemnified by the insurance carrier amounts, without impact to earnings.

Centuri maintains liability insurance for various risks associated with its operations. In connection with these liability insurance policies, Centuri is responsible for an initial deductible or self-insured retention amount per occurrence, after which the insurance carriers would be responsible for amounts up to the policy limits. For the policy year May 2023 to April 2024, Centuri is responsible for the first \$750,000 (self-insured retention) per occurrence under these liability insurance policies.

Through an assessment process of commitments and contingencies of any kind, the Company and Southwest may determine that certain costs are likely to be incurred in the future related to specific legal matters. In these circumstances and in accordance with accounting policies, the Company and Southwest will make an accrual, as necessary.

#### **Note 11 - Pension and Other Postretirement Benefits**

Southwest Gas Corporation

##### *Employees' Investment Plan*

An Employees' Investment Plan ("EIP") is offered to eligible employees of Southwest through deduction of a percentage of base compensation, subject to Internal Revenue Service ("IRS") limitations. The EIP provides for purchases of various mutual fund investments and Company common stock. For employees hired on or before December 31, 2021, one-half of amounts deferred are matched, up to a maximum matching contribution of 3.5% of an employee's annual compensation. Employees hired on or after January 1, 2022 are eligible for non-elective employer contributions of 3% plus a matching contribution (dollar-for-dollar) up to 7% of eligible compensation. Officers hired after January 1, 2022 are eligible for non-elective and matching contributions. Contributions to the plan by Southwest were \$8.3 million, \$6.9 million, and \$6.1 million for 2023, 2022, and 2021, respectively.

##### *Deferred Compensation Plan*

A deferred compensation plan is offered to all officers of Southwest and a separate deferred compensation plan is offered to members of the Company's Board of Directors. The plans provide the opportunity to defer up to 100% of annual cash compensation. One-half of amounts deferred by officers are matched, up to a maximum matching contribution of 3.5% of an officer's annual base salary. Upon retirement, payments of compensation deferred, plus interest, are made in equal monthly installments over 10, 15, or 20 years, as elected by the participant. Directors have an additional option to receive such payments over a five-year period. Deferred compensation earns interest at a rate determined each January. The interest rate equals 150% of Moody's Seasoned Corporate Bond Rate Index.

##### *Pension and Postretirement Plans*

A noncontributory qualified retirement plan with defined benefits covering substantially all Southwest employees hired on or before December 31, 2021 is available, in addition to a separate unfunded supplemental executive retirement plan ("SERP"), which is limited to Southwest's officers. Postretirement benefits other than pensions ("PBOP") are provided to qualified retirees for limited benefits related to health care, dental, vision and life insurance, some of which were subject to earlier "sunset" dates. The defined benefit qualified retirement plan, SERP, and PBOP are not available to Southwest employees hired on or after January 1, 2022. As noted above, employees hired on or after that date, are eligible for enhanced contributions to the EIP.

The overfunded or underfunded positions of defined benefit postretirement plans, including pension plans, are recognized in the Consolidated Balance Sheets. Any actuarial gains and losses, prior service costs, and transition assets or obligations are

recognized in Accumulated other comprehensive income (loss) under Stockholders' equity, net of tax, until they are amortized as a component of net periodic benefit cost.

A regulatory asset has been established for the portion of the total amounts otherwise chargeable to Accumulated other comprehensive income that are expected to be recovered through rates in future periods. Changes in actuarial gains and losses and prior service costs pertaining to the regulatory asset will be recognized as an adjustment to the regulatory asset account as these amounts are amortized and recognized as components of net periodic pension costs each year.

The qualified retirement plan invests the majority of its plan assets in common collective trusts, which include a well-diversified portfolio of domestic and international equity securities and fixed income securities, and are managed by a professional investment manager appointed by Southwest. The investment manager has full discretionary authority to direct the investment of plan assets held in trust within the specific guidelines prescribed by Southwest through the plan's investment policy statement. Southwest previously implemented a liability driven investment ("LDI") strategy for part of the portfolio, a form of investing designed to better match the movement in pension plan assets with the impact of interest rate changes and inflation assumption changes on the pension plan liability. The implementation of the LDI strategy was intended to be phased in over time by using a glide path. The glide path was designed to increase the allocation of the plan's assets to fixed income securities, as the funded status of the plan increases, in order to more closely match the duration of the plan assets to that of the plan liability. During the fourth quarter of 2023, the asset mix was adapted in accordance with an updated policy statement to be primarily balanced with approximately 50% equities and 50% fixed income investments. Beginning in 2024, a treasury futures overlay was added as part of the LDI strategy to manage interest rate fluctuations with the goal of maintaining an approximate 90% hedge and funded ratio; as of the end of 2023, the pension plan was approximately 94% funded. While the overlay is intended for these purposes, there is no guarantee that these intentions will be achieved. Pension plan assets are held in a Master Trust. The pension plan funding policy is in compliance with the federal government's funding requirements.

Pension costs for these plans are affected by the amount and timing of cash contributions to the plans, the return on plan assets, discount rates, and by employee demographics, including age, compensation, and length of service. Changes made to the provisions of the plans may also impact current and future pension costs. Actuarial formulas are used in the determination of pension costs and are affected by actual plan experience and assumptions about future experience. Key actuarial assumptions include the expected return on plan assets, the discount rate used in determining the projected benefit obligation and pension costs, and the assumed rate of increase in employee compensation. Relatively small changes in these assumptions, particularly the discount rate, may significantly affect pension costs and plan obligations for the qualified retirement plan. In determining the discount rate, management matches the plan's projected cash flows to a spot-rate yield curve based on highly rated corporate bonds. Changes to the discount rate from year-to-year, if any, are generally made in increments of 25 basis points.

There was a 25 basis point decrease in the discount rate between years, as reflected below. The methodology utilized to determine the discount rate was consistent with prior years. The weighted-average rate of compensation increased from the prior year by 25 basis points. The asset return assumption (which impacts the following year's expense) remained consistent with the prior year. The rates are presented in the table below:

	December 31,	
	2023	2022
Discount rate	5.00 %	5.25 %
Weighted-average rate of compensation increase	3.50 %	3.25 %
Asset return assumption	6.75 %	6.75 %

Future years' expense level movements (up or down) may continue to be greatly influenced by long-term interest rates, asset returns, and funding levels; however, management implemented a treasury futures overlay to primarily be responsive to changing interest rates, and therefore, indirectly, discount rates that will apply to the pension, in attempting to preserve funded status.

The following table sets forth the retirement plan, SERP, and PBOP funded statuses and amounts recognized on the Consolidated Balance Sheets and Consolidated Statements of Income.

(Thousands of dollars)	Year Ended December 31,					
	2023			2022		
	Qualified Retirement Plan	SERP	PBOP	Qualified Retirement Plan	SERP	PBOP
<b>Change in benefit obligations:</b>						
Benefit obligation for service rendered to date at beginning of year (PBO/PBO/APBO)	\$ 1,159,451	\$ 42,097	\$ 65,437	\$ 1,531,197	\$ 49,530	\$ 84,226
Service cost	25,840	250	1,269	44,110	424	1,941
Interest cost	59,165	2,123	3,302	45,006	1,441	2,452
Actuarial loss (gain)	62,109	3,995	941	(399,066)	(6,134)	(18,260)
Benefits paid	(65,388)	(3,434)	(4,940)	(61,796)	(3,164)	(4,922)
Benefit obligation at end of year (PBO/PBO/APBO)	1,241,177	45,031	66,009	1,159,451	42,097	65,437
<b>Change in plan assets:</b>						
Market value of plan assets at beginning of year	1,030,044	—	38,459	1,366,043	—	52,168
Actual return on plan assets	145,716	—	4,626	(330,203)	—	(6,036)
Employer contributions	56,000	3,434	—	56,000	3,164	—
Benefits paid	(65,388)	(3,434)	(7,165)	(61,796)	(3,164)	(7,673)
Market value of plan assets at end of year	1,166,372	—	35,920	1,030,044	—	38,459
Funded status at year end	\$ (74,805)	\$ (45,031)	\$ (30,089)	\$ (129,407)	\$ (42,097)	\$ (26,978)
<b>Weighted-average assumptions (benefit obligation):</b>						
Discount rate	5.00 %	5.00 %	5.00 %	5.25 %	5.25 %	5.25 %
Weighted-average rate of compensation increase	3.50 %	3.50 %	N/A	3.25 %	3.25 %	N/A

Estimated funding for the plans above during calendar year 2024 is expected to be approximately \$23 million, of which \$20 million pertains to the retirement plan. Management monitors plan assets and liabilities and may, at its discretion, increase plan funding levels above the minimum in order to achieve a desired funded status and avoid or minimize potential benefit restrictions.

The accumulated benefit obligation for the retirement plan and the SERP is presented below:

(Thousands of dollars)	December 31,	
	2023	2022
Retirement plan	\$ 1,143,204	\$ 1,074,493
SERP	40,635	39,263

Benefits expected to be paid for pension, SERP, and PBOP over the next 10 years are as follows:

(Millions of dollars)	2024	2025	2026	2027	2028	2029-2033
Pension	\$ 68.0	\$ 69.0	\$ 70.0	\$ 72.0	\$ 73.0	\$ 389.0
SERP	3.4	3.3	3.3	3.2	3.2	15.4
PBOP	4.9	4.9	5.0	5.0	5.0	25.1

No assurance can be made that actual funding and benefits paid will match these estimates.

For PBOP measurement purposes, the per capita cost of the covered health care benefits medical rate trend assumption is 6.0%, declining to 4.5%. Specific contributions are made for health care benefits of employees who retire after 1988, but Southwest pays all covered health care costs for employees who retired prior to 1989. The medical trend rate assumption noted above applies to the benefit obligations of pre-1989 retirees only.

The service cost component of net periodic benefit costs included in the table below is part of an overhead loading process associated with the cost of labor. The overhead process ultimately results in allocation of that portion of overall net periodic benefit costs to the same accounts to which productive labor is charged. As a result, service costs become components of various accounts, primarily Operations and maintenance expense, Net regulated operations plant, and Deferred charges and other assets for both the Company and Southwest. The non-service cost components of net periodic benefit cost are reflected in Other income (deductions) on the Consolidated Statements of Income of each entity, based on accounting guidance for the presentation of such costs. Variability in total net periodic benefit cost between periods, especially with regard to the Qualified Retirement Plan, is subject to changes in underlying actuarial assumptions between periods, notably the discount rate.

Components of net periodic benefit cost:

(Thousands of dollars)	Qualified Retirement Plan			SERP			PBOP		
	2023	2022	2021	2023	2022	2021	2023	2022	2021
Service cost	\$25,840	\$44,110	\$41,159	\$250	\$424	\$526	\$1,269	\$1,941	\$1,691
Interest cost	59,165	45,006	40,432	2,123	1,441	1,431	3,302	2,452	2,193
Expected return on plan assets	(84,062)	(79,913)	(72,352)	—	—	—	(2,424)	(3,228)	(3,239)
Amortization of prior service cost	—	—	—	—	—	—	175	175	959
Amortization of net actuarial loss	336	32,468	41,955	998	2,350	2,642	—	—	—
Net periodic benefit cost	\$1,279	\$41,671	\$51,194	\$3,371	\$4,215	\$4,599	\$2,322	\$1,340	\$1,604
Weighted-average assumptions (net benefit cost)									
Discount rate	5.25 %	3.00 %	2.75 %	5.25 %	3.00 %	2.75 %	5.25 %	3.00 %	2.75 %
Expected return on plan assets	6.75 %	6.50 %	6.50 %	N/A	N/A	N/A	6.75 %	6.50 %	6.50 %
Weighted-average rate of compensation increase	3.25 %	3.25 %	3.00 %	3.25 %	3.25 %	3.00 %	N/A	N/A	N/A

Other Changes in Plan Assets and Benefit Obligations Recognized in Net Periodic Benefit Cost and Other Comprehensive Income

(Thousands of dollars)	Year Ended December 31,											
	2023			2022				2021				
	Total	Qualified Retirement Plan	SERP	PBOP	Total	Qualified Retirement Plan	SERP	PBOP	Total	Qualified Retirement Plan	SERP	PBOP
Net actuarial loss (gain) (a)	\$ 3,188	\$ 455	\$ 3,995	\$ (1,262)	\$ (4,079)	\$ 11,049	\$ (6,133)	\$ (8,995)	\$ (59,176)	\$ (54,892)	\$ (3,245)	\$ (1,039)
Amortization of prior service cost (b)	(175)	—	—	(175)	(175)	—	—	(175)	(959)	—	—	(959)
Amortization of net actuarial loss (b)	(1,333)	(335)	(998)	—	(34,818)	(32,468)	(2,350)	—	(44,597)	(41,955)	(2,642)	—
Regulatory adjustment	1,330	(107)	—	1,437	28,232	19,062	—	9,170	88,194	86,196	—	1,998
Recognized in other comprehensive (income) loss	3,010	13	2,997	—	(10,840)	(2,357)	(8,483)	—	(16,538)	(10,651)	(5,887)	—
Net periodic benefit costs recognized in net income	6,972	1,279	3,371	2,322	47,226	41,671	4,215	1,340	57,397	51,194	4,599	1,604
Total of amount recognized in net periodic benefit cost and other comprehensive (income) loss	\$ 9,982	\$ 1,292	\$ 6,368	\$ 2,322	\$ 36,386	\$ 39,314	\$ (4,268)	\$ 1,340	\$ 40,859	\$ 40,543	\$ (1,288)	\$ 1,604

The table above discloses the net gain or loss and prior service cost recognized in Other comprehensive income, separated into (a) amounts initially recognized in Other comprehensive income, and (b) amounts subsequently recognized as adjustments to Other comprehensive income as those amounts are amortized as components of net periodic benefit cost. See also **Note 6 - Other Comprehensive Income and Accumulated Other Comprehensive Income ("AOCI")**.

The following table sets forth, by level within the three-level fair value hierarchy, the fair values of the assets of the qualified pension plan and the PBOP as of December 31, 2023 and 2022. The SERP has no assets.

(Thousands of dollars)	December 31,					
	2023			2022		
	Qualified Retirement Plan	PBOP	Total	Qualified Retirement Plan	PBOP	Total
Assets at fair value:						
Level 1 – Quoted prices in active markets for identical financial assets						
Mutual funds	\$ —	\$ 34,891	\$ 34,891	\$ —	\$ 31,631	\$ 31,631
Total Level 1 Assets (1)	—	34,891	34,891	—	31,631	31,631
Level 2 – Significant other observable inputs						
Commingled trust equity funds (2)						
Global	234,123	97	234,220	266,368	1,673	268,041
International	105,908	44	105,952	117,976	741	118,717
U.S. equity securities	164,966	68	165,034	184,300	1,159	185,459
Emerging markets	54,489	22	54,511	62,436	392	62,828
Commingled trust fixed income funds (3)	597,828	246	598,074	390,070	2,450	392,520
Pooled funds and mutual funds	6,593	552	7,145	6,359	412	6,771
Government fixed income and mortgage backed securities	165	—	165	159	1	160
Total Level 2 assets (4)	1,164,072	1,029	1,165,101	1,027,668	6,828	1,034,496
Total Plan assets at fair value	1,164,072	35,920	1,199,992	1,027,668	38,459	1,066,127
Insurance company general account contracts (5)	2,300	—	2,300	2,376	—	2,376
Total Plan assets	\$ 1,166,372	\$ 35,920	\$ 1,202,292	\$ 1,030,044	\$ 38,459	\$ 1,068,503

(1) The Mutual funds category above is a balanced fund that invests in a diversified portfolio of common stocks, preferred stocks, and fixed-income securities. Under normal circumstances the balanced fund will hold no more than 75%, and no less than 25%, of its total assets in equity securities. The fund seeks regular income, conservation of principal, and an opportunity for long-term growth of principal and income.

(2) The commingled trust equity funds include common collective trusts that invest in a diversified portfolio of securities regularly traded on securities exchanges. These funds are shown in the above table at net asset value (“NAV”), which is the value of securities in the fund less the amount of any liabilities outstanding. Strategies employed by the funds include investment in:

- Global equities, including domestic equities
- International developed countries equities
- Domestic equities
- Emerging markets equities

Shares in the commingled trust equity funds may be redeemed given one business day notice. While they are trust equity funds and reported at NAV, due to the short redemption notice period, the lack of redemption fees, the fact that the underlying investments are exchange-traded, and that substantial liabilities do not exist subject to the NAV calculation, these investments are viewed as indirectly observable (Level 2) in the fair value hierarchy and are therefore not excluded from the body of the fair value table as a reconciling item.

The global fund provides diversified exposure to global equity markets. The fund seeks to provide long-term capital growth by investing primarily in securities listed on the major developed equity markets of the U.S., Europe, and Asia, as well as within those listed on emerging country equity markets on a tactical basis.

The international fund invests in international financial markets, primarily those of developed economies in Europe and the Pacific Basin. The fund invests primarily in equity securities issued by foreign corporations, but may invest in other securities perceived as offering attractive investment return opportunities.

The domestic equities securities funds include a large and medium capitalization fund and a small capitalization fund. The large and medium capitalization fund is designed to track the performance of the large and medium capitalization companies contained in the index, which represents approximately 90% of the market capitalization of the U.S. stock market. The small capitalization fund is designed to provide maximum long-term appreciation through investments that are well diversified by industry.

The emerging markets fund invests in countries defined as an emerging market country. Fund investments are made directly in each country or, where direct investment is inefficient or prohibited, through appropriate financial instruments or participation in commingled funds. Major emerging markets include Brazil, India, China, and other developing countries around the world.

(3) The commingled trust fixed income funds consist primarily of fixed income debt securities issued by the U.S. Treasury, government agencies, and fixed income debt securities issued by corporations. The fixed income fund investments may include the use of high yield, international fixed income securities and other instruments, including derivatives, to ensure prudent diversification over a broad spectrum



of investments. The changes in the value of the fixed income funds are intended to offset the changes in the pension plan liabilities due to changes in the discount rate.

These funds are shown in the above table at NAV. Investments in the commingled trust fixed equity funds may be redeemed given one business day notice. While they are fixed income funds and reported at NAV, due to the short redemption notice period, the lack of redemption fees, the fact that the underlying investments are exchange-traded, and that substantial liabilities do not exist subject to the NAV calculation, these investments are viewed as indirectly observable (Level 2), and are also not excluded from the body of the fair value table as a reconciling item.

(4) With the exception of items (2) and (3), which are discussed above, the Level 2 assets consist mainly of pooled funds and mutual funds. These funds are collective short-term funds that invest in Treasury bills and money market funds and are used as a temporary cash repository.

(5) The insurance company general account contracts are annuity insurance contracts used to pay the pensions of employees who retired prior to 1989. The balance of the account disclosed in the above table is the contract value, which is the result of deposits, withdrawals, and interest credits.

## Centuri

### *Defined Contribution Plans*

Centuri offers defined contribution plans under Section 401(k) of the Internal Revenue Code to its eligible employees, regardless of whether they are covered under collective-bargaining agreements. Eligibility requirements vary, as does timing of participation, matching, vesting, and profit-sharing features of the plans. Contributions by Centuri to these plans for the years ended December 31, 2023, 2022, and 2021 were \$15 million, \$13 million, and \$9 million, respectively.

### *Deferred Compensation Plan*

Centuri sponsors a nonqualified deferred compensation plan that is offered to a select group of management and highly-compensated employees. The plan allows participants to defer up to 80% of base salary and provides a match of 100% of contributions up to 5% of a participant's salary. The plan also allows Centuri, at its election, to credit participant accounts with discretionary contributions. Participants are 100% vested in salary deferrals, contributions, and all earnings. Participant accounts include a return based on the performance of the underlying investment options selected. Payments from the plan are designated at each annual enrollment period based on specified triggering events and are payable by lump sum or on an annual installment basis.

### *Multiemployer Pension Plans*

Centuri makes defined contributions to several multiemployer defined benefit pension plans under the terms of collective bargaining agreements ("CBAs") with various unions representing certain employees. Contribution rates are generally specified in the CBAs and are made to the plans on a "pay-as-you-go" basis. Such contributions correspond to the number of union employees and the particular plans in which they participate, and vary depending upon the location, number of ongoing projects, and the need for union resources in connection with those projects.

The risks of participating in multiemployer plans are different from single-employer plans, including: (i) assets contributed to the multiemployer plan by one employer may be used to provide benefits to employees of other participating employers; (ii) if a participating employer stops contributing to the multiemployer plan, the unfunded obligations of the plan may become the obligation of the remaining participating employers; and (iii) if a participating employer chooses to stop participating in these multiemployer plans, the employer may be required to pay to those plans an amount based on the underfunded status of the plan.

The Pension Protection Act of 2006 requires special funding and operational rules for multiemployer plans in the U.S., including classification of the plans (based on multiple factors, including the funded status of the plan), the most severe of which is "critical." Depending upon the classification, plans may be required to adopt measures to improve their funded status through a funding improvement or rehabilitation plan, which may require additional contributions from employers (in the form of a surcharge on benefit contributions) and/or modification of retiree benefits. The amount of additional funds, if any, that Centuri may be obligated to contribute to these plans in the future cannot be estimated due to the uncertainty regarding future levels of work that may require the utilization of union employees covered by these plans, as well as uncertainty as to the future contribution levels and possible surcharges on contributions that may apply to these plans at that time.

Centuri contributed \$75.7 million, \$71 million, and \$57.4 million collectively to the plans for the years ended December 31, 2023, 2022, and 2021, respectively. Substantially all of the contributions made by Centuri during these years were to U.S. plans that were not classified as critical, and for which no special surcharges were assessed. Nine plans were classified as critical and required special surcharges; the aggregate contributions to these plans were \$3.8 million for each of the years ended December 31, 2023 and 2022, and were insignificant during the period ending December 31, 2021.



**Note 12 - Income Taxes***Southwest Gas Holdings, Inc.:*

The following is a summary of income (loss) before taxes and noncontrolling interests for domestic and foreign operations:

(Thousands of dollars)	Year ended December 31,		
	2023	2022	2021
U.S.	\$ 176,820	\$ (302,581)	\$ 221,507
Foreign	20,529	29,244	25,343
Total income (loss) before income taxes	\$ 197,349	\$ (273,337)	\$ 246,850

Income tax expense (benefit) consists of the following:

(Thousands of dollars)	Year Ended December 31,		
	2023	2022	2021
Current:			
Federal	\$ 392	\$ (949)	\$ (2,872)
State	7,960	7,123	(11,516)
Foreign	6,566	9,089	6,524
	14,918	15,263	(7,864)
Deferred:			
Federal	23,009	(76,984)	39,117
State	4,999	(12,828)	8,239
Foreign	(1,094)	(1,104)	156
	26,914	(90,916)	47,512
Total income tax expense (benefit)	\$ 41,832	\$ (75,653)	\$ 39,648

Deferred income tax expense (benefit) consists of the following significant components:

(Thousands of dollars)	Year Ended December 31,		
	2023	2022	2021
Deferred federal and state:			
Property-related items	\$ 22,460	\$ 41,191	\$ 35,072
Purchased gas cost adjustments	(45,366)	76,306	73,613
Employee benefits	10,091	12,223	(1,484)
Regulatory adjustments	(28,083)	(15,482)	(10,101)
Deferred payroll taxes	—	(6,344)	(6,344)
Deferred revenue	3,347	5,751	6,021
Debt-related costs	4,079	164	(308)
Net operating loss	(25,915)	(120,704)	(64,981)
MountainWest sale/goodwill impairment	93,086	(105,507)	—
All other deferred	(6,785)	21,505	16,076
Total deferred federal and state	26,914	(90,897)	47,564
Deferred ITC, net	—	(19)	(52)
Total deferred income tax expense (benefit)	\$ 26,914	\$ (90,916)	\$ 47,512

References above and below to Deferred payroll taxes relate to the employer portion of Social Security tax, for which deferment of remittance was permissible under the Coronavirus Aid, Relief, and Economic Security (“CARES”) Act.

A reconciliation of the U.S. federal statutory rate to the consolidated effective tax rate (and the sources of these differences and the effect of each) are summarized as follows:

	Year Ended December 31,		
	2023	2022	2021
U.S. federal statutory income tax rate	21.0 %	21.0 %	21.0 %
Net state taxes	5.9	3.2	1.0
Tax credits	(0.2)	0.2	(0.5)
Company-owned life insurance	(1.5)	(0.8)	(1.1)
Amortization of excess deferred taxes	(11.7)	5.2	(4.3)
MountainWest sale	5.1	—	—
Meals and entertainment expenses	1.7	(0.2)	0.3
All other differences	0.9	(0.9)	(0.3)
Consolidated effective income tax rate	21.2 %	27.7 %	16.1 %

Deferred tax assets and liabilities consist of the following:

(Thousands of dollars)	December 31,	
	2023	2022
Deferred tax assets:		
Deferred income taxes for future amortization of ITC and excess deferred taxes	\$ 87,566	\$ 109,093
Employee benefits	19,938	29,307
Net operating losses	249,472	223,557
Lease-related item	27,611	19,745
Goodwill impairment	—	105,507
Other	7,299	13,197
Valuation allowance	(1,986)	(2,197)
	389,900	498,209
Deferred tax liabilities:		
Property-related items, including accelerated depreciation	896,167	873,328
Regulatory balancing accounts	108,758	154,124
Debt-related costs	1,714	(2,365)
Intangibles	93,081	105,668
Lease-related item	26,103	21,164
Other	16,611	28,275
	1,142,434	1,180,194
Net noncurrent deferred tax liabilities	\$ 752,534	\$ 681,985

Net noncurrent deferred tax liabilities above at December 31, 2023 and 2022 are reflected net of \$463,000 and \$82,000 of noncurrent deferred tax assets associated with the Company's Canadian operations, which are shown separately on the Company's Consolidated Balance Sheets.

A reconciliation of the beginning and ending amount of unrecognized tax benefits is as follows:

(Thousands of dollars)	December 31,	
	2023	2022
Unrecognized tax benefits at beginning of year	\$ 3,072	\$ 2,629
Gross increases – tax positions in prior period	45	389
Gross decreases – tax positions in prior period	(22)	—
Gross increases – current period tax positions	—	54
Unrecognized tax benefits at end of year	<u>\$ 3,095</u>	<u>\$ 3,072</u>

*Southwest Gas Corporation:*

The following is a summary of income before taxes:

(Thousands of dollars)	Year ended December 31,		
	2023	2022	2021
Total income before income taxes	<u>\$ 279,125</u>	<u>\$ 184,921</u>	<u>\$ 216,473</u>

Income tax expense (benefit) consists of the following:

(Thousands of dollars)	Year Ended December 31,		
	2023	2022	2021
<b>Current:</b>			
Federal	\$ (21)	\$ (78)	\$ (3,643)
State	97	7,805	(6,556)
	<u>76</u>	<u>7,727</u>	<u>(10,199)</u>
<b>Deferred:</b>			
Federal	32,776	23,710	36,842
State	4,047	(896)	2,695
	<u>36,823</u>	<u>22,814</u>	<u>39,537</u>
Total income tax expense	<u>\$ 36,899</u>	<u>\$ 30,541</u>	<u>\$ 29,338</u>

Deferred income tax expense (benefit) consists of the following significant components:

(Thousands of dollars)	Year Ended December 31,		
	2023	2022	2021
<b>Deferred federal and state:</b>			
Property-related items	\$ 38,862	\$ 29,633	\$ 23,077
Purchased gas cost adjustments	(45,366)	76,306	73,613
Employee benefits	8,937	5,332	5,508
Regulatory adjustments	(24,548)	(15,482)	(10,101)
Deferred payroll taxes	—	(892)	(892)
Net operating loss	58,739	(76,080)	(59,119)
All other deferred	199	4,016	7,503
Total deferred federal and state	<u>36,823</u>	<u>22,833</u>	<u>39,589</u>
Deferred ITC, net	—	(19)	(52)
Total deferred income tax expense	<u>\$ 36,823</u>	<u>\$ 22,814</u>	<u>\$ 39,537</u>

A reconciliation of the U.S. federal statutory rate to the consolidated effective tax rate (and the sources of these differences and the effect of each) are summarized as follows:

	Year Ended December 31,		
	2023	2022	2021
U.S. federal statutory income tax rate	21.0 %	21.0 %	21.0 %
Net state taxes	1.6	1.6	0.3
Tax credits	(0.2)	(0.3)	(0.6)
Company-owned life insurance	(0.8)	0.6	(0.9)
Amortization of excess deferred taxes	(8.2)	(6.9)	(4.9)
All other differences	(0.2)	0.5	(1.3)
Effective income tax rate	13.2 %	16.5 %	13.6 %

Deferred tax assets and liabilities consist of the following:

(Thousands of dollars)	December 31,	
	2023	2022
<b>Deferred tax assets:</b>		
Deferred income taxes for future amortization of ITC and excess deferred taxes	\$ 87,566	\$ 94,273
Employee benefits	(20,818)	(12,604)
Net operating losses	76,461	135,200
Other	136	2,512
	143,345	219,381
<b>Deferred tax liabilities:</b>		
Property-related items, including accelerated depreciation	772,124	733,011
Regulatory balancing accounts	108,758	154,124
Debt-related costs	1,714	2,062
Other	10,585	14,132
	893,181	903,329
Net deferred tax liabilities	\$ 749,836	\$ 683,948

A reconciliation of the beginning and ending amount of unrecognized tax benefits is as follows:

(Thousands of dollars)	December 31,	
	2023	2022
Unrecognized tax benefits at beginning of year	\$ 2,644	\$ 2,362
Gross increases – tax positions in prior period	—	259
Gross decreases – tax positions in prior period	(22)	—
Gross increases – current period tax positions	—	23
Unrecognized tax benefits at end of year	\$ 2,622	\$ 2,644

In assessing whether uncertain tax positions should be recognized in its financial statements, management first determines whether it is more-likely-than-not that a tax position will be sustained upon examination, including resolution of any related appeals or litigation processes, based on the technical merits of the position. In evaluations of whether a tax position has met the more-likely-than-not recognition threshold, management presumes that the position will be examined by the appropriate taxing authority that would have full knowledge of all relevant information. For tax positions that meet the more-likely-than-not recognition threshold, management measures the amount of benefit recognized in the financial statements at the largest amount of benefit that is greater than 50% likely of being realized upon ultimate settlement. Unrecognized tax benefits are recognized in the first financial reporting period in which information becomes available indicating that such benefits will more-likely-than-not be realized. For each reporting period, management applies a consistent methodology to measure unrecognized tax benefits, and all unrecognized tax benefits are reviewed periodically and adjusted as circumstances warrant. Measurement of unrecognized tax benefits is based on management's assessment of all relevant information, including prior audit experience, the status of audits, conclusions of tax audits, lapsing of applicable statutes of limitation, identification of new issues, and any administrative guidance or developments.

At December 31, 2023, the total amount of unrecognized tax benefits that, if recognized, would impact the effective tax rate was \$3.1 million for the Company and \$2.6 million for Southwest. Unrecognized tax benefits for the Company and Southwest may change within the next twelve months due to a lapse in statute of limitations.

The Company and Southwest recognize interest expense and income and penalties related to income tax matters in income tax expense. There was \$45,000, \$0, and \$21,000 of tax-related interest income for 2023, 2022, and 2021, respectively.

The Company and its subsidiaries file a consolidated federal income tax return in the U.S. and in various states, as well as separate returns in Canada. With few exceptions, the Company is no longer subject to U.S. federal, state and local, or Canadian income tax examinations for years before 2019.

The Company and each of its subsidiaries, including Southwest, participate in a tax sharing agreement to establish the method for allocating tax benefits and losses among members of the consolidated group. The consolidated federal income tax is apportioned among the subsidiaries using a separate return method.

The sale of MountainWest by the Company, which occurred in February 2023, was a taxable transaction for U.S. federal and state income tax purposes. See also **Note 15 - Acquisitions and Dispositions**.

At December 31, 2023, the Company has a U.S. federal net operating loss carryforward of \$1.03 billion. The Company also has general business credits of \$4.4 million, which begin to expire in 2041. The Company has no capital loss carryforwards. At December 31, 2023, the Company has an income tax net operating loss carryforward related to Canadian operations of \$28.4 million, which begins to expire in 2039. As of the same date, the Company has \$541.9 million of state net operating loss carryforwards. Depending on the jurisdiction in which the state net operating loss was generated, the carryforwards will begin to expire in 2027.

Management intends to continue to permanently reinvest any future foreign earnings in Canada.

### Note 13 - Segment Information

The Company's operating segments are determined based on the nature of their activities. The natural gas distribution segment is engaged in the business of purchasing, distributing, and transporting natural gas. The utility infrastructure services segment is primarily engaged in the business of providing gas and electric providers installation, replacement, repair, and maintenance of energy networks. Although the utility infrastructure services operations are geographically dispersed, they are aggregated and reported as a single segment as each reporting unit has similar economic characteristics. Approximately 99% of the total Company's long-lived assets are in the U.S. The pipeline and storage segment (sold in 2023) was primarily engaged in the business of providing interstate transportation and underground storage services, primarily composed of regulated operations under the jurisdiction of the FERC.

The accounting policies of the reported segments are the same as those described within **Note 1 - Background, Organization, and Summary of Significant Accounting Policies**. Centuri accounts for the services provided to Southwest at contractual prices at contract inception. Accounts receivable for these services, which are not eliminated during consolidation, are presented in the table below:

(Thousands of dollars)	December 31,	
	2023	2022
Accounts receivable for Centuri services	\$ 13,017	\$ 18,067

The following table presents the amount of revenues by geographic area:

(Thousands of dollars)	December 31,		
	2023	2022	2021
Revenues (a)			
United States	\$ 5,199,178	\$ 4,637,557	\$ 3,411,018
Canada	234,794	322,452	269,433
Total	\$ 5,433,972	\$ 4,960,009	\$ 3,680,451

(a) Revenues are attributed to countries based on the location of customers.

The Company has two reportable segments. Southwest comprises the natural gas distribution segment and Centuri comprises the utility infrastructure services segment. As a result of the MountainWest sale in February 2023 (previously comprising the Pipeline and Storage segment), the information for the year ended December 31, 2023 presented below for MountainWest reflects activity from January 1, 2023 through February 13, 2023 (the last full day of its ownership by the Company). In order to reconcile to net income as disclosed in the Consolidated Statements of Income, an Other column is included associated with impacts of corporate and administrative activities related to Southwest Gas Holdings, Inc. The financial information pertaining to each segment as of and for the three years ended December 31, 2023, 2022, and 2021 are as follows:

	Year Ended December 31, 2023				
(Thousands of dollars)	Natural Gas Distribution	Utility Infrastructure Services	Pipeline and Storage	Other	Total
Revenues from external customers	\$ 2,499,564	\$ 2,782,845	\$ 35,132	\$ —	\$ 5,317,541
Intersegment sales	—	116,431	—	—	116,431
Total	\$ 2,499,564	\$ 2,899,276	\$ 35,132	\$ —	\$ 5,433,972
Interest income	\$ 50,757	\$ —	\$ —	\$ —	\$ 50,757
Interest expense	\$ 149,830	\$ 97,476	\$ 2,200	\$ 42,780	\$ 292,286
Depreciation and amortization	\$ 295,462	\$ 145,446	\$ —	\$ —	\$ 440,908
Income tax expense (benefit)	\$ 36,899	\$ 14,736	\$ 9,255	\$ (19,058)	\$ 41,832
Segment net income (loss)	\$ 242,226	\$ 19,652	\$ (16,288)	\$ (94,701)	\$ 150,889
Segment assets	\$ 9,268,571	\$ 2,592,590	\$ —	\$ 8,735	\$ 11,869,896
Capital expenditures	\$ 762,081	\$ 106,650	\$ 3,790	\$ —	\$ 872,521

	Year Ended December 31, 2022				
(Thousands of dollars)	Natural Gas Distribution	Utility Infrastructure Services	Pipeline and Storage	Other	Total
Revenues from external customers	\$ 1,935,069	\$ 2,625,669	\$ 264,613	\$ —	\$ 4,825,351
Intersegment sales	—	134,658	—	—	134,658
Total	\$ 1,935,069	\$ 2,760,327	\$ 264,613	\$ —	\$ 4,960,009
Interest income	\$ 16,183	\$ —	\$ —	\$ —	\$ 16,183
Interest expense	\$ 115,880	\$ 61,371	\$ 18,185	\$ 47,314	\$ 242,750
Depreciation and amortization	\$ 263,043	\$ 155,353	\$ 52,059	\$ —	\$ 470,455
Income tax expense	\$ 30,541	\$ 5,727	\$ (89,668)	\$ (22,253)	\$ (75,653)
Segment net income (loss)	\$ 154,380	\$ 2,065	\$ (283,733)	\$ (76,002)	\$ (203,290)
Segment assets*	\$ 8,803,681	\$ 2,642,272	\$ 1,743,349	\$ 7,312	\$ 13,196,614
Capital expenditures	\$ 683,131	\$ 130,166	\$ 46,124	\$ —	\$ 859,421

\*The segment assets of the Pipeline and Storage segment represented by MountainWest have been reclassified, as of December 31, 2022, as current assets held for sale on the Company's Consolidated Balance Sheet. See **Note 15 - Acquisitions and Dispositions** for additional information.

Year Ended December 31, 2021

(Thousands of dollars)	Natural Gas Distribution	Utility Infrastructure Services	Pipeline and Storage	Other	Total
Revenues from external customers	\$ 1,521,790	\$ 2,056,315	\$ —	\$ —	\$ 3,578,105
Intersegment sales	—	102,346	—	—	102,346
<b>Total</b>	<b>\$ 1,521,790</b>	<b>\$ 2,158,661</b>	<b>\$ —</b>	<b>\$ —</b>	<b>\$ 3,680,451</b>
Interest income	\$ 5,113	\$ —	\$ —	\$ —	\$ 5,113
Interest expense	\$ 97,560	\$ 20,999	\$ —	\$ 639	\$ 119,198
Depreciation and amortization	\$ 253,398	\$ 117,643	\$ —	\$ —	\$ 371,041
Income tax expense	\$ 29,338	\$ 18,776	\$ —	\$ (8,466)	\$ 39,648
Segment net income (loss)	\$ 187,135	\$ 40,420	\$ —	\$ (26,776)	\$ 200,779
Segment assets	\$ 7,950,263	\$ 2,579,748	\$ 2,187,582	\$ 47,664	\$ 12,765,257
Capital expenditures	\$ 601,983	\$ 113,643	\$ —	\$ —	\$ 715,626

The corporate and administrative activities for Southwest Gas Holdings, Inc. in 2023 and 2022 include shareholder activism costs, costs related to the strategic review and Centuri separation planning, the settlement agreement with the Icahn Group, and a significant individual amount associated with the financing costs for the 2021 MountainWest acquisition, collectively net of tax impacts. The 2023 period also included incremental costs and other commitments under the agreement with Williams in regard to the sale of MountainWest, including indemnification for a rate case settlement agreement associated with MountainWest Overthrust Pipeline, and a post-closing true-up of \$21 million, including a \$7.4 million post-closing payment and working capital amounts above/below a contractual benchmark.

**Note 14 - Redeemable Noncontrolling Interests**

In connection with the acquisition of Linetec in November 2018, the previous owner initially retained a 20% equity interest in Linetec, with redemption being subject to certain rights based on the passage of time or upon the occurrence of certain triggering events. Effective in 2022, the Company, by means of Centuri, has the right, but not the obligation, to purchase at fair value (subject to a floor) a portion of the interest held by the noncontrolling party, and in incremental amounts each year thereafter. In March 2022, the parties agreed to a partial redemption, reducing the noncontrolling interest to 15%, and in March 2023, agreed to a partial 5% redemption (of the 15% then remaining). Then again, Centuri paid \$39.9 million to the previous owner in April 2023, thereby reducing the balance continuing to be redeemable as of December 31, 2023 to 10% under the terms of the original agreement, with Centuri now owning a 90% stake in Linetec. The shares subject to the election accumulate (if earlier elections are not made) such that 100% of the interest retained by the noncontrolling party is subject to the election beginning in 2024. If the Company does not exercise its rights at each or any of the specified intervals, the noncontrolling party has the ability, but not the obligation, to exit their investment retained, by requiring Centuri to purchase a similar portion of their interest up to the maximum cumulative amounts specified at each interval discussed above. The outstanding noncontrolling interest is not subject to minimum purchase provisions and, following the remaining eligibility dates for election, such election does not expire. The redemption price represents the greater of fair value of the ownership interest to be redeemed on the redemption date or a floor amount under the terms of the agreement. The Company has determined that this noncontrolling interest is a redeemable noncontrolling interest and, in accordance with SEC guidance, is classified as mezzanine equity (temporary equity) in the Company's Consolidated Balance Sheets.

In November 2021, certain members of Riggs Distler management acquired a noncontrolling interest in Drum which was 1.41% as of December 31, 2023. The noncontrolling interest is subject to certain rights based on the passage of time or upon the occurrence of certain triggering events. Effective January 2027 and each calendar year thereafter or upon the occurrence of certain triggering events, Centuri, has the right, but not the obligation, to purchase all of the interest held by the noncontrolling party at fair value. If the rights are not exercised in accordance with the timeline noted, or upon the occurrence of certain other triggering events, the noncontrolling party has the ability, but not the obligation, to exit their investment retained by requiring Centuri to purchase all of their outstanding interest. The outstanding noncontrolling interest is not subject to minimum purchase provisions and, following the eligibility dates for the election, they do not expire. The redemption price represents the fair value of the ownership interest to be redeemed on the redemption date under the terms of the agreement. A portion of the redeemable noncontrolling interest acquired was funded through promissory notes made to noncontrolling interest holders bearing interest at the prime rate plus 2%. The promissory notes are payable by the noncontrolling interest holders upon certain triggering events including, but not limited to, termination of employment or the redemption of any interest under the agreement. The promissory notes are recognized as a reduction to the Company's stockholders' equity. Additionally, the Company has determined that this noncontrolling interest is a redeemable noncontrolling interest and, in accordance with SEC guidance, is classified as mezzanine equity (temporary equity) in the Company's Consolidated Balance Sheets.

Significant changes in the value of the redeemable noncontrolling interests, above a floor determined at the establishment date, are recognized as they occur, and the carrying value is adjusted as necessary at each reporting date. The fair value is estimated using a market approach that utilizes certain financial metrics from guideline public companies of similar industry and operating characteristics. Based on the fair value model employed, the estimated redemption value of the Linetec redeemable noncontrolling interest decreased by \$19.4 million during the year ended December 31, 2023. Adjustment to the redemption value also impacted retained earnings, as reflected in the Company's Consolidated Statement of Equity, but did not impact net income.

The following depicts changes to the balances of the redeemable noncontrolling interests:

	Linetec	Drum	Total
<i>(Thousands of dollars)</i>			
Balance, December 31, 2021	\$ 184,148	\$ 12,569	\$ 196,717
Net income attributable to redeemable noncontrolling interests	5,591	15	5,606
Redemption value adjustments	(3,325)	—	(3,325)
Redemption of equity interest from noncontrolling party	(39,649)	—	(39,649)
Balance, December 31, 2022	146,765	12,584	159,349
Net income attributable to redeemable noncontrolling interests	4,473	155	4,628
Redemption value adjustments	(19,366)	—	(19,366)
Redemption of equity interest from noncontrolling party	(39,894)	(50)	(39,944)
Balance, December 31, 2023	<u>\$ 91,978</u>	<u>\$ 12,689</u>	<u>\$ 104,667</u>

## Note 15 - Acquisitions and Dispositions

### Acquisitions

In August 2021, the Company, through its subsidiaries, led principally by Centuri, completed the acquisition of Drum, including its primary subsidiary, Riggs Distler. Additionally, in December 2021, the Company completed the acquisition of the MountainWest entities. The purchase accounting for both acquisitions was finalized in 2022. The following unaudited pro forma financial information reflects the consolidated results of operations of the Company assuming the Riggs Distler and MountainWest acquisitions had taken place on January 1, 2020. The most significant pro forma adjustments relate to: (i) excluding approximately \$48.7 million in transaction costs from the year ended December 31, 2021, and (ii) reflecting incremental interest expense of \$48.4 million in 2021. The pro forma financial information has been prepared for comparative purposes only, and is not intended to be indicative of what the Company's results would have been had the acquisition occurred at the beginning of the periods presented or of what results may be in the future, for a number of reasons. The reasons include, but are not limited to, differences between the assumptions used to prepare the pro forma information, potential cost savings from operating efficiencies, nor the impact of incremental costs incurred in integrating the businesses.

Amounts below are in millions of dollars, except per share amounts.

	Unaudited Year Ended December 31, 2021
Total operating revenues	\$ 4,236
Net income attributable to Southwest Gas Holdings, Inc.	\$ 278
Basic earnings per share	\$ 4.70
Diluted earnings per share	\$ 4.69

### Dispositions

In December 2022, the Company announced that the Board unanimously determined to take strategic actions to simplify the Company's portfolio of businesses. These actions included entering into a definitive agreement to sell 100% of the recently acquired MountainWest in an all-cash transaction to Williams for \$1.5 billion in total enterprise value, subject to certain adjustments. Additionally, the Company determined it will pursue a separation of Centuri to form a new independent publicly traded utility infrastructure services company.

In December 2023, the Company announced its intent to pursue the Centuri Holdings IPO of newly issued shares of Centuri Holdings in the spring/summer 2024. The Board has determined that the Centuri Holdings IPO is the optimal path to advance the separation of Centuri as an independent utility infrastructure services company to maximize value for stockholders. Centuri



**CHAPTER 6**  
**Summary of Earnings**  
**(Including Cost of Capital)**

**Company Witness:**  
**Randi L. Cunningham**

**SOUTHWEST GAS CORPORATION  
SOUTHERN CALIFORNIA  
SUMMARY OF AUTHORIZED OVERALL RESULTS OF OPERATIONS  
FOR THE TWELVE MONTHS ENDED DECEMBER 31, 2026**

Line No.	Description (a)	Reference (b)	Test Year 2026 (c)	Deficiency (d)	After Rate Relief (e) (c) + (d)	Line No.
1	Operating Revenue	Ln 2 + Ln 3	\$ 142,129,167	\$ 38,499,807	\$ 180,628,974	1
2	Gas Cost	Ch 20	50,513,309	0	50,513,309	2
3	Operating Margin	Ch 10	<u>\$ 91,615,858</u>	<u>\$ 38,499,807</u>	<u>\$ 130,115,665</u>	3
<u>Operating Expenses</u>						
4	Other Gas Supply	Ch 11B	\$ 188,539	\$	\$ 188,539	4
5	Distribution	Ch 11B	18,657,779		18,657,779	5
6	Customer Accounts	Ch 12	5,028,614	225,813	5,254,428	6
7	Customer Service & Information	Ch 13	38,771		38,771	7
8	Sales	Ch 14	0		0	8
Administrative and General						
9	Southern California	Ch 15	3,158,586	469,608	3,628,194	9
10	System Allocable	Ch 8A	13,549,012		13,549,012	10
Depreciation and Amortization						
11	Southern California	Ch 17	21,147,393		21,147,393	11
12	System Allocable	Ch 8B	4,251,072		4,251,072	12
13	Regulatory Amortization	Ch 17	5,141,727		5,141,727	13
14	Property and Payroll Taxes	Ch 16	7,856,973		7,856,973	14
Escalation						
15	Labor	WP Ch 6	2,342,929		2,342,929	15
16	Labor Loading	WP Ch 6	955,103		955,103	16
17	Materials and Expenses	WP Ch 6	1,340,127		1,340,127	17
Income Taxes						
18	State	Ch 16	(149,319)	3,340,690	3,191,371	18
19	Federal	Ch 16	(323,360)	7,234,484	6,911,124	19
20	EADIT Amortization	Ch 16	(512,495)		(512,495)	20
21	Total Operating Expenses		<u>\$ 82,671,451</u>	<u>\$ 11,270,596</u>	<u>\$ 93,942,048</u>	21
22	Net Operating Income		<u>\$ 8,944,407</u>	<u>\$ 27,225,357</u>	<u>\$ 36,169,764</u>	22
<u>Rate Base</u>						
<u>Gas Plant in Service</u>						
23	Southern California	Ch 17	\$ 771,178,648	\$	\$ 771,178,648	23
24	System Allocable	Ch 17	53,924,218		53,924,218	24
25	Total Gross Plant		<u>\$ 825,102,866</u>	<u>\$ 0</u>	<u>\$ 825,102,866</u>	25
<u>Accumulated Provision for Depreciation and Amortization</u>						
26	Southern California	Ch 17	\$ 295,675,567	\$	\$ 295,675,567	26
27	System Allocable	Ch 17	30,607,156		30,607,156	27
28	Total Accum Prov for D&A		<u>\$ 326,282,723</u>	<u>\$ 0</u>	<u>\$ 326,282,723</u>	28
29	Net Plant in Service		<u>\$ 498,820,143</u>	<u>\$ 0</u>	<u>\$ 498,820,143</u>	29
<u>Other Rate Base</u>						
30	Working Capital (add)	Ch 17	\$ 27,651,338	\$ 665,709	\$ 28,317,048	30
31	Materials and Supplies (add)	Ch 8 & Ch 17	5,805,572		5,805,572	31
32	Customer Advances (deduct)	Ch 17	300,564		300,564	32
33	Deferred Taxes (deduct)	Ch 17	65,547,367		65,547,367	33
34	Total Other Rate Base		<u>\$ (32,391,021)</u>	<u>\$ 665,709</u>	<u>\$ (31,725,311)</u>	34
35	Rate Base		<u>\$ 466,429,122</u>	<u>\$ 665,709</u>	<u>\$ 467,094,832</u>	35
36	Rate of Return		<u>1.92%</u>		<u>7.74%</u>	36

**SOUTHWEST GAS CORPORATION  
 SOUTHERN CALIFORNIA  
 COST OF CAPITAL**

Line No.	Description (a)	Reference (b)	Rate (c)	Weight (d)	Weighted (e) (c) * (d)	Tax Gross-Up Factor (f)	Grossed-Up Return (g) (e) * (f)	Line No.
1	Debt	Ch 24A, Sch 1, Sh 1	4.14%	50.00%	2.07%	1.00000	2.07%	1
2	Common Equity	Ch 24A, Sch 1, Sh 1	11.35%	50.00%	5.68%	1.41412	8.03%	2
3	Cost of Capital	Ln 1 + Ln 2		<u>100.00%</u>	<u>7.74%</u>		<u>10.09%</u>	3

**SOUTHWEST GAS CORPORATION  
 SOUTHERN CALIFORNIA  
 COMPUTATION OF GROSS REVENUE CONVERSION FACTOR  
 TEST YEAR 2026**

Line No.	Description (a)	Reference - Col (d) (b)	Base Amount (c)	Rate (d)	Amount (e)	Line No.
1	Gross Operating Revenues				\$ 1,000.00	1
2	Less: Uncollectibles	WP Ch 6, Sh 4, Ln 6(c)	1,000.00	0.5865%	<u>5.87</u>	2
3	Subtotal				\$ 994.13	3
4	Less: Franchise Taxes	WP Ch 15, Sh 12, Ln 14(c)	994.13	1.2270%	<u>12.20</u>	4
5	Subtotal				\$ 981.94	5
6	Less: State Income Tax	WP Ch 16, Sh 5, Ln 2(b)	981.94	8.8400%	<u>86.80</u>	6
7	Subtotal				\$ 895.13	7
8	Less: Federal Income Tax	WP Ch 16, Sh 5, Ln 1(b)	895.13	21.0000%	<u>187.98</u>	8
9	Total				<u>\$ 707.16</u>	9
10	Gross Revenue Conversion Factor	(Ln 1 / Ln 9)			<u><u>1.41412</u></u>	10

**CHAPTER 7**  
**Escalation**

**Company Witness:**  
**Charlene A. Lachica**

**SOUTHWEST GAS CORPORATION  
SOUTHERN CALIFORNIA  
ESCALATION AND CONSTANT DOLLAR FACTORS  
CHAPTER 7**

The labor escalation factor for 2024 was based on the actual wage increase granted during 2024. The 2025 and 2026 labor escalation factors were developed based on the actual, 5-year historical average of wage increases granted at Southwest Gas Corporation (2019 through 2023). See Chapter 7 Workpapers, Sheet 1.

See Chapter 18 for the computation of the labor loading (pensions and benefits) escalation methodology and percentages for 2024, 2025, and 2026.

The non-labor escalation factor for 2026 utilized the forecasted inflation for non-labor from the *Consumer Price Index – All Urban Consumers*. The forecast source is recent Blue Chip Economic Indicators and Blue Chip Financial Forecasts reports. See Chapter 7 Workpapers, Sheet 2.

The constant dollar factors were computed using the compounded escalation factors with 2023 as the base year. The source is the *Consumer Price Index – All Urban Consumers* from the U.S. Department of Labor Bureau of Labor Statistics. The indices were then recalculated to set 2023 as the base year (i.e. 2023 = 100). See Chapter 7, Sheet 3.

**SOUTHWEST GAS CORPORATION  
 CALIFORNIA  
 ESCALATION PERCENTAGES**

Line No.	Description (a)	Escalation Factor (b)	Compounded Escalation (c)	Line No.
2023 Escalation Percentages				
1	Labor - Corporate		1.0000	1
2	Labor - Division		1.0000	2
3	Materials and Expenses		1.0000	3
2024 Escalation Percentages [1]				
4	Labor - Corporate	1.0908	1.0908	4
5	Labor - Division	1.0908	1.0908	5
6	Materials and Expenses	1.0270	1.0270	6
2025 Escalation Percentages [1]				
7	Labor - Corporate	1.0310	1.1246	7
8	Labor - Division	1.0310	1.1246	8
9	Materials and Expenses	1.0230	1.0506	9
2026 Escalation Percentages [1]				
10	Labor - Corporate	1.0310	1.1594	10
11	Labor - Division	1.0310	1.1594	11
12	Materials and Expenses	1.0220	1.0737	12

---

[1] WP Ch 7, Sh 1-2

**SOUTHWEST GAS CORPORATION  
 CALIFORNIA  
 CONSTANT DOLLAR FACTORS**

Line No.	Year (a)	Annual Avg CPI (b) [1]	Factor (c)	Line No.
1	2019	255.657	0.83904	1
2	2020	258.811	0.84939	2
3	2021	270.970	0.88930	3
4	2022	292.655	0.96046	4
5	2023	304.702	1.00000	5

[1] Annual Average CPI - All Urban Customers



# **CHAPTER 8**

## **System Allocable**

**CHAPTER 8A**  
**Expenses**

**Company Witness:**  
**Randi L. Cunningham**

**SOUTHWEST GAS CORPORATION  
SOUTHERN CALIFORNIA  
SYSTEM ALLOCABLE EXPENSES  
CHAPTER 8, TAB A**

Chapter 8A contains System Allocable expenses, before and after allocation to Southern California, in nominal dollars and 2023 dollars. Labor, labor loading, and materials and expenses are provided by FERC account. Five years of historical data is provided (2019 through 2023), and projections are provided for 2024, 2025, and Test Year 2026.

**Projection Methodologies:** The analysis to develop the projections for system allocable expenses was done on a total Company basis, to eliminate the impact that varying rates of growth amongst the Company's various ratemaking jurisdictions have on the amounts allocated to Southern California (this can be verified by analyzing the historical 4-factor allocation calculations provided in Chapter 8C).

The labor loading (pensions and benefits) percentage for each projected year is calculated in Chapter 18. This percentage is applied to each dollar of projected labor in each account in Chapter 8A workpapers. The labor loading required for each projected year is calculated in the WP Chapter 8A, Sheet 10.

The projected amounts for labor and non-labor were based on adjusted 2023 expenses since these amounts reflect ongoing expenses. The accounts that were adjusted are described below.

The projected amounts for labor and non-labor were escalated based on the compounded escalation factors described in Chapter 7, Sheet 1.

**Account 920:** The compensation associated with eight officers was removed in relation to SB 901 in the Officer Compensation adjustment (WP Chapter 8A, Sheet 12).

**Account 921:** Certain costs that are not being requested for recovery from customers were removed in the Miscellaneous Adjustment (WP Chapter 8A, Sheet 11).

**Account 922:** Account 922 is the account where the offsetting credit resides after allocating a portion of Account 920 and 921 to construction. Since the Company is basing its projections for Accounts 920 and 921 on 2023 expenses, it follows that Account 922 should be projected based on 2023 expenses.

**Account 923:** Certain costs that are not being requested for recovery from customers were removed in the Miscellaneous Adjustment (WP Chapter 8A, Sheet 11).

**Account 925:** Costs in this account can fluctuate significantly from year to year. Self-insured retention was projected based on a five-year average normalization of settlements. The remaining expenses in this account were projected based on a five-year average expense normalization (WP Chapter 8A, Sheet 13-15).

**Account 926:** Costs in this account can fluctuate significantly from year to year. As such, a normalization of non-service post-retirement costs was performed based on a five-year average (WP Chapter 8A, Sheet 16).

**Account 930.1:** Certain costs that are not being requested for recovery from customers were removed in the Miscellaneous Adjustment (WP Chapter 8A, Sheet 11).

**Account 930.2:** An adjustment was made to reflect the projected change in allocation of expenses from Southwest Gas Holdings to Southwest Gas. Due to the planned divestiture of Centuri and the sale of Mountain West, Southwest Gas Corporation is expected to become the sole entity to be allocated costs from SWGH. As such, the projected allocation percentage for these costs is 100 percent. In addition, certain costs that are not being requested for recovery from customers were removed in the Miscellaneous Adjustment (WP Chapter 8A, Sheet 11).

**Account 935:** Certain costs that are not being requested for recovery from customers were removed in the Miscellaneous Adjustment (WP Chapter 8A, Sheet 11).

**SOUTHWEST GAS CORPORATION  
SYSTEM ALLOCABLE  
BEFORE ALLOCATION TO SOUTHERN CALIFORNIA  
NOMINAL DOLLARS - 2019 THROUGH 2026**

Line No.	Description (a)	Account Number (b)	Recorded 2019 (c)	Recorded 2020 (d)	Recorded 2021 (e)	Recorded 2022 (f)	Recorded 2023 (g)	Projected 2024 (h)	Projected 2025 (i)	Test Year 2026 (j)	Line No.
								Projected [2]	Projected [3]	Projected [4]	
1	Administrative and General Salaries [6]	920									1
2	Labor		\$ 64,798,207	\$ 66,544,040	\$ 64,081,594	\$ 62,994,626	\$ 71,068,304	\$ 65,615,730	\$ 67,647,193	\$ 69,741,550	2
3	Labor Loading [5]		24,752,501	27,180,505	29,027,302	28,184,895	26,958,036	19,148,407	19,184,993	19,222,712	3
4	Materials and Expenses		(3,908,693)	(3,929,182)	(3,923,068)	(4,029,536)	(3,990,950)	(4,098,705)	(4,192,975)	(4,285,221)	4
	Total		\$ 85,642,015	\$ 89,795,364	\$ 89,185,829	\$ 87,259,983	\$ 94,035,390	\$ 80,665,432	\$ 82,639,211	\$ 84,679,042	
5	Office Supplies and Expenses	921	\$ 17,518,683	\$ 12,000,178	\$ 11,811,414	\$ 18,133,155	\$ 15,465,779	\$ 15,467,583	\$ 15,823,337	\$ 16,171,450	5
6	Administrative Expenses Transferred	922	\$ (14,534,059)	\$ (15,157,627)	\$ (15,529,531)	\$ (16,819,125)	\$ (17,248,149)	\$ (17,713,849)	\$ (18,121,268)	\$ (18,519,936)	6
7	Outside Services Employed	923	\$ 28,934,378	\$ 29,743,586	\$ 30,166,759	\$ 28,108,003	\$ 42,490,421	\$ 43,511,075	\$ 44,511,830	\$ 45,491,090	7
8	Property Insurance	924	\$ 506,899	\$ 716,461	\$ 943,126	\$ 1,003,768	\$ 974,361	\$ 1,000,669	\$ 1,023,684	\$ 1,046,206	8
9	Injuries and Damages	925	\$ 10,889,202	\$ 11,106,246	\$ 14,441,911	\$ 17,060,108	\$ 19,390,923	\$ 11,107,974	\$ 11,363,457	\$ 11,613,453	9
10	Employee Pension and Benefits	926	\$ 14,374,949	\$ 19,127,040	\$ 13,429,393	\$ 712,418	\$ (19,583,877)	\$ 30,365,860	\$ 31,064,275	\$ 31,747,689	10
11	Miscellaneous General Expense	930.1	\$ (0)	\$ 787,094	\$ 475,840	\$ 1,008,029	\$ 1,297,598	\$ 1,328,377	\$ 1,358,930	\$ 1,388,827	11
12	Miscellaneous General Expense	930.2	\$ -	\$ -	\$ -	\$ -	\$ -	\$ 0	\$ 0	\$ 0	12
13	Labor		6,714,703	6,196,146	6,706,611	8,417,772	9,829,663	10,095,064	10,327,251	10,554,450	13
14	Materials and Expenses		(6,714,703)	(6,196,146)	(6,706,611)	(8,417,772)	(9,829,663)	(10,095,064)	(10,327,251)	(10,554,450)	14
15	Rents	931	\$ 2,727,489	\$ 2,113,787	\$ 1,661,754	\$ 967,010	\$ 1,158,362	\$ 1,158,362	\$ 1,158,362	\$ 1,158,362	15
16	Maintenance of General Plant	935									16
17	Labor		\$ 889,993	\$ 875,955	\$ 855,537	\$ 896,157	\$ 1,051,693	\$ 1,147,187	\$ 1,182,704	\$ 1,219,320	17
18	Labor Loading		431,751	457,007	501,846	510,674	533,079	574,714	575,438	576,184	18
19	Materials and Expenses		(7,303,672)	(2,645,579)	(2,011,500)	(2,109,684)	(1,901,306)	(1,936,157)	(1,980,689)	(2,024,264)	19
	Total		\$ 8,625,416	\$ 3,978,541	\$ 3,368,882	\$ 3,516,515	\$ 3,486,078	\$ 3,658,058	\$ 3,738,830	\$ 3,819,768	
20	Total System Allocable Expense		\$ 65,688,200	\$ 67,419,996	\$ 64,937,131	\$ 63,890,783	\$ 72,119,997	\$ 66,762,917	\$ 68,829,897	\$ 70,960,871	20
21	Labor Loading		25,184,251	27,637,512	29,529,148	28,805,569	27,491,115	19,723,121	19,760,431	19,798,896	21
22	Materials and Expenses		(70,527,224)	(65,349,307)	(62,195,708)	(56,671,283)	(51,685,438)	(94,158,567)	(96,297,572)	(98,390,635)	22
23	Total		\$ 161,399,675	\$ 160,406,814	\$ 156,661,988	\$ 149,367,635	\$ 151,296,549	\$ 180,644,606	\$ 184,887,900	\$ 189,150,401	23
24	Escalation and Labor Loading										24
25	Labor Loading		48.51%	52.17%	58.66%	56.98%	50.69%	9.08%	12.46%	15.94%	25
26	Materials & Expenses							50.07%	48.57%	47.11%	26
								2.70%	5.06%	7.37%	

[1] Company Records  
[2] Multiplied by the applicable escalation factor, except Acct. 931 Rents  
[3] Multiplied by the applicable escalation factor, except Acct. 931 Rents  
[4] Multiplied by the applicable escalation factor, except Acct. 931 Rents  
[5] Variable compensation (shown on Ch 18, Sh 5, Ln 8) is not subject to labor loading.

**SOUTHWEST GAS CORPORATION  
SYSTEM ALLOCABLE  
AFTER ALLOCATION TO SOUTHERN CALIFORNIA  
NOMINAL DOLLARS - 2019 THROUGH 2026**

Line No.	Description (a)	FERC (b)	Recorded 2019 (c)	Recorded 2020 (d)	Recorded 2021 (e)	Recorded 2022 (f)	Recorded 2023 (g)	Projected 2024 (h)	Projected 2025 (i)	Test Year 2026 (j)	Line No.
1	Administrative and General Salaries	920									
2	Labor		\$ 5,218,415	\$ 4,990,341	\$ 4,730,847	\$ 4,995,612	\$ 5,638,066	\$ 5,205,497	\$ 5,366,659	\$ 5,532,810	1
3	Labor Loading		\$ 1,993,401	\$ 2,038,349	\$ 2,142,951	\$ 2,243,847	\$ 2,138,663	\$ 1,519,102	\$ 1,522,004	\$ 1,524,997	2
4	Materials and Expenses		\$ (314,780)	\$ (294,661)	\$ (289,622)	\$ (319,551)	\$ (316,614)	\$ (325,163)	\$ (332,642)	\$ (339,960)	3
	Total		\$ 6,897,036	\$ 6,734,029	\$ 6,584,176	\$ 6,919,907	\$ 7,460,115	\$ 6,399,435	\$ 6,556,021	\$ 6,717,847	4
5	Office Supplies and Expenses	921	\$ 1,410,838	\$ 899,930	\$ 871,982	\$ 1,437,999	\$ 1,226,948	\$ 1,227,091	\$ 1,255,314	\$ 1,282,931	5
6	Administrative Expenses Transferred	922	\$ (801,795)	\$ (1,209,949)	\$ (1,423,122)	\$ (1,209,516)	\$ (1,352,761)	\$ (1,335,530)	\$ (1,366,247)	\$ (1,396,304)	6
7	Outside Services Employed	923	\$ 2,330,182	\$ 2,230,562	\$ 2,227,072	\$ 2,229,026	\$ 3,370,895	\$ 3,451,867	\$ 3,531,260	\$ 3,608,947	7
8	Property Insurance	924	\$ 35,533	\$ 49,300	\$ 67,607	\$ 73,521	\$ 72,074	\$ 74,020	\$ 75,722	\$ 77,388	8
9	Injuries and Damages	925	\$ 876,944	\$ 832,891	\$ 1,066,179	\$ 1,352,904	\$ 1,538,341	\$ 881,230	\$ 901,498	\$ 921,331	9
10	Employee Pension and Benefits	926	\$ 1,157,662	\$ 1,434,395	\$ 991,430	\$ 56,496	\$ (1,553,649)	\$ 2,409,017	\$ 2,464,424	\$ 2,518,641	10
11	Miscellaneous General Expense	930.1	\$ (0)	\$ 59,027	\$ 35,129	\$ 79,939	\$ 102,942	\$ 105,384	\$ 107,808	\$ 110,180	11
12	Miscellaneous General Expense	930.2	\$ 0	\$ 0	\$ 0	\$ 0	\$ 0	\$ 0	\$ 0	\$ 0	12
13	Labor		\$ 540,757	\$ 464,668	\$ 495,118	\$ 667,548	\$ 779,817	\$ 800,872	\$ 819,292	\$ 837,317	13
14	Materials and Expenses		\$ 540,757	\$ 464,668	\$ 495,118	\$ 667,548	\$ 779,817	\$ 800,872	\$ 819,292	\$ 837,317	14
15	Rents	931	\$ 219,654	\$ 158,519	\$ 122,680	\$ 76,686	\$ 91,896	\$ 91,896	\$ 91,896	\$ 91,896	15
16	Maintenance of General Plant	935									
17	Labor		\$ 71,674	\$ 65,691	\$ 63,160	\$ 71,067	\$ 83,434	\$ 91,010	\$ 93,828	\$ 96,732	16
18	Labor Loading		\$ 34,770	\$ 34,272	\$ 37,049	\$ 40,498	\$ 42,291	\$ 45,594	\$ 45,651	\$ 45,710	17
19	Materials and Expenses		\$ 588,189	\$ 198,400	\$ 148,500	\$ 167,303	\$ 150,836	\$ 153,601	\$ 157,134	\$ 160,591	18
	Total		\$ 694,633	\$ 298,363	\$ 248,709	\$ 278,867	\$ 276,561	\$ 290,205	\$ 296,613	\$ 303,034	19
20	Total System Allocable Expense		\$ 5,290,089	\$ 5,066,032	\$ 4,794,007	\$ 5,066,679	\$ 5,721,500	\$ 5,296,506	\$ 5,460,486	\$ 5,629,543	20
21	Labor		\$ 2,028,171	\$ 2,072,622	\$ 2,180,000	\$ 2,284,345	\$ 2,180,954	\$ 1,564,696	\$ 1,567,655	\$ 1,570,707	21
22	Materials and Expenses		\$ 6,043,183	\$ 4,833,082	\$ 4,312,953	\$ 4,612,354	\$ 4,110,726	\$ 7,534,285	\$ 7,705,460	\$ 7,872,958	22
	Total		\$ 13,361,444	\$ 11,951,735	\$ 11,286,961	\$ 11,963,377	\$ 12,013,180	\$ 14,395,487	\$ 14,733,601	\$ 15,073,208	23
24	Allocation Factors										
25	Factor I		8.67%	6.29%	5.92%	7.68%	7.65%	7.65%	7.65%	7.65%	24
26	Factor II		7.01%	6.88%	7.17%	7.32%	7.40%	7.40%	7.40%	7.40%	25
27	Factor III		9.28%	9.25%	9.25%	9.57%	9.62%	9.62%	9.62%	9.62%	26
28	Factor IV		2.25%	7.22%	7.19%	7.14%	7.06%	7.06%	7.06%	7.06%	27
	4-Factor		8.05%	7.50%	7.38%	7.93%	7.93%	7.93%	7.93%	7.93%	28
29	Account 922 Allocation		5.52%	7.98%	9.16%	7.19%	7.84%	7.54%	7.54%	7.54%	29

**SOUTHWEST GAS CORPORATION  
SYSTEM ALLOCABLE EXPENSES  
BEFORE ALLOCATION TO SOUTHERN CALIFORNIA  
REAL DOLLARS - 2019 THROUGH 2026**

Line No.	Description (a)	Account Number (b)	Recorded 2019 (c)	Recorded 2020 (d)	Recorded 2021 (e)	Recorded 2022 (f)	Recorded 2023 (g)	Projected 2024 (h)	Projected 2025 (i)	Test Year 2026 (j)	Line No.
								Projected	Projected	Projected	
1	Administrative and General Salaries [3]	920									
2	Labor		\$ 77,228,803	\$ 78,343,121	\$ 72,058,831	\$ 65,587,698	\$ 71,068,304	\$ 60,153,768	\$ 60,153,768	\$ 60,153,768	1
3	Labor Loading [2]		29,500,909	31,999,944	32,640,784	29,459,608	26,958,036	17,554,462	17,059,830	16,580,053	2
4	Materials and Expenses		(4,658,519)	(4,625,874)	(4,411,433)	(4,195,408)	(3,990,950)	(3,990,950)	(3,990,950)	(3,990,950)	3
4	Total		\$ 102,071,193	\$ 105,717,191	\$ 100,288,181	\$ 90,851,899	\$ 94,035,390	\$ 73,717,280	\$ 73,222,649	\$ 72,742,871	4
5	Office Supplies and Expenses	921	\$ 20,879,388	\$ 14,127,958	\$ 13,281,765	\$ 18,879,577	\$ 15,485,779	\$ 15,060,937	\$ 15,060,937	\$ 15,060,937	5
6	Administrative Expenses Transferred	922	\$ (17,322,207)	\$ (17,845,261)	\$ (17,462,735)	\$ (17,511,457)	\$ (17,248,149)	\$ (17,248,149)	\$ (17,248,149)	\$ (17,248,149)	6
7	Outside Services Employed	923	\$ 34,485,019	\$ 35,017,491	\$ 33,922,086	\$ 29,265,023	\$ 42,490,421	\$ 42,367,162	\$ 42,367,162	\$ 42,367,162	7
8	Property Insurance	924	\$ 604,141	\$ 843,498	\$ 1,060,531	\$ 1,045,086	\$ 974,361	\$ 974,361	\$ 974,361	\$ 974,361	8
9	Injuries and Damages	925	\$ 12,978,137	\$ 13,075,520	\$ 16,239,721	\$ 17,762,360	\$ 19,390,923	\$ 10,815,943	\$ 10,815,943	\$ 10,815,943	9
10	Employee Pension and Benefits	926	\$ 17,132,574	\$ 22,518,500	\$ 15,101,159	\$ 741,743	\$ (19,583,877)	\$ 29,567,536	\$ 29,567,536	\$ 29,567,536	10
11	Miscellaneous General Expense	930.1	\$ (0)	\$ 926,655	\$ 535,076	\$ 1,049,523	\$ 1,297,598	\$ 1,293,454	\$ 1,293,454	\$ 1,293,454	11
12	Miscellaneous General Expense	930.2	\$ -	\$ -	\$ -	\$ -	\$ -	\$ -	\$ -	\$ -	12
13	Labor		8,002,822	7,294,799	7,541,488	8,764,276	9,829,663	9,829,663	9,829,663	9,829,663	13
14	Materials and Expenses		8,002,822	7,294,799	7,541,488	8,764,276	9,829,663	9,829,663	9,829,663	9,829,663	14
15	Rents	931	\$ 3,250,719	\$ 2,488,587	\$ 1,868,618	\$ 1,006,815	\$ 1,158,362	\$ 1,158,362	\$ 1,158,362	\$ 1,158,362	15
16	Maintenance of General Plant	935	\$ 1,060,725	\$ 1,031,273	\$ 962,039	\$ 933,046	\$ 1,051,693	\$ 1,051,693	\$ 1,051,693	\$ 1,051,693	16
17	Labor Loading		514,576	538,040	564,318	531,695	533,079	526,874	511,695	496,972	17
18	Materials and Expenses		8,704,776	3,114,673	2,261,902	2,196,525	1,901,306	1,885,255	1,885,255	1,885,255	18
19	Total		\$ 10,280,076	\$ 4,683,985	\$ 3,788,259	\$ 3,661,267	\$ 3,486,078	\$ 3,463,823	\$ 3,448,644	\$ 3,433,921	19
20	Total System Allocable Expense		\$ 78,289,528	\$ 79,374,393	\$ 73,020,869	\$ 66,520,744	\$ 72,119,997	\$ 61,205,461	\$ 61,205,461	\$ 61,205,461	20
21	Labor Loading		30,015,484	32,537,984	33,205,102	29,991,303	27,491,115	18,081,336	17,571,526	17,077,025	21
22	Materials and Expenses		84,056,849	76,936,547	69,938,179	59,004,065	51,685,438	91,713,576	91,713,576	91,713,576	22
23	Total		\$ 192,351,861	\$ 188,848,924	\$ 176,164,150	\$ 155,516,113	\$ 151,296,549	\$ 171,000,374	\$ 170,490,563	\$ 169,996,063	23
24	Escalation and Labor Loading										24
25	Labor Loading		48.51%	52.17%	58.66%	56.98%	50.69%	9.08%	12.46%	15.94%	24
26	Materials & Expenses							50.07%	48.57%	47.11%	25
26	Materials & Expenses							2.70%	5.06%	7.37%	26
27	Constant Dollar Factor		0.8390	0.8494	0.8893	0.9605	1.0000				27

[1] Ch 8A, Sh 3 multiplied by the corresponding constant dollar factor for the year (calculated in Ch 7, Sh. 3)

[2] Labor Loading equals Labor multiplied by the labor loading rate on Ln 25.

**SOUTHWEST GAS CORPORATION  
SYSTEM ALLOCABLE EXPENSES  
AFTER ALLOCATION TO SOUTHERN CALIFORNIA  
REAL DOLLARS - 2019 THROUGH 2026**

Line No.	Description (a)	Account Number (b)	Recorded 2019 (c)	Recorded 2020 (d)	Recorded 2021 (e)	Recorded 2022 (f)	Recorded 2023 (g)	Projected 2024 (h)	Projected 2025 (i)	Test Year 2026 (j)	Line No.
1	Administrative and General Salaries [3]	920									
2	Labor		\$ 6,219,492	\$ 5,875,190	\$ 5,319,769	\$ 5,201,248	\$ 5,638,066	\$ 4,772,182	\$ 4,772,182	\$ 4,772,182	1
3	Labor Loading [2]		2,375,806	2,399,774	2,409,718	2,336,211	2,138,663	1,392,649	1,353,409	1,315,346	2
4	Materials and Expenses		(375,166)	(346,908)	(325,676)	(332,705)	(316,614)	(316,614)	(316,614)	(316,614)	3
5	Total		\$ 8,220,132	\$ 7,928,056	\$ 7,403,811	\$ 7,204,754	\$ 7,460,115	\$ 5,848,217	\$ 5,808,977	\$ 5,770,914	4
6	Office Supplies and Expenses	921	\$ 1,681,486	\$ 1,059,499	\$ 980,531	\$ 1,497,192	\$ 1,226,948	\$ 1,194,830	\$ 1,194,830	\$ 1,194,830	5
7	Administrative Expenses Transferred	922	\$ (955,608)	\$ (1,424,488)	\$ (1,600,280)	\$ (1,259,304)	\$ (1,352,761)	\$ (1,300,418)	\$ (1,300,418)	\$ (1,300,418)	6
8	Outside Services Employed	923	\$ 2,777,193	\$ 2,626,069	\$ 2,504,310	\$ 2,320,780	\$ 3,370,895	\$ 3,361,117	\$ 3,361,117	\$ 3,361,117	7
9	Property Insurance	924	\$ 42,350	\$ 58,041	\$ 76,024	\$ 76,548	\$ 72,074	\$ 72,074	\$ 72,074	\$ 72,074	8
10	Injuries and Damages	925	\$ 1,045,172	\$ 980,573	\$ 1,198,903	\$ 1,408,594	\$ 1,538,341	\$ 858,062	\$ 858,062	\$ 858,062	9
11	Employee Pension and Benefits	926	\$ 1,379,743	\$ 1,688,731	\$ 1,114,849	\$ 58,822	\$ (1,553,649)	\$ 2,345,683	\$ 2,345,683	\$ 2,345,683	10
12	Miscellaneous General Expense	930.1	\$ (0)	\$ 69,493	\$ 39,502	\$ 83,229	\$ 102,942	\$ 102,614	\$ 102,614	\$ 102,614	11
13	Miscellaneous General Expense	930.2	\$ 0	\$ 0	\$ 0	\$ 0	\$ 0	\$ 0	\$ 0	\$ 0	12
14	Materials and Expenses		\$ 644,494	\$ 547,059	\$ 556,753	\$ 695,026	\$ 779,817	\$ 779,817	\$ 779,817	\$ 779,817	13
15	Total		\$ 644,494	\$ 547,059	\$ 556,753	\$ 695,026	\$ 779,817	\$ 779,817	\$ 779,817	\$ 779,817	14
16	Rents	931	\$ 261,791	\$ 186,627	\$ 137,951	\$ 79,843	\$ 91,896	\$ 91,896	\$ 91,896	\$ 91,896	15
17	Maintenance of General Plant	935									
18	Labor		\$ 85,424	\$ 77,338	\$ 71,023	\$ 73,993	\$ 83,434	\$ 83,434	\$ 83,434	\$ 83,434	16
19	Labor Loading		41,440	40,349	41,661	42,165	42,291	41,799	40,594	39,426	17
20	Materials and Expenses		701,024	233,579	166,986	174,189	150,836	149,563	149,563	149,563	18
21	Total		\$ 827,889	\$ 351,266	\$ 279,670	\$ 290,346	\$ 276,561	\$ 274,796	\$ 273,591	\$ 272,423	19
22	Total System Allocable Expense		\$ 6,304,916	\$ 5,952,529	\$ 5,390,792	\$ 5,275,240	\$ 5,721,500	\$ 4,855,616	\$ 4,855,616	\$ 4,855,616	20
23	Labor		2,417,247	2,440,123	2,451,379	2,378,376	2,180,954	1,434,448	1,394,003	1,354,773	21
24	Labor Loading		7,202,481	5,678,274	4,849,854	4,802,214	4,110,726	7,338,623	7,338,623	7,338,623	22
25	Materials and Expenses		\$ 15,924,643	\$ 14,070,925	\$ 12,692,025	\$ 12,455,831	\$ 12,013,180	\$ 13,628,687	\$ 13,588,243	\$ 13,549,012	23
26	Total		\$ 23,539,134	\$ 22,189,322	\$ 20,283,671	\$ 20,036,361	\$ 21,852,406	\$ 22,401,758	\$ 22,271,463	\$ 22,242,311	24
27	Allocation Factors										
28	Factor I		8.67%	6.29%	5.92%	7.68%	7.65%	7.65%	7.65%	7.65%	24
29	Factor II		7.01%	6.88%	7.17%	7.32%	7.40%	7.40%	7.40%	7.40%	25
30	Factor III		9.28%	9.60%	9.25%	9.57%	9.62%	9.62%	9.62%	9.62%	26
31	Factor IV		7.25%	7.22%	7.19%	7.14%	7.06%	7.06%	7.06%	7.06%	27
32	4-Factor		8.05%	7.50%	7.38%	7.93%	7.93%	7.93%	7.93%	7.93%	28
33	Account 922 Allocation		5.52%	7.98%	9.16%	7.19%	7.84%	7.54%	7.54%	7.54%	29



## **CHAPTER 8B**

### **Rate Base**

**Company Witness:**

**Randi L. Cunningham**

**SOUTHWEST GAS CORPORATION  
SYSTEM ALLOCABLE  
RATE BASE  
CHAPTER 8, TAB B**

Chapter 8, Tab B, Sheet 4 contains the computations of the allocation of System Allocable Rate Base to Southern California (SCA) for the historical years 2019 through 2023 (historical period), and projections for years 2024, 2025 and test year 2026.

System Allocable Gas Plant in Service (GPIS) and Accumulated Depreciation and Amortization (AD&A) and Materials and Supplies (M&S) are allocated to SCA based on the use of the 4-Factor Allocation percentage as shown in Chapter 8, Tab C, Sheet 2.

The System Allocable GPIS and AD&A amounts are shown by FERC account. They are also reported by plant functions (Intangible and General). GPIS is compiled to report a beginning balance, additions, retirements/transfers, and an ending balance. AD&A is also compiled to report a beginning balance, the provision for depreciation expense, retirements, transfers/costs of removal/net salvage value, and an ending balance.

System Allocable GPIS and AD&A are computed by using actual, recorded amounts for the years 2019 through 2023.

The projected year 2024 GPIS computation begins with the recorded year-end 2023 GPIS balance and adds the projected additions through December 2024. The projected year 2024 intangible plant account 303 projection is estimated on a project basis. Software projects that are expected to close by December 2024 were used in the projection. A detailed listing of projects expected to close is shown on Chapter 8B Workpaper Sheet 24. The 2024 general plant projection is based on budgeted amounts shown on Chapter 8B Workpaper Sheet 19. Overheads are not applied to general plant. Retirements for the projected year 2024 are based on the five-year average of the historical period as shown on Chapter 8 Workpapers Sheet 10, with the following exceptions:

- **Account 390.1** retirements is projected based on a two-year average, since the large retirements recorded in 2019 and 2020 are primarily related to the sale of Southwest Gas' old headquarters building and non-recurring.
- **Account 390.2:** the remaining balance was retired in 2024 since there are no projected additions contemplated.
- **Accounts 392.12 and 397.2:** set to \$0 since there is no gas plant in service remaining as of the end of 2023.

Chapter 8, Tab B also contains the calculation of the average of the sum of the year-end 2023 and the year-end 2024 GPIS balances to determine the average 2024 balance of System Allocable GPIS used for SCA. This average is carried forward to Chapter 17 to determine the average rate base for 2024.

Chapter 17 also contains the calculation of the simple average of the sum of the year-end 2023 and the year-end 2024 GPIS balances to determine the average 2024 balance of System Allocable GPIS used for SCA.

The projected 2024 AD&A computation begins with the year-end 2023 AD&A balance. An annualized depreciation and amortization provision for 2024, utilizing the half-year convention for forecasted 2024 additions, is added to that balance, with the exception of Account 303. The Account 303 amortization provision is based on the calculations shown in the Chapter 8B Workpapers, Sheet 24. The 2024 forecasted retirements are the same as the retirements explained above for GPIS. There are no removal costs projected for 2024. 2024 salvage values were based on the historical period five-year average of System Allocable plant salvage with the exception of Account 398, which was adjusted to zero in 2024. The calculations can be found in the Chapter 8B Workpapers at Sheets 13 and 16.

Chapter 8, Tab B, also contains the calculation of the average of the sum of the year-end 2011 and year-end 2024 AD&A balances to determine the average 2024 AD&A balance of System Allocable AD&A used for SCA. This average is carried forward to Chapter 17 to determine the average rate base for 2024.

Chapter 17 also contains the calculation of the simple average of the sum of the year-end 2023 and year-end 2024 AD&A balances to determine the average 2024 balance of System Allocable AD&A used for SCA.

The projected year 2025 GPIS computation begins with the year-end 2024 GPIS balance and adds the projected intangible plant for 2025, as summarized in the Chapter 8B Workpapers at Sheet 24. The 2025 general plant projection is based on budgeted amounts shown on Chapter 8B Workpaper Sheet 19. 2025 retirements are based on the computation of retirements for 2024, apart from removing retirements for Account 390.2 since there is no remaining balance to retire, as detailed in the Chapter 8B Workpapers at Sheet 11.

Chapter 17 contains the calculation of the simple average of the sum of the year-end 2024 and year-end 2025 GPIS balances to determine the average 2025 balance of System Allocable GPIS used for SCA.

The projected 2025 AD&A computation begins with the year-end 2024 AD&A balance. An annualized depreciation and amortization provision for 2025, utilizing the half-year convention for forecasted 2025 additions, is added to that balance, with the exception of Intangible Plant. The Account 303 amortization

provision is based on the calculations shown in the Chapter 8B Workpapers at Sheet 24. The 2025 forecasted retirements are the same as the retirements explained above for GPIS. There are no removal costs projected for 2025. 2025 salvage values are unchanged from the salvage values calculated for 2024. The calculations can be found in the Chapter 8B Workpapers at Sheets 14 and 17.

Chapter 17 contains the calculation of the simple average of the sum of the year-end 2024 and the year-end 2025 AD&A balances to determine the average 2025 balance of System Allocable AD&A used for SCA.

The projected test year 2026 GPIS computation begins with the year-end 2025 GPIS balance and adds the projected additions for Intangible Plant for 2026, as summarized in the Chapter 8B Workpapers at Sheet 24. The 2026 general plant projection is based on budgeted amounts shown on Chapter 8B Workpaper Sheet 19. The 2026 retirements are unchanged from the amounts calculated for 2025.

Chapter 17 contains the calculation of the simple average of the sum of the year-end 2025 and year-end 2026 GPIS balances to determine the average 2026 balance of System Allocable GPIS used for SCA in the test year.

The 2026 AD&A computation begins with the year-end 2025 AD&A balance. An annualized depreciation and amortization provision for 2026, utilizing the half-year convention for forecasted 2026 additions, is added to that balance, except for Account 303. The Account 303 amortization provision is based on the calculations shown in the Chapter 8B Workpapers at Sheet 24. The 2026 forecasted retirements are the same as the retirements explained above for GPIS. There are no removal costs projected for 2026. 2026 salvage values are unchanged from the salvage values calculated for 2025. The calculations can be found in the Chapter 8B Workpapers at Sheets 15 and 18.

Chapter 17 contains the calculation of the simple average of the sum of the year-end 2025 and year-end 2026 AD&A balances to determine the average 2026 balance of System Allocable AD&A used for SCA in the test year.

System Allocable deferred taxes are computed in Chapter 16 of this filing.

Amortization expense for 2024, 2025 and 2026 is based on the amortization of individual projects that generally have a useful life of three to fifteen years. The calculation of amortization expense is computed in Chapter 8B, Sheet 24. The system allocable depreciation expense for years 2024, 2025 and 2026 are calculated using rates effective January 1, 2026. System Allocable amortization and depreciation expense are subject to the 4-factor allocation contained in Chapter 8C, Sheet 2 for the SCA rate jurisdiction.

**SOUTHWEST GAS CORPORATION  
SYSTEM ALLOCABLE  
AVERAGE RATE BASE AFTER ALLOCATION TO SOUTHERN CALIFORNIA  
2019 THROUGH 2026**

Line No.	Description (a)	Recorded					Projected 2024 (g)	Projected 2025 (h)	Test Year 2026 (i)	Line No.
		2019 (b)	2020 (c)	2021 (d)	2022 (e)	2023 (f)				
1	Gas Plant in Service	\$ 27,205,216	\$ 29,230,491	\$ 34,161,815	\$ 38,516,372	\$ 38,637,359	\$ 40,101,901	\$ 45,933,032	\$ 53,924,218	1
	<u>Less:</u>									
2	Accumulated Provision for Depr. and Amort.	\$ 18,352,543	\$ 19,114,442	\$ 19,711,107	\$ 21,394,434	\$ 23,392,954	\$ 25,203,687	\$ 27,402,343	\$ 30,607,156	2
3	Deferred Taxes	1,955,478	1,921,922	2,089,442	2,720,765	3,335,864	3,476,579	3,399,277	3,516,840	3
4	Excess Deferred Taxes	686,422	686,422	608,957	454,030	211,091	22,808	0	0	4
5	Total Rate Base Deductions	\$ 20,994,444	\$ 21,722,787	\$ 22,409,506	\$ 24,569,229	\$ 26,939,909	\$ 28,703,074	\$ 30,801,621	\$ 34,123,995	5
6	Materials & Supplies	\$ (6,386)	\$ (3,416)	\$ (3,826)	\$ (6,020)	\$ (6,017)	\$ (3,722)	\$ (3,722)	\$ (3,722)	6
7	Total System Alloc Rate Base	\$ 6,204,387	\$ 7,504,288	\$ 11,748,483	\$ 13,941,123	\$ 11,691,433	\$ 11,395,106	\$ 15,127,689	\$ 19,796,500	7

**SOUTHWEST GAS CORPORATION  
SYSTEM ALLOCABLE  
MATERIALS AND SUPPLIES ACCOUNTS 154, 155 AND 16:  
2019 THROUGH 2026**

Line No.	Description	13-Month Balances [1]						Line No.
		2019 (b)	2020 (c)	2021 (d)	2022 (e)	2023 (f)		
	(a)							
	[1]							
1	December	\$ (75,491)	\$ (77,230)	\$ (24,000)	\$ (76,057)	\$ (75,847)	1	
2	January	(75,491)	(76,500)	(24,000)	(76,057)	(75,847)	2	
3	February	(84,285)	(76,500)	(24,072)	(76,057)	(75,847)	3	
4	March	(84,285)	(76,246)	(24,073)	(76,057)	(75,847)	4	
5	April	(81,904)	(73,397)	(24,068)	(75,847)	(75,847)	5	
6	May	(81,247)	(36,528)	(21,084)	(75,847)	(75,847)	6	
7	June	(81,124)	(35,357)	(76,057)	(75,847)	(75,847)	7	
8	July	(81,014)	(20,975)	(76,057)	(75,847)	(75,847)	8	
9	August	(76,658)	(23,709)	(76,057)	(75,847)	(75,847)	9	
10	September	(76,573)	(23,737)	(76,057)	(75,847)	(75,847)	10	
11	October	(77,779)	(24,000)	(76,057)	(75,847)	(75,847)	11	
12	November	(77,709)	(24,000)	(76,057)	(75,847)	(75,847)	12	
13	December	(77,230)	(24,000)	(76,057)	(75,847)	(75,847)	13	
14	13-Month Total	\$ (1,030,790)	\$ (592,178)	\$ (673,698)	\$ (986,850)	\$ (986,007)	14	
15	13-Month Average	\$ (79,292)	\$ (45,552)	\$ (51,823)	\$ (75,912)	\$ (75,847)	15	
16	SCA 4-Factor	8.05%	7.50%	7.38%	7.93%	7.93%	16	
17	SCA Allocation	\$ (6,386)	\$ (3,416)	\$ (3,826)	\$ (6,020)	\$ (6,017)	17	
18					5 Year Average \$	(46,918)	18	
19					SCA 4-Factor	7.93%	19	
20					SCA Allocation \$	(3,722)	20	
						Ch 8B, Sh 4(g)		

[1] Company Records

**SOUTHWEST GAS CORPORATION  
SYSTEM ALLOCABLE  
GAS PLANT AND ACCUMULATED PROVISION FOR DEPRECIATION PER BOOK:  
2019**

Line No.	Description (a)	Plant Account (b)	Gas Plant in Service at 12/31/2018 (c) Co. Records	Net Additions (d) Co. Records	Retirements (e) Co. Records	Transfers & Adjustments (f) Co. Records	Gas Plant in Service at 12/31/2019 (g) (c)+(d)-(e)+(f)	Annual Depr. Rate (h) D:14-06-028	Accumulated Depreciation 12/31/2018 (i) Co. Records	Provision (j) Co. Records	Retirements (k) Co. Records	Removal Cost (l) Co. Records	Salvage (m) Co. Records	Transfers & Adjustments (n) Co. Records	Accumulated Provision for Depreciation 12/31/2019 (o) (i)+(j)-(k)-(l)-(m)+(n)	Line No.
1	Intangible Plant	301	\$ 61,816	\$ -	\$ -	\$ -	\$ 61,816	0.00%	\$ -	\$ -	\$ -	\$ -	\$ -	\$ -	\$ -	1
2	Miscellaneous Intangible Plant	303	236,067,006	15,141,148	-	-	251,208,153	Various	192,556,661	13,071,437	-	-	-	-	205,628,098	2
3	Total Intangible Plant		236,128,822	15,141,148	-	-	251,269,970		192,556,661	13,071,437	-	-	-	-	205,628,098	3
4	General Plant	389	\$ 4,216,706	\$ 2,007,241	\$ -	\$ -	\$ 6,223,947	0.00%	\$ -	\$ -	\$ -	\$ -	\$ -	\$ -	\$ -	4
5	Land & Land Rights	390.1	35,012,566	11,537,865	498,385	-	46,052,046	2.58%	8,308,578	997,479	498,385	96,848	-	-	8,710,824	5
6	Structures & Improvements/Owned	390.2	2,504,821	6,833	-	-	2,511,654	Various	1,563,339	240,290	-	-	-	-	1,803,629	6
7	Structures & Improvements/Leasehold	391	8,353,663	94,237	218,068	-	8,229,832	6.89%	4,904,820	563,542	218,068	-	34,000	-	5,274,295	7
8	Computer Software & Hardware	391.1	15,426,775	3,130,892	1,850,410	-	16,707,257	20.44%	5,960,308	3,322,148	1,850,410	-	-	-	7,432,047	8
9	Transportation Equip/Light Vehicles	392.11	3,379,066	394,736	585,575	36,895	3,225,123	14.14%	956,550	327,583	585,575	236	176,121	8,162	882,605	9
10	Transportation Equip/Heavy Vehicles	392.12	-	-	-	66,922	66,922	9.73%	-	3,346	-	-	-	65,338	68,685	10
11	Transportation Equip/Aircraft	392.21	8,221,361	-	-	-	8,221,361	4.01%	2,463,965	328,854	-	-	-	-	2,792,820	11
12	Stores Equipment	393	63,037	-	-	-	63,037	4.01%	25,961	4,205	-	-	-	-	30,165	12
13	Tool, Shop, & Garage Equipment	394	1,106,311	182,370	9,686	(3,232)	1,275,763	6.78%	338,142	77,836	9,686	-	(1,522)	-	404,770	13
14	Laboratory Equipment	395	1,112,929	225,797	-	-	1,338,726	6.07%	347,241	60,979	-	-	-	-	408,220	14
15	Power Operated Equipment	396	11,760	24,844	44,694	44,694	36,604	5.72%	(3,552)	902	44,694	-	-	30,391	(16,953)	15
16	Communication Equipment	397	6,030,337	2,019,941	53,733	-	7,995,545	6.66%	3,069,227	432,872	53,733	-	-	-	3,466,366	16
17	Communication Equipment/Telemetry	397.2	2,241	-	-	-	2,241	17.26%	18,569	-	-	-	-	-	18,942	17
18	Miscellaneous Equipment	398	1,260,866	2,081,012	26,454	-	3,315,425	7.47%	401,437	122,595	26,454	-	238	-	497,815	18
19	Total General Plant		86,702,439	21,705,770	3,287,005	145,279	105,266,483		28,374,585	6,473,006	3,287,005	97,084	210,359	102,370	31,776,231	19
20	Total System Allocable Plant		322,831,261	36,846,918	3,287,005	145,279	356,536,453		220,931,246	19,544,444	3,287,005	97,084	210,359	102,370	237,404,329	20
21	SCA 4-Factor Allocation			7.96%											8.05%	21
22	SCA Allocated Total Balance						28,713,064		17,586,127						19,118,959	22
23	SCA Average Total Balance						27,205,216								18,352,543	23

**SOUTHWEST GAS CORPORATION  
SYSTEM ALLOCABLE  
GAS PLANT AND ACCUMULATED PROVISION FOR DEPRECIATION PER BOOK:  
2020**

Line No.	Description (a)	Plant Account (b)	Gas Plant in Service at 12/31/2019 (c)	Net Additions (d)	Retirements (e)	Transfers & Adjustments (f)	Gas Plant in Service at 12/31/2020 (g)	Annual Depr. Rate (h)	Accumulated Depreciation 12/31/2019 (i)	Provision (j)	Retirements (k)	Removal Cost (l)	Salvage (m)	Transfers & Adjustments (n)	Accumulated Provision for Depreciation 12/31/2020 (o)	Line No.
			Co. Records	Co. Records	Co. Records	Co. Records	(g)-(h)-(e)+(f)	D:14-06-028	Co. Records	Co. Records	Co. Records	Co. Records	Co. Records	Co. Records	(i)-(j)-(k)-(l)-(m)-(n)	
1	Intangible Plant	301	\$ 61,816	\$ -	\$ -	\$ -	\$ 61,816	0.00%	\$ -	\$ -	\$ -	\$ -	\$ -	\$ -	\$ -	1
2	Miscellaneous Intangible Plant	303	\$ 251,269,970	\$ 14,583,704	\$ -	\$ -	\$ 265,791,858	Various	\$ 205,628,098	\$ 13,654,023	\$ -	\$ -	\$ -	\$ -	\$ 219,282,121	2
3	Total Intangible Plant		\$ 313,085,966	\$ 14,583,704	\$ -	\$ -	\$ 327,669,674		\$ 205,628,098	\$ 13,654,023	\$ -	\$ -	\$ -	\$ -	\$ 219,282,121	3
4	General Plant	389	\$ 6,223,947	\$ -	\$ -	\$ -	\$ 6,223,947	0.00%	\$ -	\$ -	\$ -	\$ -	\$ -	\$ -	\$ -	4
5	Land & Land Rights	390.1	\$ 46,052,046	\$ 13,710,590	\$ 1,028,330	\$ -	\$ 62,734,306	2.58%	\$ 8,710,824	\$ 1,779,290	\$ 1,028,330	\$ 201,185	\$ -	\$ -	\$ 8,660,600	5
6	Structures & Improvements/Owned	390.2	\$ 2,511,654	\$ 174,664	\$ 338,710	\$ -	\$ 2,947,609	Various	\$ 1,803,629	\$ 236,030	\$ 338,710	\$ 43,946	\$ -	\$ -	\$ 1,657,004	6
7	Structures & Improvements/Leasehold	391	\$ 8,229,832	\$ 3,467,413	\$ 146,298	\$ -	\$ 11,550,946	6.89%	\$ 5,274,295	\$ 662,821	\$ 146,298	\$ -	\$ -	\$ -	\$ 5,790,817	7
8	Computer Software & Hardware	391.1	\$ 16,707,257	\$ 9,716,547	\$ 1,520,345	\$ -	\$ 24,903,459	20.44%	\$ 7,432,047	\$ 4,023,382	\$ 1,520,345	\$ -	\$ -	\$ -	\$ 9,935,084	8
9	Transportation Equip/Light Vehicles	392.11	\$ 3,225,123	\$ 132,477	\$ 271,760	\$ -	\$ 3,685,840	14.14%	\$ 882,605	\$ 323,880	\$ 271,760	\$ -	\$ -	\$ -	\$ 1,033,568	9
10	Transportation Equip/Heavy Vehicles	392.12	\$ 66,922	\$ -	\$ -	\$ -	\$ 66,922	9.73%	\$ 68,685	\$ 4,015	\$ -	\$ -	\$ -	\$ -	\$ 72,700	10
11	Transportation Equip/Aircraft	392.21	\$ 8,221,361	\$ -	\$ -	\$ -	\$ 8,221,361	4.01%	\$ 2,792,820	\$ 328,854	\$ -	\$ -	\$ -	\$ -	\$ 3,121,674	11
12	Stores Equipment	393	\$ 63,037	\$ -	\$ -	\$ -	\$ 63,037	6.79%	\$ 30,165	\$ 4,205	\$ -	\$ -	\$ -	\$ -	\$ 34,370	12
13	Tool, Shop, & Garage Equipment	394	\$ 1,275,763	\$ 63,800	\$ 26,730	\$ -	\$ 1,312,833	6.78%	\$ 404,770	\$ 84,690	\$ 26,730	\$ -	\$ -	\$ -	\$ 462,729	13
14	Laboratory Equipment	395	\$ 1,338,726	\$ 123,218	\$ -	\$ -	\$ 1,461,944	5.07%	\$ 408,230	\$ 67,450	\$ -	\$ -	\$ -	\$ -	\$ 475,670	14
15	Power Operated Equipment	396	\$ 36,604	\$ 222,839	\$ -	\$ -	\$ 259,442	5.72%	\$ (16,553)	\$ 7,340	\$ -	\$ -	\$ -	\$ -	\$ (9,613)	15
16	Communication Equipment	397	\$ 7,966,945	\$ 179,430	\$ 417,383	\$ -	\$ 7,756,592	6.66%	\$ 3,468,366	\$ 520,160	\$ 417,383	\$ -	\$ -	\$ -	\$ 3,571,143	16
17	Communication Equipment/Telemetry	397.2	\$ 2,241	\$ -	\$ 2,241	\$ -	\$ 2,241	17.26%	\$ 18,942	\$ 342	\$ 2,241	\$ -	\$ -	\$ -	\$ 17,044	17
18	Miscellaneous Equipment	398	\$ 3,315,425	\$ 1,552,749	\$ 36,478	\$ -	\$ 4,831,696	7.47%	\$ 497,815	\$ 256,342	\$ 36,478	\$ -	\$ -	\$ -	\$ 777,679	18
19	Total General Plant		\$ 105,266,483	\$ 29,543,727	\$ 3,786,276	\$ -	\$ 130,821,935		\$ 31,776,231	\$ 7,698,801	\$ 3,786,276	\$ 245,130	\$ -	\$ -	\$ 35,540,469	19
20	Total System Allocable Plant		\$ 366,536,453	\$ 43,927,492	\$ 3,786,276	\$ -	\$ 396,875,609		\$ 237,404,329	\$ 21,362,824	\$ 3,786,276	\$ 245,130	\$ -	\$ -	\$ 254,822,590	20
21	SCA 4-Factor Allocation		\$ -	\$ -	\$ -	\$ -	\$ -	8.05%	\$ -	\$ -	\$ -	\$ -	\$ -	\$ -	\$ -	21
22	SCA Allocated Total Balance		\$ 28,713,064	\$ -	\$ -	\$ -	\$ 28,713,064		\$ 19,118,859	\$ -	\$ -	\$ -	\$ -	\$ -	\$ 19,109,926	22
23	SCA Average Total Balance		\$ -	\$ -	\$ -	\$ -	\$ -		\$ -	\$ -	\$ -	\$ -	\$ -	\$ -	\$ 19,114,442	23



**SOUTHWEST GAS CORPORATION  
SYSTEM ALLOCABLE  
GAS PLANT AND ACCUMULATED DEPRECIATION PER BOOK  
2021**

Line No.	Description (a)	Plant Account (b)	Gas Plant in Service at 12/31/2020 (c) Co. Records	Net Additions (d) Co. Records	Retirements (e) Co. Records	Transfers & Adjustments (f) Co. Records	Gas Plant in Service at 12/31/2021 (g) (c)+(d)-(e)+(f)	Annual Depr. Rate (h) D.21-03-052	Accumulated Provision for Depreciation 12/31/2020 (i) Co. Records	Provision (j) Co. Records	Retirements (k) Co. Records	Removal Cost (l) Co. Records	Salvage (m) Co. Records	Transfers & Adjustments (n) Co. Records	Accumulated Provision for Depreciation 12/31/2021 (o) (i)+(j)-(k)-(l)-(m)-(n)	Line No.
1	Intangible - Organization	301	\$ 61,816	\$ -	\$ -	\$ -	\$ 61,816	n/a	\$ -	\$ -	\$ -	\$ -	\$ -	\$ -	\$ -	1
2	Miscellaneous Intangible Plant	303	\$ 265,791,858	\$ 109,489,397	\$ -	\$ -	\$ 375,281,255	n/a	\$ 219,282,121	\$ 17,645,263	\$ -	\$ -	\$ -	\$ -	\$ 236,927,384	2
3	Total Intangible Plant		\$ 265,853,674	\$ 109,489,397	\$ -	\$ -	\$ 375,343,071		\$ 219,282,121	\$ 17,645,263	\$ -	\$ -	\$ -	\$ -	\$ 236,927,384	3
4	General Plant															
5	Land & Land Rights	389	\$ 6,223,947	\$ 2,030,324	\$ -	\$ -	\$ 8,254,272	n/a	\$ -	\$ -	\$ -	\$ -	\$ -	\$ -	\$ -	4
6	Structures & Improvements/Owned	390.1	\$ 58,734,306	\$ 18,123,218	\$ 8,020	\$ (1,500,000)	\$ 75,349,534	2.25%	\$ 8,660,600	\$ 1,481,376	\$ 8,020	\$ -	\$ -	\$ -	\$ 10,133,956	5
7	Office Furniture & Fixtures	391	\$ 1,550,946	\$ 1,852,936	\$ 554,377	\$ -	\$ 1,793,232	12.31%	\$ 1,657,004	\$ 517,875	\$ 554,377	\$ -	\$ -	\$ -	\$ 1,620,502	6
8	Computer Software & Hardware	391.1	\$ 24,903,459	\$ 1,569,846	\$ 1,382,849	\$ -	\$ 12,021,034	6.67%	\$ 5,790,817	\$ 793,725	\$ 1,382,849	\$ -	\$ 98,000	\$ -	\$ 5,299,693	7
9	Transportation Equip/Light Vehicles	392.11	\$ 3,085,840	\$ 160,763	\$ 4,387,450	\$ -	\$ 22,085,855	19.80%	\$ 9,935,084	\$ 4,694,042	\$ 4,387,450	\$ -	\$ -	\$ -	\$ 10,241,676	8
10	Transportation Equip/Heavy Vehicles	392.12	\$ 66,922	\$ -	\$ 71,888	\$ -	\$ 2,997,058	10.13%	\$ 1,033,568	\$ 314,698	\$ 71,888	\$ -	\$ 40,950	\$ (22,420)	\$ 1,294,608	9
11	Transportation Equip/Aircraft	392.21	\$ 8,221,361	\$ -	\$ 66,922	\$ -	\$ 8,221,361	6.00%	\$ 72,700	\$ 335	\$ 66,922	\$ -	\$ -	\$ -	\$ 6,113	10
12	Stores Equipment	393	\$ 63,037	\$ -	\$ -	\$ -	\$ 34,370	4.00%	\$ 3,121,674	\$ 328,854	\$ -	\$ -	\$ -	\$ -	\$ 3,450,529	11
13	Tool, Shop, & Garage Equipment	394	\$ 1,312,833	\$ 12,712	\$ 5,013	\$ -	\$ 1,320,531	6.67%	\$ 463,729	\$ 4,205	\$ -	\$ -	\$ -	\$ -	\$ 38,574	12
14	Laboratory Equipment	395	\$ 1,461,944	\$ 78,533	\$ -	\$ -	\$ 1,540,473	6.67%	\$ 476,670	\$ 74,733	\$ 5,013	\$ -	\$ -	\$ -	\$ 545,738	13
15	Power Operated Equipment	396	\$ 259,442	\$ 579,317	\$ -	\$ -	\$ 259,442	5.00%	\$ (9,613)	\$ 14,710	\$ -	\$ -	\$ 1,350	\$ -	\$ 560,403	14
16	Communication Equipment/Telemetry	397	\$ 7,756,392	\$ -	\$ 41,782	\$ -	\$ 8,296,127	5.67%	\$ 3,571,143	\$ 521,363	\$ 41,782	\$ -	\$ -	\$ -	\$ 4,050,744	15
17	Miscellaneous Equipment	398	\$ 4,831,696	\$ 238,235	\$ 88,395	\$ -	\$ 4,961,536	16.67%	\$ 17,044	\$ 328,698	\$ -	\$ -	\$ -	\$ -	\$ 17,044	16
18	Total General Plant		\$ 130,821,935	\$ 24,645,885	\$ 6,606,696	\$ (1,877,657)	\$ 147,183,466	6.67%	\$ 35,540,469	\$ 9,160,657	\$ 6,606,696	\$ -	\$ 140,300	\$ (22,420)	\$ 955,992	17
19	Total System Allocable Plant		\$ 396,675,609	\$ 134,135,282	\$ 6,606,696	\$ (1,877,657)	\$ 522,526,537	7.50%	\$ 254,822,590	\$ 26,805,920	\$ 6,606,696	\$ -	\$ 140,300	\$ (22,420)	\$ 275,139,694	18
20	SCA 4-Factor Allocation															19
21	SCA Allocated Total Balance		\$ 29,747,918				\$ 38,575,712		\$ 19,109,926						\$ 20,312,288	20
22	SCA Average Total Balance						\$ 34,161,815								\$ 19,711,107	21
23																22
24																23

**SOUTHWEST GAS CORPORATION  
SYSTEM ALLOCABLE  
GAS PLANT AND ACCUMULATED PROVISION FOR DEPRECIATION PER BOOK  
2022**

Line No.	Description (a)	Plant Account (b)	Gas Plant in Service at 12/31/2021 (c)	Net Additions (d)	Retirements (e)	Transfers & Adjustments (f)	Gas Plant in Service at 12/31/2022 (g)	Annual Depr. Rate (h)	Accumulated Depreciation 12/31/2021 (i)	Provision (j)	Retirements (k)	Removal Cost (l)	Salvage (m)	Transfers & Adjustments (n)	Accumulated Provision for Depreciation 12/31/2022 (o)	Line No.
			Co. Records	Co. Records	Co. Records	Co. Records	(g)+(h)-(i)+(f)	D.21-03-052	Co. Records	Co. Records	Co. Records	Co. Records	Co. Records	Co. Records	(j)+(k)-(l)-(m)-(n)	
1	Intangible - Organization	301	\$ 61,816	\$ -	\$ -	\$ -	\$ 61,816	n/a	\$ -	\$ -	\$ -	\$ -	\$ -	\$ -	\$ -	1
2	Miscellaneous Intangible Plant	303	\$ 375,281,255	\$ 9,123,696	\$ -	\$ -	\$ 384,404,951	n/a	\$ 236,927,384	\$ 20,862,274	\$ -	\$ -	\$ -	\$ -	\$ 257,809,658	2
3	Total Intangible Plant		\$ 375,343,071	\$ 9,123,696	\$ -	\$ -	\$ 384,466,767		\$ 236,927,384	\$ 20,862,274	\$ -	\$ -	\$ -	\$ -	\$ 257,809,658	3
4	General Plant															4
5	Land & Land Rights	389	\$ 8,254,272	\$ 2,072,557	\$ -	\$ -	\$ 4,037,565	n/a	\$ -	\$ -	\$ -	\$ -	\$ -	\$ -	\$ -	5
6	Structures & Improvements/Owned	390.1	\$ 75,349,504	\$ 73,415	\$ 52,140	\$ (34,997,548)	\$ 40,373,231	2.25%	\$ 10,133,966	\$ 1,695,625	\$ 52,140	\$ 4,700	\$ (9,328,452)	\$ 2,444,288	6	
7	Structures & Improvements/Leasehold	390.2	\$ 1,793,232	\$ -	\$ -	\$ (1,785,259)	\$ 7,973	12.31%	\$ 1,620,502	\$ 153,652	\$ -	\$ -	\$ (1,753,560)	\$ 20,794	7	
8	Office Furniture & Fixtures	391	\$ 12,021,034	\$ 74,420	\$ 2,831,972	\$ -	\$ 9,263,482	6.67%	\$ 5,299,693	\$ 666,040	\$ 2,831,972	\$ -	\$ -	\$ 3,133,761	8	
9	Computer Software & Hardware	391.1	\$ 22,085,855	\$ 2,399,011	\$ 5,726,511	\$ -	\$ 18,758,355	19.80%	\$ 10,241,676	\$ 4,079,707	\$ 5,726,511	\$ -	\$ -	\$ 8,594,872	9	
10	Transportation Equip/Light Vehicles	392.11	\$ 2,997,058	\$ 68,510	\$ 1,027,779	\$ (27,490)	\$ 2,010,299	10.13%	\$ 1,294,908	\$ 238,768	\$ 1,027,779	\$ 10,850	\$ (9,626)	\$ 507,122	10	
11	Transportation Equip/Heavy Vehicles	392.12	\$ -	\$ -	\$ -	\$ -	\$ -	6.00%	\$ 6,113	\$ -	\$ -	\$ -	\$ -	\$ 6,113	11	
12	Stores Equipment	392.21	\$ 8,221,361	\$ 3,484	\$ -	\$ -	\$ 8,221,361	4.00%	\$ 3,450,529	\$ 328,854	\$ -	\$ -	\$ -	\$ 3,779,383	12	
13	Tool, Shop, & Garage Equipment	393	\$ 63,037	\$ 3,484	\$ -	\$ -	\$ 66,521	6.67%	\$ 38,574	\$ 4,398	\$ -	\$ -	\$ -	\$ 42,973	13	
14	Laboratory Equipment	394	\$ 1,320,531	\$ 17,987	\$ 80,661	\$ -	\$ 1,257,857	6.67%	\$ 545,738	\$ 87,885	\$ 80,661	\$ -	\$ -	\$ 552,962	14	
15	Power Operated Equipment	395	\$ 1,540,478	\$ 423,118	\$ 46,970	\$ -	\$ 1,616,626	5.00%	\$ 556,403	\$ 86,919	\$ 46,970	\$ -	\$ -	\$ 589,453	15	
16	Communication Equipment/Telemetry	396	\$ 259,442	\$ -	\$ -	\$ -	\$ 259,442	5.67%	\$ 6,447	\$ 14,710	\$ -	\$ -	\$ -	\$ 21,158	16	
17	Miscellaneous Equipment	397	\$ 8,296,127	\$ 9,414	\$ -	\$ -	\$ 8,305,541	6.67%	\$ 4,050,744	\$ 553,521	\$ -	\$ -	\$ -	\$ 4,604,265	17	
18	Communication Equipment/Telemetry	397.2	\$ 4,981,536	\$ 1,025,316	\$ 8,989	\$ -	\$ 5,997,862	16.67%	\$ 955,962	\$ 358,679	\$ 8,989	\$ -	\$ -	\$ 17,044	18	
19	Total General Plant	398	\$ 147,183,466	\$ 6,167,232	\$ 9,775,022	\$ (43,095,560)	\$ 100,476,117	6.67%	\$ 38,212,310	\$ 8,288,059	\$ 9,775,022	\$ 4,700	\$ (10,850)	\$ (11,091,637)	\$ 25,619,660	19
20	Total System Allocable Plant		\$ 522,526,537	\$ 15,290,929	\$ 9,775,022	\$ (43,095,560)	\$ 484,942,884	7.38%	\$ 275,139,694	\$ 29,150,333	\$ 9,775,022	\$ 4,700	\$ (10,850)	\$ (11,091,637)	\$ 283,429,518	20
21	SCA 4-Factor Allocation														7.93%	21
22	SCA Allocated Total Balance		\$ 38,575,712	\$ -	\$ -	\$ -	\$ 38,457,031		\$ 20,312,288	\$ -	\$ -	\$ -	\$ -	\$ -	\$ 22,476,581	22
23	SCA Average Total Balance		\$ -	\$ -	\$ -	\$ -	\$ 38,516,372		\$ -	\$ -	\$ -	\$ -	\$ -	\$ -	\$ 21,394,434	23

**SOUTHWEST GAS CORPORATION  
SYSTEM ALLOCABLE  
GAS PLANT AND ACCUMULATED PROVISION FOR DEPRECIATION PER BOOK  
2023**

Line No.	Description (a)	Plant Account (b)	Gas Plant in Service at 12/31/2022 (c) Co. Records	Net Additions (d) Co. Records	Retirements (e) Co. Records	Transfers & Adjustments (f) Co. Records	Gas Plant in Service at 12/31/2023 (g) (c)+(d)-(e)+(f)	Annual Depr. Rate (h) D.21-03-052	Accumulated Provision for Depreciation 12/31/2022 (i) Co. Records	Provision (j) Co. Records	Retirements (k) Co. Records	Removal Cost (l) Co. Records	Salvage (m) Co. Records	Transfers & Adjustments (n) Co. Records	Accumulated Provision for Depreciation 12/31/2023 (o) (i)+(j)-(k)-(l)-(m)+(n)	Line No.
1	Intangible Plant	301	\$ 61,816	\$ 0	\$ 0	\$ 0	\$ 61,816	n/a	\$ 0	\$ 0	\$ 0	\$ 0	\$ 0	\$ 0	\$ 0	1
2	Miscellaneous Intangible Plant	303	\$ 384,404,951	\$ 4,550,859	\$ 0	\$ (602,643)	\$ 388,353,168	n/a	\$ 257,809,658	\$ 20,417,253	\$ 0	\$ 0	\$ 0	\$ (503,907)	\$ 277,723,004	2
3	Total Intangible Plant		\$ 384,466,767	\$ 4,550,859	\$ 0	\$ (602,643)	\$ 388,414,984		\$ 257,809,658	\$ 20,417,253	\$ 0	\$ 0	\$ 0	\$ (503,907)	\$ 277,723,004	3
4	General Plant	389	\$ 4,037,565	\$ 61,163	\$ 0	\$ 0	\$ 4,037,565	n/a	\$ 0	\$ 0	\$ 0	\$ 0	\$ 0	\$ 0	\$ 0	4
5	Land & Land Rights	390.1	\$ 40,373,231	\$ 7,973	\$ 0	\$ 0	\$ 40,396,948	2.25%	\$ 2,444,288	\$ 908,553	\$ 37,446	\$ 0	\$ 0	\$ 0	\$ 3,315,396	5
6	Structures & Improvements/Owned	390.2	\$ 7,973	\$ 0	\$ 0	\$ 0	\$ 7,973	12.31%	\$ 20,794	\$ 164	\$ 0	\$ 0	\$ 0	\$ (12,985)	\$ 7,973	6
7	Office Furniture & Fixtures	391	\$ 9,263,482	\$ 65,510	\$ 125,388	\$ 0	\$ 9,203,604	6.67%	\$ 3,133,361	\$ 616,316	\$ 125,388	\$ 0	\$ 0	\$ 0	\$ 3,624,689	7
8	Computer Software & Hardware	391.1	\$ 18,758,355	\$ 2,298,455	\$ 2,635,603	\$ 0	\$ 18,421,207	19.80%	\$ 8,594,872	\$ 3,481,136	\$ 2,635,603	\$ 0	\$ 0	\$ 0	\$ 9,440,406	8
9	Transportation Equip/Light Vehicles	392.11	\$ 2,010,299	\$ 120,484	\$ 337,929	\$ (28,839)	\$ 1,764,015	10.13%	\$ 507,122	\$ 186,965	\$ 337,929	\$ 0	\$ 24,033	\$ (5,245)	\$ 374,945	9
10	Transportation Equip/Heavy Vehicles	392.12	\$ -	\$ 0	\$ 0	\$ 0	\$ 0	6.00%	\$ 6,113	\$ 0	\$ 0	\$ 0	\$ 0	\$ 0	\$ 6,113	10
11	Transportation Equip/Aircraft	392.21	\$ 8,221,361	\$ 8,370	\$ 0	\$ 0	\$ 8,221,361	4.00%	\$ 3,779,383	\$ 328,854	\$ 0	\$ 0	\$ 0	\$ 0	\$ 4,108,238	11
12	Stores Equipment	393	\$ 66,522	\$ 8,370	\$ 31,617	\$ 0	\$ 43,275	6.67%	\$ 4,142	\$ 414	\$ 31,617	\$ 0	\$ 0	\$ 0	\$ 15,497	12
13	Tool, Shop, & Garage Equipment	394	\$ 1,257,857	\$ 450,553	\$ 0	\$ 0	\$ 1,708,410	6.67%	\$ 592,962	\$ 85,304	\$ 0	\$ 0	\$ 0	\$ 0	\$ 638,267	13
14	Laboratory Equipment	395	\$ 1,916,626	\$ 746,720	\$ 0	\$ 0	\$ 2,663,346	5.00%	\$ 589,463	\$ 119,812	\$ 0	\$ 0	\$ 0	\$ 0	\$ 709,065	14
15	Power Operated Equipment	396	\$ 259,442	\$ 0	\$ 0	\$ 0	\$ 259,442	5.67%	\$ 21,158	\$ 14,710	\$ 0	\$ 0	\$ 0	\$ 0	\$ 35,568	15
16	Communication Equipment/Telemetry	397.2	\$ 8,305,541	\$ 0	\$ 405,459	\$ 0	\$ 7,900,082	6.67%	\$ 4,604,265	\$ 533,953	\$ 405,459	\$ 0	\$ 0	\$ 0	\$ 4,732,759	16
17	Miscellaneous Equipment	397.2	\$ 5,997,862	\$ 302,809	\$ 0	\$ 0	\$ 6,258,059	16.67%	\$ 1,305,671	\$ 467,744	\$ 42,617	\$ 0	\$ 1,100	\$ 0	\$ 17,044	17
18	Miscellaneous Equipment	398	\$ 100,476,117	\$ 4,054,054	\$ 3,616,060	\$ (28,839)	\$ 100,865,282	6.67%	\$ 25,619,860	\$ 6,687,454	\$ 3,616,060	\$ 0	\$ 25,133	\$ (18,229)	\$ 1,671,898	18
19	Total General Plant		\$ 484,942,884	\$ 8,604,923	\$ 3,616,060	\$ (631,481)	\$ 489,300,266	7.93%	\$ 283,429,518	\$ 27,104,707	\$ 3,616,060	\$ 0	\$ 25,133	\$ (522,136)	\$ 306,421,162	19
20	Total System Allocable Plant		\$ 868,859,651	\$ 13,155,782	\$ 3,616,060	\$ (1,234,122)	\$ 869,999,311	7.93%	\$ 541,239,176	\$ 47,521,960	\$ 7,232,120	\$ 0	\$ 25,133	\$ (522,136)	\$ 307,942,124	20
21	SCA 4-Factor Allocation		\$ -	\$ -	\$ -	\$ -	\$ -	7.93%	\$ -	\$ -	\$ -	\$ -	\$ -	\$ -	\$ -	21
22	SCA Allocated Total Balance		\$ 868,859,651	\$ 13,155,782	\$ 3,616,060	\$ (1,234,122)	\$ 869,999,311	7.93%	\$ 541,239,176	\$ 47,521,960	\$ 7,232,120	\$ 0	\$ 25,133	\$ (522,136)	\$ 307,942,124	22
23	SCA Average Total Balance		\$ 868,859,651	\$ 13,155,782	\$ 3,616,060	\$ (1,234,122)	\$ 869,999,311	7.93%	\$ 541,239,176	\$ 47,521,960	\$ 7,232,120	\$ 0	\$ 25,133	\$ (522,136)	\$ 307,942,124	23

**SOUTHWEST GAS CORPORATION  
SYSTEM ALLOCABLE  
GAS PLANT AND ACCUMULATED DEPRECIATION PER BOOK  
2024**

Line No.	Description (a)	Account Number (b)	Gas Plant in Service at 12/31/2023 (c) Ch BB, Sh 10, Col (g)	Net Additions (d) WP Ch BB, Sh 9(c)	Retirements (e) WP Ch BB, Sh 10(g)	Transfers & Adjustments (f) Projected	Gas Plant in Service at 12/31/2024 (g) (c)+(d)-(e)+(f)	Annual Depr. Rate (h) D.21-03-052	Provision (i) [(c)+(g)]/2*(h)	Retirements (k) Col (e)	Removal Cost (l) WP Ch BB, Sh 13(g)	Salvage (m) WP Ch BB, Sh 16(g)	Transfers & Adjustments (n) Projected	Accumulated Provision for Depreciation 12/31/2024 (o) (i)+(k)-(l)-(n)-(m)-(f)	Line No.
1	Intangible - Organization	301	\$ 61,816	\$ 0	\$ 0	\$ 0	\$ 61,816	n/a	\$ 0	\$ 0	\$ 0	\$ 0	\$ 0	\$ 0	1
2	Miscellaneous Intangible Plant	303	\$ 388,353,188	\$ 29,760,413	\$ 0	\$ 0	\$ 418,133,601	n/a	\$ 21,080,701	\$ 0	\$ 0	\$ 0	\$ 0	\$ 298,803,706	2
3	Total Intangible Plant		\$ 388,414,984	\$ 29,760,413	\$ 0	\$ 0	\$ 418,195,396		\$ 21,080,701	\$ 0	\$ 0	\$ 0	\$ 0	\$ 298,803,706	3
4	General Plant														
5	Land & Land Rights	389	\$ 4,037,565	\$ 0	\$ 0	\$ 0	\$ 4,037,565	n/a	\$ 0	\$ 0	\$ 0	\$ 0	\$ 0	\$ 0	4
6	Structures & Improvements/Owned	390.1	\$ 40,396,948	\$ 0	\$ 47,105	\$ 0	\$ 40,349,843	2.25%	\$ 908,401	\$ 47,105	\$ 0	\$ 0	\$ 0	\$ 4,176,693	5
7	Structures & Improvements/Leasehold	390.2	\$ 7,973	\$ 0	\$ 7,973	\$ 0	\$ 7,973	12.31%	\$ 491	\$ 7,973	\$ 0	\$ 0	\$ 0	\$ 491	6
8	Office Furniture & Fixtures	391	\$ 9,203,604	\$ 0	\$ 1,039,543	\$ 0	\$ 8,164,061	6.67%	\$ 579,212	\$ 1,039,543	\$ 0	\$ 0	\$ 0	\$ 3,164,357	7
9	Computer Software & Hardware	391.1	\$ 18,421,207	\$ 2,060,000	\$ 3,599,998	\$ 0	\$ 16,901,209	19.80%	\$ 3,496,919	\$ 3,599,998	\$ 0	\$ 0	\$ 0	\$ 9,337,327	8
10	Transportation Equip/Light Vehicles	392.11	\$ 1,764,015	\$ 2,192,658	\$ 514,878	\$ 0	\$ 3,441,795	10.13%	\$ 263,674	\$ 514,878	\$ 0	\$ 83,732	\$ 0	\$ 207,474	9
11	Transportation Equip/Heavy Vehicles	392.12	\$ 0	\$ 0	\$ 0	\$ 0	\$ 0	6.00%	\$ 0	\$ 0	\$ 0	\$ 0	\$ 0	\$ 0	10
12	Transportation Equip/Aircraft	392.21	\$ 8,221,361	\$ 0	\$ 0	\$ 0	\$ 8,221,361	4.00%	\$ 328,654	\$ 0	\$ 0	\$ 0	\$ 0	\$ 4,437,092	11
13	Stores Equipment	393	\$ 43,275	\$ 200,000	\$ 6,494	\$ 0	\$ 236,780	6.67%	\$ 9,340	\$ 6,494	\$ 0	\$ 0	\$ 0	\$ 18,343	12
14	Tool, Shop, & Garage Equipment	394	\$ 1,708,410	\$ 5,000	\$ 27,243	\$ 0	\$ 1,686,167	6.67%	\$ 113,209	\$ 27,243	\$ 0	\$ 0	\$ 0	\$ 724,233	13
15	Laboratory Equipment	395	\$ 2,683,346	\$ 230,000	\$ 10,045	\$ 0	\$ 2,893,302	5.00%	\$ 709,065	\$ 10,045	\$ 0	\$ 0	\$ 0	\$ 837,666	14
16	Power Operated Equipment	386	\$ 258,442	\$ 485,840	\$ 10,941	\$ 0	\$ 744,341	5.67%	\$ 28,457	\$ 10,941	\$ 0	\$ 0	\$ 0	\$ 53,384	15
17	Communication Equipment/Telemetry	387.2	\$ 7,900,062	\$ 1,900,000	\$ 207,017	\$ 0	\$ 9,593,064	6.67%	\$ 583,596	\$ 207,017	\$ 0	\$ 0	\$ 0	\$ 17,044	16
18	Miscellaneous Equipment	387.2	\$ 6,258,054	\$ 1,009,000	\$ 46,390	\$ 0	\$ 7,220,665	16.67%	\$ 449,515	\$ 46,390	\$ 0	\$ 0	\$ 0	\$ 2,075,023	17
19	Total General Plant	388	\$ 100,885,282	\$ 8,112,498	\$ 5,517,626	\$ 0	\$ 103,480,154	6.67%	\$ 6,900,136	\$ 5,517,626	\$ 0	\$ 83,732	\$ 0	\$ 30,164,398	18
20	Total System Allocable Plant		\$ 489,300,266	\$ 37,692,911	\$ 5,517,626	\$ 0	\$ 521,675,550	7.93%	\$ 27,980,837	\$ 5,517,626	\$ 0	\$ 83,732	\$ 0	\$ 328,968,104	19
21	SCA 4-Factor Allocation							7.93%							20
22	SCA Allocated Total Balance		\$ 38,817,686	\$ 41,386,117	\$ 24,309,328	\$ 0	\$ 24,309,328		\$ 26,098,046	\$ 0	\$ 0	\$ 0	\$ 0	\$ 26,098,046	21
23	SCA Average Total Balance		\$ 40,101,901	\$ 40,101,901	\$ 25,203,687	\$ 0	\$ 25,203,687		\$ 25,203,687	\$ 0	\$ 0	\$ 0	\$ 0	\$ 25,203,687	22

**SOUTHWEST GAS CORPORATION  
SYSTEM ALLOCABLE  
GAS PLANT AND ACCUMULATED DEPRECIATION PER BOOK  
2025**

Line No.	Description (a)	Account Number (b)	Gas Plant in Service at 12/31/2024 (c)	Net Additions (d)	Retirements (e)	Transfers & Adjustments (f)	Gas Plant in Service at 12/31/2025 (g)	Annual Depr. Rate (h)	Accumulated Provision for Depreciation 12/31/2024 (i)	Provision (j)	Retirements (k)	Removal Cost (l)	Salvage (m)	Transfers & Adjustments (n)	Accumulated Provision for Depreciation 12/31/2025 (o)
			Ch 8B, Sh 11, Col (g)	WF Ch 8B, Sh 17(g)	WF Ch 8B, Sh 11(g)	Projected	(e)+(d)-(e)+(f)	D,21-03-052	Ch 8B, Sh 11, Col (o)	(j) + (g) / 2, (h)	Col (e)	WF Ch 8B, Sh 14(g)	WP Ch 8B, Sh 17(g)	Projected	(i)+(j)-(k)-(l)-(m)-(n)
1	Intangible - Organization	301	\$ 61,816	\$ -	\$ -	\$ -	\$ 61,816	n/a	\$ -	n/a	\$ -	\$ -	\$ -	\$ -	\$ -
2	Miscellaneous Intangible Plant	303	\$ 418,133,580	\$ 105,238,000	\$ -	\$ -	\$ 523,371,580	n/a	\$ 288,803,706	\$ 31,121,982	\$ -	\$ -	\$ -	\$ -	\$ 329,925,687
3	Total Intangible Plant		\$ 418,195,396	\$ 105,238,000	\$ -	\$ -	\$ 523,433,396		\$ 288,803,706	\$ 31,121,982	\$ -	\$ -	\$ -	\$ -	\$ 329,925,687
4	General Plant														
5	Land & Land Rights	389	\$ 4,037,565	\$ -	\$ -	\$ -	\$ 4,037,565	2.25%	\$ -	n/a	\$ -	\$ -	\$ -	\$ -	\$ -
6	Structures & Improvements/Owned	390.1	\$ 40,349,843	\$ 4,000,000	\$ 48,188	\$ -	\$ 44,301,555	12.31%	\$ 4,176,683	\$ 952,329	\$ 48,188	\$ -	\$ -	\$ -	\$ 5,080,934
7	Office Furniture & Fixtures	391	\$ 8,164,061	\$ -	\$ 1,063,453	\$ -	\$ 7,100,608	6.67%	\$ 3,164,357	\$ 509,077	\$ 1,063,453	\$ -	\$ -	\$ -	\$ 491
8	Computer Software & Hardware	391.1	\$ 16,901,209	\$ 5,910,000	\$ 3,682,798	\$ -	\$ 19,128,411	19.80%	\$ 9,337,327	\$ 3,566,932	\$ 3,682,798	\$ -	\$ -	\$ -	\$ 2,609,981
9	Transportation Equip/Light Vehicles	392.11	\$ 3,441,795	\$ 2,269,106	\$ 526,720	\$ -	\$ 5,184,181	10.13%	\$ 207,474	\$ 436,906	\$ 526,720	\$ -	\$ -	\$ -	\$ 9,221,461
10	Transportation Equip/Heavy Vehicles	392.12	\$ -	\$ -	\$ -	\$ -	\$ -	6.00%	\$ 6,113	\$ -	\$ -	\$ -	\$ -	\$ -	\$ 203,317
11	Transportation Equip/Aircraft	392.21	\$ 8,221,361	\$ -	\$ -	\$ -	\$ 8,221,361	4.00%	\$ 4,437,092	\$ 328,854	\$ -	\$ -	\$ -	\$ -	\$ 6,113
12	Stores Equipment	393	\$ 236,780	\$ 200,000	\$ 6,644	\$ -	\$ 430,137	6.67%	\$ 18,343	\$ 22,242	\$ 6,644	\$ -	\$ -	\$ -	\$ 4,765,947
13	Tool Shop & Garage Equipment	394	\$ 1,686,167	\$ 5,000	\$ 27,869	\$ -	\$ 1,683,298	6.67%	\$ 724,233	\$ 111,705	\$ 27,869	\$ -	\$ -	\$ -	\$ 33,941
14	Laboratory Equipment	395	\$ 2,893,302	\$ 230,000	\$ 10,276	\$ -	\$ 3,103,028	5.00%	\$ 637,686	\$ 149,658	\$ 10,276	\$ -	\$ -	\$ -	\$ 808,069
15	Power Operated Equipment	386	\$ 744,341	\$ 515,795	\$ 11,193	\$ -	\$ 1,248,943	5.67%	\$ 53,384	\$ 56,510	\$ 11,193	\$ -	\$ -	\$ -	\$ 977,069
16	Communication Equipment/Telemetry	387.2	\$ 9,593,064	\$ 900,000	\$ 211,779	\$ -	\$ 10,281,285	6.67%	\$ 5,109,136	\$ 662,610	\$ 211,779	\$ -	\$ -	\$ -	\$ 88,701
17	Miscellaneous Equipment	388	\$ 7,220,665	\$ 997,000	\$ 47,457	\$ -	\$ 8,170,298	16.67%	\$ 17,044	\$ 0	\$ 47,457	\$ -	\$ -	\$ -	\$ 5,960,169
18	Total General Plant		\$ 103,480,154	\$ 15,026,901	\$ 5,636,375	\$ -	\$ 112,870,679	6.67%	\$ 30,764,398	\$ 7,310,308	\$ 5,636,375	\$ -	\$ -	\$ -	\$ 17,044
19	Total System Allocable Plant		\$ 521,675,550	\$ 120,264,901	\$ 5,636,375	\$ -	\$ 636,304,076	7.93%	\$ 328,968,104	\$ 38,432,290	\$ 5,636,375	\$ -	\$ -	\$ -	\$ 31,923,989
20	SCA 4-Factor Allocation							7.93%							
21	SCA Allocated Total Balance		\$ 41,386,117	\$ -	\$ -	\$ -	\$ 41,386,117		\$ 26,096,046	\$ -	\$ -	\$ -	\$ -	\$ -	\$ 28,706,641
22	SCA Average Total Balance		\$ -	\$ -	\$ -	\$ -	\$ -		\$ -	\$ -	\$ -	\$ -	\$ -	\$ -	\$ 27,402,343

**SOUTHWEST GAS CORPORATION  
SYSTEM ALLOCABLE  
GAS PLANT AND ACCUMULATED PROVISION FOR DEPRECIATION PER BOOK  
2026**

Line No.	Description (a)	Account Number (b)	Gas Plant in Service at 12/31/2025 (c) Ch 8B, Sh 12, Col (g)	Net Additions (d) WF Ch 8B, Sh 18(g)	Retirements (e) WF Ch 8B, Sh 12(g)	Transfers & Adjustments (f) Projected	Gas Plant in Service at 12/31/2026 (g) (c)+(d)-(e)+(f)	Annual Depr. Rate (h) Authorized	Provision (i) Ch 8B, Sh 12, Col (o)	Retirements (k) Col (e)	Removal Cost (l) WF Ch 8B, Sh 15(g)	Salvage (m) WP Ch 8B, Sh 18(g)	Transfers & Adjustments (n) Projected	Accumulated Provision for Depreciation 12/31/2026 (o) (i)-(k)-(l)-(n)-(m)	Line No.
1	Intangible - Organization	301	\$ 61,816	\$ 0	\$ 0	\$ 0	\$ 61,816	n/a	\$ 0	\$ 0	\$ 0	\$ 0	\$ 0	\$ 0	1
2	Miscellaneous Intangible Plant	303	\$ 523,371,580	\$ 78,975,000	\$ 0	\$ 0	\$ 602,346,580	Amortized	\$ 45,673,923	\$ 0	\$ 0	\$ 0	\$ 0	\$ 375,599,610	2
3	Total Intangible Plant		\$ 523,433,396	\$ 78,975,000	\$ 0	\$ 0	\$ 602,408,396		\$ 45,673,923	\$ 0	\$ 0	\$ 0	\$ 0	\$ 375,599,610	3
4	General Plant														
5	Land & Land Rights	389	\$ 4,037,565	\$ 0	\$ 0	\$ 0	\$ 4,037,565	n/a	\$ 0	\$ 0	\$ 0	\$ 0	\$ 0	\$ 0	4
6	Structures & Improvements/Owned	390.1	\$ 44,301,655	\$ 4,950,000	\$ 49,248	\$ 0	\$ 49,202,407	2.25%	\$ 5,080,834	\$ 49,248	\$ 0	\$ 0	\$ 0	\$ 6,083,506	5
7	Office Furniture & Fixtures	391	\$ 7,100,608	\$ 0	\$ 0	\$ 0	\$ 7,100,608	12.31%	\$ 491	\$ 0	\$ 0	\$ 0	\$ 0	\$ 491	6
8	Computer Software & Hardware	391.1	\$ 19,128,411	\$ 4,200,000	\$ 1,086,849	\$ 0	\$ 6,013,759	6.67%	\$ 2,609,981	\$ 1,086,849	\$ 0	\$ 0	\$ 0	\$ 1,960,496	7
9	Transportation Equip/Light Vehicles	392.11	\$ 5,184,181	\$ 1,973,173	\$ 3,763,819	\$ 0	\$ 19,564,592	19.80%	\$ 9,221,461	\$ 3,763,819	\$ 0	\$ 0	\$ 0	\$ 9,288,249	8
10	Transportation Equip/Heavy Vehicles	392.12	\$ 0	\$ 0	\$ 0	\$ 0	\$ 6,619,046	10.13%	\$ 203,317	\$ 538,308	\$ 0	\$ 87,542	\$ 0	\$ 350,385	9
11	Transportation Equip/Aircraft	392.21	\$ 8,221,361	\$ 0	\$ 0	\$ 0	\$ 8,221,361	6.00%	\$ 6,113	\$ 0	\$ 0	\$ 0	\$ 0	\$ 6,113	10
12	Stores Equipment	393	\$ 430,137	\$ 200,000	\$ 6,790	\$ 0	\$ 221,367	4.00%	\$ 4,765,947	\$ 6,790	\$ 0	\$ 0	\$ 0	\$ 5,094,801	11
13	Tool, Shop, & Garage Equipment	394	\$ 1,663,298	\$ 5,000	\$ 28,482	\$ 0	\$ 1,639,816	6.67%	\$ 33,941	\$ 6,790	\$ 0	\$ 0	\$ 0	\$ 62,985	12
14	Laboratory Equipment	395	\$ 3,103,026	\$ 230,000	\$ 10,502	\$ 0	\$ 3,322,524	5.00%	\$ 808,069	\$ 28,482	\$ 0	\$ 0	\$ 0	\$ 889,745	13
15	Power Operated Equipment	396	\$ 1,248,943	\$ 460,832	\$ 11,439	\$ 0	\$ 1,698,335	5.67%	\$ 977,089	\$ 10,502	\$ 0	\$ 0	\$ 0	\$ 1,127,008	14
16	Communication Equipment/Telemetry	397.2	\$ 10,281,265	\$ 500,000	\$ 216,438	\$ 0	\$ 10,566,847	6.67%	\$ 96,701	\$ 11,439	\$ 0	\$ 0	\$ 0	\$ 170,617	15
17	Miscellaneous Equipment	398	\$ 8,170,208	\$ 1,097,000	\$ 48,501	\$ 0	\$ 9,218,707	16.67%	\$ 17,044	\$ 48,501	\$ 0	\$ 0	\$ 0	\$ 17,044	16
18	Total General Plant		\$ 112,870,679	\$ 13,616,005	\$ 5,760,376	\$ 0	\$ 120,726,309	6.67%	\$ 2,540,852	\$ 48,501	\$ 0	\$ 87,542	\$ 0	\$ 3,072,272	17
19	Total System Allocable Plant		\$ 636,304,076	\$ 92,591,005	\$ 5,760,376	\$ 0	\$ 723,134,705	7.93%	\$ 31,923,989	\$ 5,760,376	\$ 0	\$ 87,542	\$ 0	\$ 34,162,361	18
20	SCA 4-Factor Allocation							7.93%	\$ 53,585,128	\$ 5,760,376	\$ 0	\$ 87,542	\$ 0	\$ 489,761,971	19
21	SCA Allocated Total Balance													\$ 7,93%	21
22	SCA Average Total Balance													\$ 32,507,670	22
23	SCA Average Total Balance													\$ 30,607,156	23

**CHAPTER 8C**  
**Allocation Factors**

**Company Witness:**  
**Charlene A. Lachica**

**SOUTHWEST GAS CORPORATION  
SOUTHERN CALIFORNIA  
ALLOCATION FACTORS  
CHAPTER 8, TAB C**

The allocation chapter contains five years of historical allocation factors, as well as allocation factors projected for 2024, 2025, and 2026, which are used to allocate common expenses that have not already been allocated within Southwest Gas' general ledger for ratemaking purposes.

**4-Factor:** The 4-Factor allocation methodology is calculated from the following four items, which are equally weighted to determine the recorded 4-Factor percentages:

Factor I: direct operating expenses;

Factor II: average direct gas plant in service;

Factor III: direct labor;

Factor IV: average number of customers.

The projected 4-Factors are based on the calculation from data recorded during 2023.

**Modified Massachusetts Formula (MMF):** The MMF is used to allocate common costs to Southwest Gas' federal ratemaking jurisdictions. The MMF is calculated from the following three items, which are equally weighted to determine the recorded MMF:

1. direct labor

2. margin

3. gross plant

The projected MMF factors are based on the calculation from data recorded during 2023 for the same reason recorded factors were used for the projected 4-Factors.

**A&G Overhead Factor:** The A&G overhead factor is used to capitalize a percentage of A&G in Accounts 920 and 921 to construction. The credit to A&G is in Account 922. This credit in Account 922 is allocated to the various ratemaking jurisdictions based on the A&G overhead factor. The recorded overhead factor is calculated based on each jurisdiction's relative percentage of construction. The projected A&G overhead factors are based on a five-year historical average.



**SOUTHWEST GAS CORPORATION  
SOUTHERN CALIFORNIA  
SUMMARY OF 4-FACTOR ALLOCATION FACTORS  
2019 THROUGH 2026**

Line No.	Description (a)	Recorded					Projected 2024 (g)	Projected 2025 (h)	Test Year 2026 (i)	Line No.
		2019 (b) Ch 8C, Sh 3	2020 (c) Ch 8C, Sh 4	2021 (d) Ch 8C, Sh 5	2022 (e) Ch 8C, Sh 6	2023 (f) Ch 8C, Sh 7				
1	Factor I	8.67%	6.29%	5.92%	7.68%	7.65%	7.65%	7.65%	7.65%	1
2	Factor II	7.01%	6.88%	7.17%	7.32%	7.40%	7.40%	7.40%	7.40%	2
3	Factor III	9.28%	9.60%	9.25%	9.57%	9.62%	9.62%	9.62%	9.62%	3
4	Factor IV	7.25%	7.22%	7.19%	7.14%	7.06%	7.06%	7.06%	7.06%	4
5	Total of 4 Factors	32.21%	30.00%	29.53%	31.72%	31.73%	31.73%	31.73%	31.73%	5
6	4-Factor (Ln 5 / 4)	8.05%	7.50%	7.38%	7.93%	7.93%	7.93%	7.93%	7.93%	6

**SOUTHWEST GAS CORPORATION  
COMPUTATION OF 4-FACTOR ALLOCATION BY JURISDICTION  
FOR THE TWELVE MONTHS ENDED 12/31/2019**

Line No.	Description (a)	California		Nevada		South Lake Tahoe (d)	Arizona		Total (h)	Line No.
		Southern (b)	Northern (c)	Southern (e)	Northern (f)		Southern (g)	Northern (g)		
1	Direct Operating Expenses	\$ 21,321,140	\$ 3,119,511	\$ 4,079,124	\$ 14,970,108	\$ 66,920,827	\$ 135,619,149	\$ 246,029,859	1	
2	Factor I	8.67%	1.27%	1.66%	6.08%	27.20%	55.12%	100.00%	2	
3	Average Direct Gross Plant in Service	\$ 476,156,431	\$ 149,228,884	\$ 75,402,702	\$ 290,427,807	\$ 1,948,999,238	\$ 3,852,343,812	\$ 6,792,558,874	3	
4	Factor II	7.01%	2.20%	1.11%	4.28%	28.69%	56.71%	100.00%	4	
5	Direct Labor	\$ 8,199,132	\$ 1,090,642	\$ 1,516,634	\$ 6,333,536	\$ 22,099,333	\$ 49,082,728	\$ 88,322,004	5	
6	Factor III	9.28%	1.23%	1.72%	7.17%	25.02%	55.57%	100.00%	6	
7	Average Number of Customers	148,816	27,337	20,145	97,612	665,500	1,092,078	2,051,488	7	
8	Factor IV	7.25%	1.33%	0.98%	4.76%	32.44%	53.23%	100.00%	8	
9	Total of 4 Factors	32.21%	6.03%	5.47%	22.29%	113.35%	220.64%	400.00%	9	
10	4-Factor	8.05%	1.51%	1.37%	5.57%	28.34%	55.16%	100.00%	10	

**SOUTHWEST GAS CORPORATION  
COMPUTATION OF 4-FACTOR ALLOCATION BY JURISDICTION  
FOR THE TWELVE MONTHS ENDED 12/31/2020**

Line No.	Description (a)	California		Nevada		South Lake Tahoe (d)	Arizona		Total (h)	Line No.
		Southern (b)	Northern (c)	Southern (e)	Northern (f)		Southern (g)	Northern (g)		
1	Direct Operating Expenses	\$ 14,865,340	\$ 3,103,555	\$ 3,544,956	\$ 14,477,525	\$ 63,550,785	\$ 136,810,313	\$ 236,352,473	1	
2	Factor I	6.29%	1.31%	1.50%	6.13%	26.89%	57.88%	100.00%	2	
3	Average Direct Gross Plant in Service	\$ 510,664,412	\$ 161,090,222	\$ 85,824,948	\$ 303,078,938	\$ 2,099,843,237	\$ 4,260,878,400	\$ 7,421,380,158	3	
4	Factor II	6.88%	2.17%	1.16%	4.08%	28.29%	57.41%	100.00%	4	
5	Direct Labor	\$ 8,264,008	\$ 1,315,233	\$ 1,562,576	\$ 5,847,327	\$ 20,269,785	\$ 48,807,234	\$ 86,066,163	5	
6	Factor III	9.60%	1.53%	1.82%	6.79%	23.55%	56.71%	100.00%	6	
7	Average Number of Customers	151,249	27,585	20,260	99,019	679,663	1,115,685	2,093,461	7	
8	Factor IV	7.22%	1.32%	0.97%	4.73%	32.47%	53.29%	100.00%	8	
9	Total of 4 Factors	30.00%	6.33%	5.44%	21.73%	111.20%	225.30%	400.00%	9	
10	4-Factor	7.50%	1.58%	1.36%	5.43%	27.80%	56.33%	100.00%	10	

**SOUTHWEST GAS CORPORATION  
COMPUTATION OF 4-FACTOR ALLOCATION BY JURISDICTION  
FOR THE TWELVE MONTHS ENDED 12/31/2021**

Line No.	Description (a)	California (c)		South Lake Tahoe (d)		Nevada (e)		Northern (f)	Arizona (g)	Total (h)	Line No.
		Southern (b)	Northern	Southern	Northern	Southern	Northern				
1	Direct Operating Expenses	\$ 15,685,581	\$ 2,769,161	\$ 3,649,955	\$ 72,031,883	\$ 15,074,977	\$ 155,646,804	\$	264,858,361	1	
2	Factor I	5.92%	1.05%	1.38%	27.20%	5.69%	58.77%		100.00%	2	
3	Average Direct Gross Plant in Service	\$ 564,934,438	\$ 165,136,841	\$ 95,986,811	\$ 2,260,585,281	\$ 318,262,820	\$ 4,475,950,504	\$	7,880,856,695	3	
4	Factor II	7.17%	2.10%	1.22%	28.68%	4.04%	56.80%		100.00%	4	
5	Direct Labor	\$ 8,323,181	\$ 1,279,224	\$ 1,751,357	\$ 21,606,599	\$ 5,830,985	\$ 51,155,956	\$	89,947,301	5	
6	Factor III	9.25%	1.42%	1.95%	24.02%	6.48%	56.87%		100.00%	6	
7	Average Number of Customers	153,100	27,899	20,393	692,544	100,409	1,136,170		2,130,515	7	
8	Factor IV	7.19%	1.31%	0.96%	32.51%	4.71%	53.33%		100.00%	8	
9	Total of 4 Factors	29.53%	5.87%	5.50%	112.41%	20.93%	225.76%		400.00%	9	
10	4-Factor	7.38%	1.47%	1.38%	28.10%	5.23%	56.44%		100.00%	10	

**SOUTHWEST GAS CORPORATION  
COMPUTATION OF 4-FACTOR ALLOCATION BY JURISDICTION  
FOR THE TWELVE MONTHS ENDED 12/31/2022**

Line No.	Description (a)	California (c)		Nevada (e)		Arizona (g)	Total (h)	Line No.
		Southern (b)	Northern	South Lake Tahoe (d)	Southern			
1	Direct Operating Expenses	\$ 23,096,499	\$ 3,679,929	\$ 4,066,209	\$ 81,991,840	\$ 17,561,712	\$ 300,612,678	1
2	Factor I	7.68%	1.22%	1.35%	27.27%	5.84%	56.62%	2
3	Average Direct Gross Plant in Service	\$ 612,989,993	\$ 175,379,563	\$ 110,171,956	\$ 2,398,028,681	\$ 344,446,678	\$ 8,368,986,112	3
4	Factor II	7.32%	2.10%	1.32%	28.65%	4.12%	56.49%	4
5	Direct Labor	\$ 9,164,280	\$ 1,336,268	\$ 1,696,362	\$ 23,120,353	\$ 6,328,633	\$ 95,714,826	5
6	Factor III	9.57%	1.40%	1.77%	24.16%	6.61%	56.49%	6
7	Average Number of Customers	155,087	28,218	20,526	705,592	101,790	2,172,506	7
8	Factor IV	7.14%	1.30%	0.94%	32.48%	4.69%	53.45%	8
9	Total of 4 Factors	31.72%	6.01%	5.39%	112.56%	21.26%	223.06%	9
10	4-Factor	7.93%	1.50%	1.35%	28.14%	5.31%	55.77%	10

**SOUTHWEST GAS CORPORATION  
COMPUTATION OF 4-FACTOR ALLOCATION BY JURISDICTION  
FOR THE TWELVE MONTHS ENDED 12/31/2023**

Line No.	Description (a)	California		Nevada		Arizona (g)	Total (h)	Line No.
		Southern (b)	Northern (c)	Southern (e)	Northern (f)			
1	Direct Operating Expenses	\$ 22,841,490	\$ 4,096,124	\$ 4,371,515	\$ 17,303,610	\$ 166,644,939	298,417,176	1
2	Factor I	7.65%	1.37%	1.46%	5.80%	55.84%	100.00%	2
3	Average Direct Gross Plant in Service	\$ 664,938,590	\$ 201,373,066	\$ 124,686,702	\$ 377,671,144	\$ 5,041,174,642	8,989,255,085	3
4	Factor II	7.40%	2.24%	1.39%	4.20%	56.08%	100.00%	4
5	Direct Labor	\$ 9,604,511	\$ 1,472,140	\$ 1,866,039	\$ 6,620,563	\$ 56,116,124	99,849,642	5
6	Factor III	9.62%	1.47%	1.87%	6.63%	56.20%	100.00%	6
7	Average Number of Customers	155,842	28,445	20,622	103,066	1,181,304	2,206,457	7
8	Factor IV	7.06%	1.29%	0.93%	4.67%	53.54%	100.00%	8
9	Total of 4 Factors	31.73%	6.38%	5.66%	21.30%	221.66%	400.00%	9
10	4-Factor	7.93%	1.59%	1.41%	5.33%	55.42%	100.00%	10

**SOUTHWEST GAS CORPORATION  
COMPUTATION OF 4-FACTOR ALLOCATION BY JURISDICTION  
FOR THE TWELVE MONTHS ENDED 12/31/2024**

Line No.	Description (a)	California		Nevada		Arizona (g)	Total (h)	Line No.
		Southern (b)	Northern (c)	Southern (e)	Northern (f)			
1	Direct Operating Expenses	\$ 22,841,490	\$ 4,096,124	\$ 4,371,515	\$ 17,303,610	\$ 166,644,939	298,417,176	1
2	Factor I	7.65%	1.37%	1.46%	5.80%	55.84%	100.00%	2
3	Average Direct Gross Plant in Service	\$ 664,938,590	\$ 201,373,066	\$ 124,686,702	\$ 377,671,144	\$ 5,041,174,642	8,989,255,085	3
4	Factor II	7.40%	2.24%	1.39%	4.20%	56.08%	100.00%	4
5	Direct Labor	\$ 9,604,511	\$ 1,472,140	\$ 1,866,039	\$ 6,620,563	\$ 56,116,124	99,849,642	5
6	Factor III	9.62%	1.47%	1.87%	6.63%	56.20%	100.00%	6
7	Average Number of Customers	155,842	28,445	20,622	103,066	1,181,304	2,206,457	7
8	Factor IV	7.06%	1.29%	0.93%	4.67%	53.54%	100.00%	8
9	Total of 4 Factors	31.73%	6.38%	5.66%	21.30%	221.66%	400.00%	9
10	4-Factor	7.93%	1.59%	1.41%	5.33%	55.42%	100.00%	10

**SOUTHWEST GAS CORPORATION  
COMPUTATION OF 4-FACTOR ALLOCATION BY JURISDICTION  
FOR THE TWELVE MONTHS ENDED 12/31/2025**

Line No.	Description (a)	California		Nevada		Arizona (g)	Total (h)	Line No.
		Southern (b)	Northern (c)	Southern (e)	Northern (f)			
1	Direct Operating Expenses	\$ 22,841,490	\$ 4,096,124	\$ 4,371,515	\$ 17,303,610	\$ 166,644,939	\$ 298,417,176	1
2	Factor I	7.65%	1.37%	1.46%	5.80%	55.84%	100.00%	2
3	Average Direct Gross Plant in Service	\$ 664,938,590	\$ 201,373,066	\$ 124,686,702	\$ 377,671,144	\$ 5,041,174,642	\$ 8,989,255,085	3
4	Factor II	7.40%	2.24%	1.39%	4.20%	56.08%	100.00%	4
5	Direct Labor	\$ 9,604,511	\$ 1,472,140	\$ 1,866,039	\$ 6,620,563	\$ 56,116,124	\$ 99,849,642	5
6	Factor III	9.62%	1.47%	1.87%	6.63%	56.20%	100.00%	6
7	Average Number of Customers	155,842	28,445	20,622	103,066	1,181,304	2,206,457	7
8	Factor IV	7.06%	1.29%	0.93%	4.67%	53.54%	100.00%	8
9	Total of 4 Factors	31.73%	6.38%	5.66%	21.30%	221.66%	400.00%	9
10	4-Factor	7.93%	1.59%	1.41%	5.33%	55.42%	100.00%	10



**SOUTHWEST GAS CORPORATION  
COMPUTATION OF 4-FACTOR ALLOCATION BY JURISDICTION  
FOR THE TWELVE MONTHS ENDED 12/31/2026**

Line No.	Description (a)	California		Nevada		Arizona (g)	Total (h)	Line No.
		Southern (b)	Northern (c)	Southern (e)	Northern (f)			
1	Direct Operating Expenses	\$ 22,841,490	\$ 4,096,124	\$ 4,371,515	\$ 17,303,610	\$ 166,644,939	298,417,176	1
2	Factor I	7.65%	1.37%	1.46%	5.80%	55.84%	100.00%	2
3	Average Direct Gross Plant in Service	\$ 664,938,590	\$ 201,373,066	\$ 124,686,702	\$ 377,671,144	\$ 5,041,174,642	8,989,255,085	3
4	Factor II	7.40%	2.24%	1.39%	4.20%	56.08%	100.00%	4
5	Direct Labor	\$ 9,604,511	\$ 1,472,140	\$ 1,866,039	\$ 6,620,563	\$ 56,116,124	99,849,642	5
6	Factor III	9.62%	1.47%	1.87%	6.63%	56.20%	100.00%	6
7	Average Number of Customers	155,842	28,445	20,622	103,066	1,181,304	2,206,457	7
8	Factor IV	7.06%	1.29%	0.93%	4.67%	53.54%	100.00%	8
9	Total of 4 Factors	31.73%	6.38%	5.66%	21.30%	221.66%	400.00%	9
10	4-Factor	7.93%	1.59%	1.41%	5.33%	55.42%	100.00%	10

**SOUTHWEST GAS CORPORATION  
COMPUTATION OF THE MODIFIED MASSACHUSETTS FORMULA (MMF)  
EFFECTIVE AT DECEMBER 31, 2019**

Line No.	Description (a)	AZ (b)	NCA (c)	SCA (d)	SLT (e)	NNV (f)	SNV (g)	Great Basin (h)	SGTC (i)	Total (j)	Line No.
1	Direct Labor	\$ 47,214,227	\$ 1,108,741	\$ 7,744,810	\$ 1,145,276	\$ 6,169,950	\$ 21,172,865	\$ 4,260,734	\$ 0	\$ 88,816,603	1
2	Percent to Total	53.16%	1.25%	8.72%	1.29%	6.95%	23.84%	4.80%	0.00%	100.00%	2
3	Margin	\$ 507,024,090	\$ 19,865,170	\$ 73,506,971	\$ 10,027,163	\$ 44,890,366	\$ 243,401,492	\$ 40,968,078	\$ 422,822	\$ 940,106,152	3
4	Percent to Total	53.93%	2.11%	7.82%	1.07%	4.78%	25.89%	4.36%	0.04%	100.00%	4
5	Gross Plant	\$ 3,494,461,510	\$ 146,548,484	\$ 446,570,664	\$ 67,610,907	\$ 277,946,111	\$ 1,788,780,621	\$ 258,240,706	\$ 2,398,940	\$ 6,482,557,944	5
6	Percent to Total	53.91%	2.26%	6.89%	1.04%	4.29%	27.59%	3.98%	0.04%	100.00%	6
7	Total	161.00%	5.62%	23.43%	3.40%	16.01%	77.32%	13.14%	0.08%	300.00%	7
8	Total MMF	53.67%	1.87%	7.81%	1.13%	5.34%	25.77%	4.38%	0.03%	100.00%	8

**SOUTHWEST GAS CORPORATION  
COMPUTATION OF THE MODIFIED MASSACHUSETTS FORMULA (MMF)  
EFFECTIVE AT DECEMBER 31, 2020**

Line No.	Description (a)	AZ (b)	NCA (c)	SCA (d)	SLT (e)	NNV (f)	SNV (g)	Paute (h)	SGTC (i)	Total (j)	Line No.
1	Direct Labor	\$ 44,919,099	\$ 974,958	\$ 7,571,301	\$ 1,266,710	\$ 5,899,820	\$ 20,098,323	\$ 3,861,491	\$ 67,473	\$ 84,659,175	1
2	Percent to Total	53.06%	1.15%	8.94%	1.50%	6.97%	23.74%	4.56%	0.08%	100.00%	2
3	Margin	\$ 509,339,242	\$ 20,576,465	\$ 74,595,674	\$ 10,857,971	\$ 43,655,554	\$ 252,899,281	\$ 42,937,337	\$ 395,727	\$ 955,257,252	3
4	Percent to Total	53.32%	2.15%	7.81%	1.14%	4.57%	26.47%	4.49%	0.04%	100.00%	4
5	Gross Plant	\$ 3,823,201,949	\$ 148,138,206	\$ 475,746,659	\$ 73,268,619	\$ 289,558,202	\$ 1,951,009,161	\$ 281,501,182	\$ 2,435,892	\$ 7,044,859,870	5
6	Percent to Total	54.27%	2.10%	6.75%	1.04%	4.11%	27.69%	4.00%	0.03%	100.00%	6
7	Total	160.65%	5.41%	23.51%	3.67%	15.65%	77.91%	13.05%	0.16%	300.00%	7
8	Total MMF	53.55%	1.80%	7.84%	1.22%	5.22%	25.97%	4.35%	0.05%	100.00%	8

**SOUTHWEST GAS CORPORATION  
COMPUTATION OF THE MODIFIED MASSACHUSETTS FORMULA (MMF)  
EFFECTIVE AT DECEMBER 31, 2021**

Line No.	Description (a)	AZ (b)	NCA (c)	SCA (d)	SLT (e)	NNV (f)	SNV (g)	Paute (h)	SGTC (i)	Total (j)	Line No.
1	Direct Labor	\$ 52,718,056	\$ 1,335,283	\$ 8,796,429	\$ 1,721,775	\$ 6,531,846	\$ 23,199,038	\$ 4,547,064	\$ 27,359	\$ 98,876,851	1
2	Percent to Total	53.32%	1.35%	8.90%	1.74%	6.61%	23.46%	4.60%	0.03%	100.00%	2
3	Margin	\$ 525,505,584	\$ 21,815,692	\$ 81,673,786	\$ 12,203,372	\$ 44,040,434	\$ 267,198,348	\$ 43,730,729	\$ 325,158	\$ 996,493,103	3
4	Percent to Total	52.74%	2.19%	8.20%	1.22%	4.42%	26.81%	4.39%	0.03%	100.00%	4
5	Gross Plant	\$ 4,251,382,168	\$ 160,603,976	\$ 510,032,774	\$ 84,792,203	\$ 302,048,006	\$ 2,099,706,148	\$ 288,921,098	\$ 2,605,422	\$ 7,700,091,794	5
6	Percent to Total	55.21%	2.09%	6.62%	1.10%	3.92%	27.27%	3.75%	0.03%	100.00%	6
7	Total	161.26%	5.63%	23.72%	4.07%	14.95%	77.55%	12.74%	0.09%	300.00%	7
8	Total MMF	53.75%	1.88%	7.91%	1.36%	4.98%	25.85%	4.25%	0.03%	100.00%	8

**SOUTHWEST GAS CORPORATION  
COMPUTATION OF THE MODIFIED MASSACHUSETTS FORMULA (MMF)  
EFFECTIVE AT DECEMBER 31, 2022**

Line No.	Description (a)	AZ (b)	NCA (c)	SCA (d)	SLT (e)	NNV (f)	SNV (g)	Paute (h)	SGTC (i)	Total (j)	Line No.
1	Direct Labor	\$ 49,474,533	\$ 1,317,855	\$ 8,180,880	\$ 1,582,933	\$ 5,753,950	\$ 20,664,025	\$ 4,299,646	\$ 96,585	\$ 91,370,409	1
2	Percent to Total	54.15%	1.44%	8.95%	1.73%	6.30%	22.62%	4.71%	0.11%	100.00%	2
3	Margin	\$ 556,904,754	\$ 22,784,935	\$ 86,497,409	\$ 14,719,475	\$ 44,705,673	\$ 282,070,007	\$ 43,573,307	\$ 331,386	\$ 1,051,586,946	3
4	Percent to Total	52.96%	2.17%	8.23%	1.40%	4.25%	26.82%	4.14%	0.03%	100.00%	4
5	Gross Plant	\$ 4,469,813,639	\$ 163,450,682	\$ 563,086,329	\$ 93,979,369	\$ 318,085,158	\$ 2,257,059,478	\$ 291,852,936	\$ 2,462,079	\$ 8,159,789,670	5
6	Percent to Total	54.78%	2.00%	6.90%	1.15%	3.90%	27.66%	3.58%	0.03%	100.00%	6
7	Total	161.88%	5.61%	24.08%	4.28%	14.45%	77.10%	12.43%	0.17%	300.00%	7
8	Total MMF	53.96%	1.87%	8.03%	1.43%	4.82%	25.70%	4.14%	0.06%	100.00%	8

**SOUTHWEST GAS CORPORATION  
COMPUTATION OF THE MODIFIED MASSACHUSETTS FORMULA (MMF)  
EFFECTIVE AT DECEMBER 31, 2023**

Line No.	Description (a)	AZ (b)	NCA (c)	SCA (d)	SLT (e)	NNV (f)	SNV (g)	Paute (h)	SGTC (i)	Total (j)	Line No.
1	Direct Labor	\$ 53,253,392	\$ 1,304,579	\$ 8,637,052	\$ 1,749,441	\$ 6,117,623	\$ 22,241,517	\$ 4,279,235	\$ 299,969	\$ 97,882,808	1
2	Percent to Total	54.41%	1.33%	8.82%	1.79%	6.25%	22.72%	4.37%	0.31%	100.00%	2
3	Margin	\$ 601,754,351	\$ 24,297,834	\$ 89,035,674	\$ 16,592,869	\$ 46,943,915	\$ 294,878,979	\$ 43,504,066	\$ 348,260	\$ 1,117,355,949	3
4	Percent to Total	53.86%	2.17%	7.97%	1.49%	4.20%	26.39%	3.89%	0.03%	100.00%	4
5	Gross Plant	\$ 4,731,302,736	\$ 172,193,285	\$ 612,083,471	\$ 108,150,995	\$ 341,548,564	\$ 2,388,966,891	\$ 294,559,357	\$ 4,246,677	\$ 8,653,051,976	5
6	Percent to Total	54.68%	1.99%	7.07%	1.25%	3.95%	27.61%	3.40%	0.05%	100.00%	6
7	Total	162.94%	5.50%	23.87%	4.52%	14.40%	76.72%	11.67%	0.39%	300.00%	7
8	Total MMF	54.31%	1.83%	7.96%	1.51%	4.80%	25.57%	3.89%	0.13%	100.00%	8

**SOUTHWEST GAS CORPORATION  
COMPUTATION OF THE MODIFIED MASSACHUSETTS FORMULA (MMF)  
EFFECTIVE AT DECEMBER 31, 2024**

Line No.	Description (a)	AZ (b)	NCA (c)	SCA (d)	SLT (e)	NNV (f)	SNV (g)	Paiute (h)	SGTC (i)	Total (j)	Line No.
1	Direct Labor	\$ 53,253,392	\$ 1,304,579	\$ 8,637,052	\$ 1,749,441	\$ 6,117,623	\$ 22,241,517	\$ 4,279,235	\$ 299,969	\$ 97,882,808	1
2	Percent to Total	54.41%	1.33%	8.82%	1.79%	6.25%	22.72%	4.37%	0.31%	100.00%	2
3	Margin	\$ 601,754,351	\$ 24,297,834	\$ 89,035,674	\$ 16,592,869	\$ 46,943,915	\$ 294,878,979	\$ 43,504,066	\$ 348,260	\$ 1,117,355,949	3
4	Percent to Total	53.86%	2.17%	7.97%	1.49%	4.20%	26.39%	3.89%	0.03%	100.00%	4
5	Gross Plant	\$ 4,731,302,736	\$ 172,193,285	\$ 612,083,471	\$ 108,150,995	\$ 341,548,564	\$ 2,388,966,891	\$ 294,559,357	\$ 4,246,677	\$ 8,653,051,976	5
6	Percent to Total	54.68%	1.99%	7.07%	1.25%	3.95%	27.61%	3.40%	0.05%	100.00%	6
7	Total	162.94%	5.50%	23.87%	4.52%	14.40%	76.72%	11.67%	0.39%	300.00%	7
8	Total MMF	54.31%	1.83%	7.96%	1.51%	4.80%	25.57%	3.89%	0.13%	100.00%	8

**SOUTHWEST GAS CORPORATION  
COMPUTATION OF THE MODIFIED MASSACHUSETTS FORMULA (MMF)  
EFFECTIVE AT DECEMBER 31, 2025**

Line No.	Description (a)	AZ (b)	NCA (c)	SCA (d)	SLT (e)	NNV (f)	SNV (g)	Paute (h)	SGTC (i)	Total (j)	Line No.
1	Direct Labor	\$ 53,253,392	\$ 1,304,579	\$ 8,637,052	\$ 1,749,441	\$ 6,117,623	\$ 22,241,517	\$ 4,279,235	\$ 299,969	\$ 97,882,808	1
2	Percent to Total	54.41%	1.33%	8.82%	1.79%	6.25%	22.72%	4.37%	0.31%	100.00%	2
3	Margin	\$ 601,754,351	\$ 24,297,834	\$ 89,035,674	\$ 16,592,869	\$ 46,943,915	\$ 294,878,979	\$ 43,504,066	\$ 348,260	\$ 1,117,355,949	3
4	Percent to Total	53.86%	2.17%	7.97%	1.49%	4.20%	26.39%	3.89%	0.03%	100.00%	4
5	Gross Plant	\$ 4,731,302,736	\$ 172,193,285	\$ 612,083,471	\$ 108,150,995	\$ 341,548,564	\$ 2,388,966,891	\$ 294,559,357	\$ 4,246,677	\$ 8,653,051,976	5
6	Percent to Total	54.68%	1.99%	7.07%	1.25%	3.95%	27.61%	3.40%	0.05%	100.00%	6
7	Total	162.94%	5.50%	23.87%	4.52%	14.40%	76.72%	11.67%	0.39%	300.00%	7
8	Total MMF	54.31%	1.83%	7.96%	1.51%	4.80%	25.57%	3.89%	0.13%	100.00%	8



**SOUTHWEST GAS CORPORATION  
COMPUTATION OF THE MODIFIED MASSACHUSETTS FORMULA (MMF)  
EFFECTIVE AT DECEMBER 31, 2026**

Line No.	Description (a)	AZ (b)	NCA (c)	SCA (d)	SLT (e)	NNV (f)	SNV (g)	Paute (h)	SGTC (i)	Total (j)	Line No.
1	Direct Labor	\$ 53,253,392	\$ 1,304,579	\$ 8,637,052	\$ 1,749,441	\$ 6,117,623	\$ 22,241,517	\$ 4,279,235	\$ 299,969	\$ 97,882,808	1
2	Percent to Total	54.41%	1.33%	8.82%	1.79%	6.25%	22.72%	4.37%	0.31%	100.00%	2
3	Margin	\$ 601,754,351	\$ 24,297,834	\$ 89,035,674	\$ 16,592,869	\$ 46,943,915	\$ 294,878,979	\$ 43,504,066	\$ 348,260	\$ 1,117,355,949	3
4	Percent to Total	53.86%	2.17%	7.97%	1.49%	4.20%	26.39%	3.89%	0.03%	100.00%	4
5	Gross Plant	\$ 4,731,302,736	\$ 172,193,285	\$ 612,083,471	\$ 108,150,995	\$ 341,548,564	\$ 2,388,966,891	\$ 294,559,357	\$ 4,246,677	\$ 8,653,051,976	5
6	Percent to Total	54.68%	1.99%	7.07%	1.25%	3.95%	27.61%	3.40%	0.05%	100.00%	6
7	Total	162.94%	5.50%	23.87%	4.52%	14.40%	76.72%	11.67%	0.39%	300.00%	7
8	Total MMF	54.31%	1.83%	7.96%	1.51%	4.80%	25.57%	3.89%	0.13%	100.00%	8

**SOUTHWEST GAS CORPORATION  
SOUTHERN CALIFORNIA  
A&G OVERHEAD FACTOR [1]**

Line No.	Description (a)	Recorded					5-Year Average (g)	Projected 2024 (h)	Projected 2025 (i)	Test Year 2026 (j)	Line No.
		2019 (b)	2020 (c)	2021 (d)	2022 (e)	2023 (f)					
1	Arizona	62.80%	52.09%	52.43%	54.61%	51.59%	54.70%				1
2	<b>Southern California</b>	<b>5.52%</b>	<b>7.98%</b>	<b>9.16%</b>	<b>7.19%</b>	<b>7.84%</b>	<b>7.54%</b>	<b>7.54%</b>	<b>7.54%</b>	<b>7.54%</b>	2
3	Northern California	0.87%	0.77%	1.36%	3.39%	5.79%	2.44%				3
4	South Lake Tahoe	1.86%	1.65%	3.14%	2.56%	1.35%	2.11%				4
5	Southern Nevada	26.78%	34.45%	29.01%	27.68%	29.10%	29.40%				5
6	Northern Nevada	2.17%	3.05%	4.91%	4.57%	4.32%	3.80%				6
7	Total	<u>100.00%</u>	<u>100.00%</u>	<u>100.00%</u>	<u>100.00%</u>	<u>100.00%</u>	<u>100.00%</u>	<u>100.00%</u>	<u>100.00%</u>	<u>100.00%</u>	7

[1] Allocates Account 922 to each ratemaking jurisdiction based on each jurisdiction's relative percentage of capital expenditures.

**SOUTHWEST GAS CORPORATION  
 CALIFORNIA  
 4-FACTOR  
 2019 THROUGH 2026**

Line No.	Description	2019	2020	2021	2022	2023	2024	2025	2026	Line No.
	(a)	(b)	(c)	(d)	(e)	(f)	(g)	(h)	(i)	
1	Northern California Jurisdiction 4-Factor	1.51%	1.58%	1.47%	1.50%	1.59%	1.59%	1.59%	1.59%	1
2	South Lake Tahoe Jurisdiction 4-Factor	1.37%	1.36%	1.38%	1.35%	1.41%	1.41%	1.41%	1.41%	2
3	Southern California Jurisdiction 4-Factor	8.05%	7.50%	7.38%	7.93%	7.93%	7.93%	7.93%	7.93%	3
4	California 4-Factor	<u>10.93%</u>	<u>10.44%</u>	<u>10.23%</u>	<u>10.78%</u>	<u>10.94%</u>	<u>10.94%</u>	<u>10.94%</u>	<u>10.94%</u>	4
5	California 4-Factor Weighting - NCA	13.80%	15.15%	14.36%	13.95%	14.57%	14.57%	14.57%	14.57%	5
6	California 4-Factor Weighting - SLT	12.51%	13.02%	13.45%	12.49%	12.92%	12.92%	12.92%	12.92%	6
7	California 4-Factor Weighting - SCA	73.69%	71.82%	72.20%	73.56%	72.51%	72.51%	72.51%	72.51%	7

**CHAPTER 9**  
**Billing Determinants**

**Company Witness:**  
**Brandy Little**

**SOUTHWEST GAS CORPORATION  
SOUTHERN CALIFORNIA  
CHAPTER 9  
BILLING DETERMINANTS**

Chapter 9 sets forth the terms and number of bills of Southwest Gas Corporation as recorded for the twelve months ended December 31, 2023, and as forecasted for the years 2024, 2025, and, the test year, 2026.

Forecasted terms and number of bills were developed utilizing a combination of regression analysis, historical usage patterns, recent customer levels, and information provided by personnel in the operating division. A data base of monthly data from January 2020 through December 2023 was utilized in the development of the regression equations.

Regression equations were used to forecast consumption per customer for the heat-sensitive customer classes. Forecasted number of bills were developed based on recent customer levels and customer growth information provided by division personnel. Terms were calculated as the multiplicative product of consumption per customer and number of bills. Term projections for the remaining customer classes were developed based on historical usage patterns and information provided by division personnel conversant with local conditions.

**SOUTHWEST GAS CORPORATION  
SOUTHERN CALIFORNIA  
BILLING DETERMINANTS  
TWELVE MONTH TOTAL ENDED DECEMBER 2023 AS RECORDED**

<b>Line No.</b>	<b>Description</b>	<b>Rate Schedule</b>	<b>Number of Bills</b>	<b>Therms</b>
	(a)	(b)	(c)	(d)
1	Residential Gas Service	G-10	1,052,925	43,935,686
2	Residential Gas Service - PQ/MS	G-10	16,734	786,351
3	Residential Gas Service - Gas Lights, 0.4800 therms/day	G-10L	147	2,145
4	Residential Gas Service - Gas Lights, 0.6200 therms/day	G-10L	6	113
5	Residential Gas Service - Gas Lights, 0.4800 therms/day, Expansion Area	G-10L	0	0
6	Air Conditioning Residential Gas Service	G-11	0	0
7	CARE Residential Gas Service	G-12	625,551	25,914,919
8	CARE Residential Gas Service - PQ/MS	G-12	17,768	813,811
9	Secondary Residential Gas Service	G-15	77,374	2,788,332
10	Secondary Residential Gas Service - Gas Lights, 0.4800 therms/day	G-15L	0	0
11	Multi-Family Master-Metered Gas Service, w/o Submeter - Master Metered Apa	G-20	204	161,073
12	Multi-Family Master-Metered Gas Service, w/o Submeter - Master Metered Mob	G-20	12	4,369
13	Multi-Family Master-Metered Gas Service, w/o Submeter - Armed Forces Gene	G-20	12	49,891
14	Multi-Family Master-Metered Gas Service, Submetered - Master Metered Aparti	G-25	11	2,677
15	CARE Multi-Family Master-Metered Gas Service, Submetered - Master Meterex	G-25	0	0
16	Multi-Family Master-Metered Gas Service, Submetered - Master Metered Mobil	G-25	21	8,432
17	CARE Multi-Family Master-Metered Gas Service, Submetered - Master Meterex	G-25	198	402,151
18	Multi-Family Master-Metered Gas Service, Submetered - Armed Forces	G-25	0	0
19	CARE Multi-Family Master-Metered Gas Service, Submetered - Armed Forces	G-25	0	0
20	Agriculture Employee Housing & Nonprofit Group Living Gas Service - Small Cc	G-35	200	50,221
21	Core General Gas Service - Master Metered Apartments	G-40	0	0
22	Core General Gas Service - Master Metered Mobile Home Park	G-40	0	0
23	Core General Gas Service - Small Commercial	G-40	77,735	16,501,292
24	Core General Gas Service - Large Commercial	G-40	184	1,084,975
25	Core General Gas Service - Small Industrial	G-40	312	772,928
26	Core General Gas Service - Large Industrial	G-40	168	3,806,936
27	Core General Gas Service - Irrigation Pumping	G-40	0	0
28	Core General Gas Service - Armed Forces	G-40	0	0
29	Core General Gas Service - Resale	G-40	12	12,335
30	Core General Gas Service - Compressed Natural Gas on Customer's Premise	G-40	0	0

**SOUTHWEST GAS CORPORATION  
 SOUTHERN CALIFORNIA  
 BILLING DETERMINANTS  
 TWELVE MONTH TOTAL ENDED DECEMBER 2023 AS RECORDED**

Line No.	Description (a)	Rate Schedule (b)	Number of Bills (c)	Therms (d)
31	Core General Gas Service - Gaslight, 0.4800 therms/day, Small Commercial	G-40GL	0	0
32	Core for Motor Vehicles Gas Service - Compressed Natural Gas on Customer's	G-50	72	963,748
33	Core for Motor Vehicles Gas Service - Compressed Natural Gas by Southwest	G-50	12	1,544,339
34	Core Internal Combustion Engine Gas Service - Small Commercial w/ AC	G-60	24	29,582
35	Core Internal Combustion Engine Gas Service - Irrigation Pumping	G-60	72	3,951
36	Core Small Electric Power Generation Gas Service - Electric Generation	G-66	239	3,473,013
37	City of Victorville Gas Service - Large Commercial	G-VIC	0	0
38	City of Victorville Gas Service - Resale	G-VIC	12	2,578,751
39	LUZ Solar Electric Power Generation Gas Service - Large Commercial	G-LUZ	0	0
40	LUZ Solar Electric Power Generation Gas Service - Industrial Cogeneration	G-LUZ	12	57,580
	<b>Total Sales Service</b>		<b>1,870,017</b>	<b>105,749,601</b>
41	Transportation, Noncore General - Residential	G-70	0	0
42	Transportation, Noncore General - Master Metered	G-70	0	0
43	Transportation, Noncore General - Commercial	G-70	48	2,184,100
44	Transportation, Noncore General - Military	G-70	36	1,172,790
45	Transportation, Noncore General - Industrial	G-70	0	0
46	Transportation, Noncore General - Cogeneration	G-70	0	0
47	Transportation, Noncore General - Irrigation	G-70	0	0
48	Transportation, Noncore General - Water Pumping	G-70	0	0
49	Transportation, Noncore General - Compressed Natural Gas	G-70	0	0
50	Transportation, Noncore General - Essential Agriculture	G-70	0	0
51	Transportation, Noncore General - Electric Generation	G-70	3	67,000
52	Transportation, Noncore General - Core Aggregation Agency	G-70	0	0
53	Transportation, Noncore General - Negotiated Industrial	G-70	0	0
54	Transportation, Noncore General - Negotiated Essential Agriculture	G-70	0	0
55	Transportation, Noncore General - Negotiated Compressed Natural Gas	G-70	0	0
56	Transportation, Noncore General - Negotiated Electric Generation	G-70	0	0
57	Transportation, Noncore General - Negotiated Sales	G-70	0	0
58	Transportation, Noncore General - Negotiated Cogeneration	G-70	0	0
59	Transportation, Noncore General - Negotiated Commercial	G-70	0	0

**SOUTHWEST GAS CORPORATION  
 SOUTHERN CALIFORNIA  
 BILLING DETERMINANTS  
 TWELVE MONTH TOTAL ENDED DECEMBER 2023 AS RECORDED**

Line No.	Description (a)	Rate Schedule (b)	Number of Bills (c)	Therms (d)
60	Transportation, Core General - Residential	G-10	0	0
61	Transportation, Core General - Master Metered	G-20	0	0
62	Transportation, Core General - Commercial	G-40	0	0
63	Transportation, Core General - Industrial	G-40	0	0
64	Transportation, Core General - Compressed Natural Gas for Motor Vehicles	G-50	0	0
65	Transportation, Core General - Internal Combustion Engine, Irrigation	G-60	0	0
66	Transportation - City of Victorville, Master Metered	G-VIC	0	0
67	Transportation - LUZ Solar Electric Power Generation, Cogeneration	G-LUZ	0	0
<b>Total Transportation Service</b>			<b>87</b>	<b>3,423,890</b>
<b>Total Gas Service</b>			<b>1,870,104</b>	<b>109,173,491</b>



**SOUTHWEST GAS CORPORATION  
SOUTHERN CALIFORNIA  
BILLING DETERMINANTS  
TWELVE MONTH TOTAL ENDED DECEMBER 2024**

<b>Line No.</b>	<b>Description</b>	<b>Rate Schedule</b>	<b>Number of Bills [1]</b>	<b>Therms [1]</b>
	(a)	(b)	(c)	(d)
1	Residential Gas Service	G-10	1,044,187	37,069,481
2	Residential Gas Service - PQ/MS	G-10	16,070	654,446
3	Residential Gas Service - Gas Lights, 0.4800 therms/day	G-10L	132	1,932
4	Residential Gas Service - Gas Lights, 0.6200 therms/day	G-10L	12	227
5	Residential Gas Service - Gas Lights, 0.4800 therms/day, Expansion Area	G-10L	0	0
6	Air Conditioning Residential Gas Service	G-11	0	0
7	CARE Residential Gas Service	G-12	653,978	23,800,553
8	CARE Residential Gas Service - PQ/MS	G-12	16,662	643,120
9	Secondary Residential Gas Service	G-15	78,598	2,497,414
10	Secondary Residential Gas Service - Gas Lights, 0.4800 therms/day	G-15L	0	0
11	Multi-Family Master-Metered Gas Service, w/o Submeter - Master Metered Apa	G-20	204	147,777
12	Multi-Family Master-Metered Gas Service, w/o Submeter - Master Metered Mob	G-20	12	4,010
13	Multi-Family Master-Metered Gas Service, w/o Submeter - Armed Forces Gene	G-20	12	45,773
14	Multi-Family Master-Metered Gas Service, Submetered - Master Metered Aparti	G-25	12	2,932
15	CARE Multi-Family Master-Metered Gas Service, Submetered - Master Meterex	G-25	0	0
16	Multi-Family Master-Metered Gas Service, Submetered - Master Metered Mobil	G-25	12	5,396
17	CARE Multi-Family Master-Metered Gas Service, Submetered - Master Meterex	G-25	192	331,411
18	Multi-Family Master-Metered Gas Service, Submetered - Armed Forces	G-25	0	0
19	CARE Multi-Family Master-Metered Gas Service, Submetered - Armed Forces	G-25	0	0
20	Agriculture Employee Housing & Nonprofit Group Living Gas Service - Small Cc	G-35	228	59,654
21	Core General Gas Service - Master Metered Apartments	G-40	0	0
22	Core General Gas Service - Master Metered Mobile Home Park	G-40	0	0
23	Core General Gas Service - Small Commercial	G-40	77,242	14,277,584
24	Core General Gas Service - Large Commercial	G-40	180	961,012
25	Core General Gas Service - Small Industrial	G-40	276	699,902
26	Core General Gas Service - Large Industrial	G-40	168	3,580,152
27	Core General Gas Service - Irrigation Pumping	G-40	0	0
28	Core General Gas Service - Armed Forces	G-40	0	0
29	Core General Gas Service - Resale	G-40	12	10,649
30	Core General Gas Service - Compressed Natural Gas on Customer's Premise	G-40	0	0

**SOUTHWEST GAS CORPORATION  
 SOUTHERN CALIFORNIA  
 BILLING DETERMINANTS  
 TWELVE MONTH TOTAL ENDED DECEMBER 2024**

<b>Line No.</b>	<b>Description</b>	<b>Rate Schedule</b>	<b>Number of Bills [1]</b>	<b>Therms [1]</b>
	(a)	(b)	(c)	(d)
31	Core General Gas Service - Gaslight, 0.4800 therms/day, Small Commercial	G-40GL	0	0
32	Core for Motor Vehicles Gas Service - Compressed Natural Gas on Customer's	G-50	72	736,640
33	Core for Motor Vehicles Gas Service - Compressed Natural Gas by Southwest	G-50	24	1,490,169
34	Core Internal Combustion Engine Gas Service - Small Commercial w/ AC	G-60	24	26,593
35	Core Internal Combustion Engine Gas Service - Irrigation Pumping	G-60	72	3,392
36	Core Small Electric Power Generation Gas Service - Electric Generation	G-66	240	3,707,206
37	City of Victorville Gas Service - Large Commercial	G-VIC	0	0
38	City of Victorville Gas Service - Resale	G-VIC	0	0
39	LUZ Solar Electric Power Generation Gas Service - Large Commercial	G-LUZ	0	0
40	LUZ Solar Electric Power Generation Gas Service - Industrial Cogeneration	G-LUZ	12	44,097
	<b>Total Sales Service</b>		<b>1,888,633</b>	<b>90,801,522</b>
41	Transportation, Noncore General - Residential	G-70	0	0
42	Transportation, Noncore General - Master Metered	G-70	0	0
43	Transportation, Noncore General - Commercial	G-70	48	2,057,512
44	Transportation, Noncore General - Military	G-70	36	1,090,315
45	Transportation, Noncore General - Industrial	G-70	0	0
46	Transportation, Noncore General - Cogeneration	G-70	0	0
47	Transportation, Noncore General - Irrigation	G-70	0	0
48	Transportation, Noncore General - Water Pumping	G-70	0	0
49	Transportation, Noncore General - Compressed Natural Gas	G-70	0	0
50	Transportation, Noncore General - Essential Agriculture	G-70	0	0
51	Transportation, Noncore General - Electric Generation	G-70	12	322,629
52	Transportation, Noncore General - Core Aggregation Agency	G-70	0	0
53	Transportation, Noncore General - Negotiated Industrial	G-70	0	0
54	Transportation, Noncore General - Negotiated Essential Agriculture	G-70	0	0
55	Transportation, Noncore General - Negotiated Compressed Natural Gas	G-70	0	0
56	Transportation, Noncore General - Negotiated Electric Generation	G-70	0	0
57	Transportation, Noncore General - Negotiated Sales	G-70	0	0
58	Transportation, Noncore General - Negotiated Cogeneration	G-70	0	0
59	Transportation, Noncore General - Negotiated Commercial	G-70	0	0

**SOUTHWEST GAS CORPORATION  
 SOUTHERN CALIFORNIA  
 BILLING DETERMINANTS  
 TWELVE MONTH TOTAL ENDED DECEMBER 2024**

Line No.	Description (a)	Rate Schedule (b)	Number of Bills [1] (c)	Therms [1] (d)
60	Transportation, Core General - Residential	G-10	0	0
61	Transportation, Core General - Master Metered	G-20	0	0
62	Transportation, Core General - Commercial	G-40	0	0
63	Transportation, Core General - Industrial	G-40	0	0
64	Transportation, Core General - Compressed Natural Gas for Motor Vehicles	G-50	0	0
65	Transportation, Core General - Internal Combustion Engine, Irrigation	G-60	0	0
66	Transportation - City of Victorville, Master Metered	G-VIC	0	0
67	Transportation - LUZ Solar Electric Power Generation, Cogeneration	G-LUZ	0	0
<b>Total Transportation Service</b>			<b>96</b>	<b>3,470,456</b>
<b>Total Gas Service</b>			<b>1,888,729</b>	<b>94,271,978</b>

[1] Workpapers, Chapter 9, Sheet 51 - 55

**SOUTHWEST GAS CORPORATION  
 SOUTHERN CALIFORNIA  
 BILLING DETERMINANTS  
 TWELVE MONTH TOTAL ENDED DECEMBER 2025**

<b>Line No.</b>	<b>Description</b>	<b>Rate Schedule</b>	<b>Number of Bills [1]</b>	<b>Therms [1]</b>
	(a)	(b)	(c)	(d)
1	Residential Gas Service	G-10	1,053,884	39,231,939
2	Residential Gas Service - PQ/MS	G-10	15,439	649,605
3	Residential Gas Service - Gas Lights, 0.4800 therms/day	G-10L	132	1,932
4	Residential Gas Service - Gas Lights, 0.6200 therms/day	G-10L	12	227
5	Residential Gas Service - Gas Lights, 0.4800 therms/day, Expansion Area	G-10L	0	0
6	Air Conditioning Residential Gas Service	G-11	0	0
7	CARE Residential Gas Service	G-12	670,647	24,940,952
8	CARE Residential Gas Service - PQ/MS	G-12	16,048	651,384
9	Secondary Residential Gas Service	G-15	78,077	2,515,704
10	Secondary Residential Gas Service - Gas Lights, 0.4800 therms/day	G-15L	0	0
11	Multi-Family Master-Metered Gas Service, w/o Submeter - Master Metered Apa	G-20	204	141,178
12	Multi-Family Master-Metered Gas Service, w/o Submeter - Master Metered Mob	G-20	12	3,902
13	Multi-Family Master-Metered Gas Service, w/o Submeter - Armed Forces Gene	G-20	12	44,699
14	Multi-Family Master-Metered Gas Service, Submetered - Master Metered Aparti	G-25	12	2,915
15	CARE Multi-Family Master-Metered Gas Service, Submetered - Master Meterex	G-25	0	0
16	Multi-Family Master-Metered Gas Service, Submetered - Master Metered Mobil	G-25	12	5,512
17	CARE Multi-Family Master-Metered Gas Service, Submetered - Master Meterex	G-25	192	330,354
18	Multi-Family Master-Metered Gas Service, Submetered - Armed Forces	G-25	0	0
19	CARE Multi-Family Master-Metered Gas Service, Submetered - Armed Forces	G-25	0	0
20	Agriculture Employee Housing & Nonprofit Group Living Gas Service - Small Cc	G-35	228	53,699
21	Core General Gas Service - Master Metered Apartments	G-40	0	0
22	Core General Gas Service - Master Metered Mobile Home Park	G-40	0	0
23	Core General Gas Service - Small Commercial	G-40	77,191	14,271,450
24	Core General Gas Service - Large Commercial	G-40	180	961,012
25	Core General Gas Service - Small Industrial	G-40	276	699,902
26	Core General Gas Service - Large Industrial	G-40	168	3,580,152
27	Core General Gas Service - Irrigation Pumping	G-40	0	0
28	Core General Gas Service - Armed Forces	G-40	0	0
29	Core General Gas Service - Resale	G-40	12	10,649
30	Core General Gas Service - Compressed Natural Gas on Customer's Premise	G-40	0	0

**SOUTHWEST GAS CORPORATION  
 SOUTHERN CALIFORNIA  
 BILLING DETERMINANTS  
 TWELVE MONTH TOTAL ENDED DECEMBER 2025**

Line No.	Description (a)	Rate Schedule (b)	Number of Bills [1] (c)	Therms [1] (d)
31	Core General Gas Service - Gaslight, 0.4800 therms/day, Small Commercial	G-40GL	0	0
32	Core for Motor Vehicles Gas Service - Compressed Natural Gas on Customer's	G-50	72	736,640
33	Core for Motor Vehicles Gas Service - Compressed Natural Gas by Southwest	G-50	24	1,490,169
34	Core Internal Combustion Engine Gas Service - Small Commercial w/ AC	G-60	24	26,593
35	Core Internal Combustion Engine Gas Service - Irrigation Pumping	G-60	72	3,392
36	Core Small Electric Power Generation Gas Service - Electric Generation	G-66	240	3,707,206
37	City of Victorville Gas Service - Large Commercial	G-VIC	0	0
38	City of Victorville Gas Service - Resale	G-VIC	0	0
39	LUZ Solar Electric Power Generation Gas Service - Large Commercial	G-LUZ	0	0
40	LUZ Solar Electric Power Generation Gas Service - Industrial Cogeneration	G-LUZ	12	44,097
	<b>Total Sales Service</b>		<b>1,913,182</b>	<b>94,105,264</b>
41	Transportation, Noncore General - Residential	G-70	0	0
42	Transportation, Noncore General - Master Metered	G-70	0	0
43	Transportation, Noncore General - Commercial	G-70	48	2,057,512
44	Transportation, Noncore General - Military	G-70	36	1,090,315
45	Transportation, Noncore General - Industrial	G-70	0	0
46	Transportation, Noncore General - Cogeneration	G-70	0	0
47	Transportation, Noncore General - Irrigation	G-70	0	0
48	Transportation, Noncore General - Water Pumping	G-70	0	0
49	Transportation, Noncore General - Compressed Natural Gas	G-70	0	0
50	Transportation, Noncore General - Essential Agriculture	G-70	0	0
51	Transportation, Noncore General - Electric Generation	G-70	12	322,629
52	Transportation, Noncore General - Core Aggregation Agency	G-70	0	0
53	Transportation, Noncore General - Negotiated Industrial	G-70	0	0
54	Transportation, Noncore General - Negotiated Essential Agriculture	G-70	0	0
55	Transportation, Noncore General - Negotiated Compressed Natural Gas	G-70	0	0
56	Transportation, Noncore General - Negotiated Electric Generation	G-70	0	0
57	Transportation, Noncore General - Negotiated Sales	G-70	0	0
58	Transportation, Noncore General - Negotiated Cogeneration	G-70	0	0
59	Transportation, Noncore General - Negotiated Commercial	G-70	0	0

**SOUTHWEST GAS CORPORATION  
 SOUTHERN CALIFORNIA  
 BILLING DETERMINANTS  
 TWELVE MONTH TOTAL ENDED DECEMBER 2025**

Line No.	Description (a)	Rate Schedule (b)	Number of Bills [1] (c)	Therms [1] (d)
60	Transportation, Core General - Residential	G-10	0	0
61	Transportation, Core General - Master Metered	G-20	0	0
62	Transportation, Core General - Commercial	G-40	0	0
63	Transportation, Core General - Industrial	G-40	0	0
64	Transportation, Core General - Compressed Natural Gas for Motor Vehicles	G-50	0	0
65	Transportation, Core General - Internal Combustion Engine, Irrigation	G-60	0	0
66	Transportation - City of Victorville, Master Metered	G-VIC	0	0
67	Transportation - LUZ Solar Electric Power Generation, Cogeneration	G-LUZ	0	0
<b>Total Transportation Service</b>			<b>96</b>	<b>3,470,456</b>
<b>Total Gas Service</b>			<b>1,913,278</b>	<b>97,575,720</b>

[1] Workpapers, Chapter 9, Sheet 26- 30

**SOUTHWEST GAS CORPORATION  
 SOUTHERN CALIFORNIA  
 BILLING DETERMINANTS  
 TWELVE MONTH TOTAL ENDED DECEMBER 2026**

<b>Line No.</b>	<b>Description</b>	<b>Rate Schedule</b>	<b>Number of Bills [1]</b>	<b>Therms [1]</b>
	(a)	(b)	(c)	(d)
1	Residential Gas Service	G-10	1,062,779	39,756,803
2	Residential Gas Service - PQ/MS	G-10	14,807	623,769
3	Residential Gas Service - Gas Lights, 0.4800 therms/day	G-10L	132	1,932
4	Residential Gas Service - Gas Lights, 0.6200 therms/day	G-10L	12	227
5	Residential Gas Service - Gas Lights, 0.4800 therms/day, Expansion Area	G-10L	0	0
6	Air Conditioning Residential Gas Service	G-11	0	0
7	CARE Residential Gas Service	G-12	682,108	25,382,444
8	CARE Residential Gas Service - PQ/MS	G-12	15,523	631,752
9	Secondary Residential Gas Service	G-15	77,541	2,496,891
10	Secondary Residential Gas Service - Gas Lights, 0.4800 therms/day	G-15L	0	0
11	Multi-Family Master-Metered Gas Service, w/o Submeter - Master Metered Apa	G-20	204	141,016
12	Multi-Family Master-Metered Gas Service, w/o Submeter - Master Metered Mob	G-20	12	3,872
13	Multi-Family Master-Metered Gas Service, w/o Submeter - Armed Forces Gene	G-20	12	44,695
14	Multi-Family Master-Metered Gas Service, Submetered - Master Metered Aparti	G-25	12	2,915
15	CARE Multi-Family Master-Metered Gas Service, Submetered - Master Meterex	G-25	0	0
16	Multi-Family Master-Metered Gas Service, Submetered - Master Metered Mobil	G-25	12	5,512
17	CARE Multi-Family Master-Metered Gas Service, Submetered - Master Meterex	G-25	192	330,345
18	Multi-Family Master-Metered Gas Service, Submetered - Armed Forces	G-25	0	0
19	CARE Multi-Family Master-Metered Gas Service, Submetered - Armed Forces	G-25	0	0
20	Agriculture Employee Housing & Nonprofit Group Living Gas Service - Small Cc	G-35	228	53,174
21	Core General Gas Service - Master Metered Apartments	G-40	0	0
22	Core General Gas Service - Master Metered Mobile Home Park	G-40	0	0
23	Core General Gas Service - Small Commercial	G-40	77,171	14,270,260
24	Core General Gas Service - Large Commercial	G-40	180	961,012
25	Core General Gas Service - Small Industrial	G-40	276	699,902
26	Core General Gas Service - Large Industrial	G-40	168	3,580,152
27	Core General Gas Service - Irrigation Pumping	G-40	0	0
28	Core General Gas Service - Armed Forces	G-40	0	0
29	Core General Gas Service - Resale	G-40	12	10,649
30	Core General Gas Service - Compressed Natural Gas on Customer's Premise	G-40	0	0

**SOUTHWEST GAS CORPORATION  
 SOUTHERN CALIFORNIA  
 BILLING DETERMINANTS  
 TWELVE MONTH TOTAL ENDED DECEMBER 2026**

Line No.	Description (a)	Rate Schedule (b)	Number of Bills [1] (c)	Therms [1] (d)
31	Core General Gas Service - Gaslight, 0.4800 therms/day, Small Commercial	G-40GL	0	0
32	Core for Motor Vehicles Gas Service - Compressed Natural Gas on Customer's	G-50	72	736,640
33	Core for Motor Vehicles Gas Service - Compressed Natural Gas by Southwest	G-50	24	1,490,169
34	Core Internal Combustion Engine Gas Service - Small Commercial w/ AC	G-60	24	26,593
35	Core Internal Combustion Engine Gas Service - Irrigation Pumping	G-60	72	3,392
36	Core Small Electric Power Generation Gas Service - Electric Generation	G-66	240	3,707,206
37	City of Victorville Gas Service - Large Commercial	G-VIC	0	0
38	City of Victorville Gas Service - Resale	G-VIC	0	0
39	LUZ Solar Electric Power Generation Gas Service - Large Commercial	G-LUZ	0	0
40	LUZ Solar Electric Power Generation Gas Service - Industrial Cogeneration	G-LUZ	12	44,097
	<b>Total Sales Service</b>		<b>1,931,825</b>	<b>95,005,419</b>
41	Transportation, Noncore General - Residential	G-70	0	0
42	Transportation, Noncore General - Master Metered	G-70	0	0
43	Transportation, Noncore General - Commercial	G-70	48	2,057,512
44	Transportation, Noncore General - Military	G-70	36	1,090,315
45	Transportation, Noncore General - Industrial	G-70	0	0
46	Transportation, Noncore General - Cogeneration	G-70	0	0
47	Transportation, Noncore General - Irrigation	G-70	0	0
48	Transportation, Noncore General - Water Pumping	G-70	0	0
49	Transportation, Noncore General - Compressed Natural Gas	G-70	0	0
50	Transportation, Noncore General - Essential Agriculture	G-70	0	0
51	Transportation, Noncore General - Electric Generation	G-70	12	322,629
52	Transportation, Noncore General - Core Aggregation Agency	G-70	0	0
53	Transportation, Noncore General - Negotiated Industrial	G-70	0	0
54	Transportation, Noncore General - Negotiated Essential Agriculture	G-70	0	0
55	Transportation, Noncore General - Negotiated Compressed Natural Gas	G-70	0	0
56	Transportation, Noncore General - Negotiated Electric Generation	G-70	0	0
57	Transportation, Noncore General - Negotiated Sales	G-70	0	0
58	Transportation, Noncore General - Negotiated Cogeneration	G-70	0	0
59	Transportation, Noncore General - Negotiated Commercial	G-70	0	0



**SOUTHWEST GAS CORPORATION  
 SOUTHERN CALIFORNIA  
 BILLING DETERMINANTS  
 TWELVE MONTH TOTAL ENDED DECEMBER 2026**

Line No.	Description (a)	Rate Schedule (b)	Number of Bills [1] (c)	Therms [1] (d)
60	Transportation, Core General - Residential	G-10	0	0
61	Transportation, Core General - Master Metered	G-20	0	0
62	Transportation, Core General - Commercial	G-40	0	0
63	Transportation, Core General - Industrial	G-40	0	0
64	Transportation, Core General - Compressed Natural Gas for Motor Vehicles	G-50	0	0
65	Transportation, Core General - Internal Combustion Engine, Irrigation	G-60	0	0
66	Transportation - City of Victorville, Master Metered	G-VIC	0	0
67	Transportation - LUZ Solar Electric Power Generation, Cogeneration	G-LUZ	0	0
<b>Total Transportation Service</b>			<b>96</b>	<b>3,470,456</b>
<b>Total Gas Service</b>			<b>1,931,921</b>	<b>98,475,875</b>

[1] Workpapers, Chapter 9, Sheet 1 - 5

**CHAPTER 10**  
**Operating Revenues**

**Company Witness:**  
**Randi L. Cunningham**

**SOUTHWEST GAS CORPORATION  
SOUTHERN CALIFORNIA  
OPERATING MARGIN  
CHAPTER 10**

This chapter sets forth both Southwest Gas' authorized operating margins by rate schedule for 2021 through 2025 and the requested operating margins by rate schedule for 2026 through 2030.

**SOUTHWEST GAS CORPORATION  
SOUTHERN CALIFORNIA RATE JURISDICTION  
SUMMARY OF AUTHORIZED OPERATING MARGIN FOR 2021 - 2025 [1]**

Line No.	Description (a)	Rate Schedule (b)	2021 (c)	2022 (d)	2023 (e)	2024 (f)	2025 (g)	Line No.
1	Primary Residential Gas Service	GS-10/ GS-12	\$ 63,213,843	\$ 64,984,852	\$ 66,512,452	\$ 70,433,060	\$ 72,358,532	1
2	Residential Air Conditioning Gas Service	GS-11	\$ 0	\$ 0	\$ 0	\$ 0	\$ 0	2
3	Secondary Residential Gas Service	GS-15	\$ 2,439,183	\$ 2,507,973	\$ 2,567,309	\$ 2,719,602	\$ 2,794,391	3
4	Multi-Family Master Metered Gas Service	GS-20	\$ 183,775	\$ 189,709	\$ 194,827	\$ 207,961	\$ 214,413	4
5	Multi-Family Master Metered Gas Service - Submetered	GS-25	\$ 454,553	\$ 478,350	\$ 498,877	\$ 551,558	\$ 577,430	5
6	Core General Gas Service	GS-35/ GS-40	\$ 9,003,765	\$ 9,257,686	\$ 9,476,709	\$ 10,038,891	\$ 10,314,961	6
7	Core Natural Gas Service for Motor Vehicles	GS-50	\$ 302,641	\$ 311,176	\$ 318,531	\$ 337,436	\$ 346,715	7
8	Core Internal Combustion Engine Gas Service	GS-60	\$ 7,911	\$ 8,134	\$ 8,326	\$ 8,820	\$ 9,063	8
9	Core Small Electric Power Generation Gas Service	GS-66	\$ 992,027	\$ 1,020,004	\$ 1,044,152	\$ 1,106,087	\$ 1,136,504	9
10	Sales Subtotal		<u>\$76,597,698</u>	<u>\$78,757,884</u>	<u>\$80,621,183</u>	<u>\$85,403,415</u>	<u>\$87,752,009</u>	10
11	Noncore General Gas Transportation Service	GS-70	\$ 1,183,678	\$ 1,217,060	\$ 1,245,842	\$ 1,319,758	\$ 1,356,051	11
12	City of Victorville	GS-VIC	\$ 299,420	\$ 307,864	\$ 315,148	\$ 333,836	\$ 343,016	12
13	LUZ Solar Electric Generation Gas Service	GS-LUZ	\$ 0	\$ 0	\$ 0	\$ 0	\$ 0	13
14	Special Contract Gas Service	G-T	0	0	0	0	0	14
15	Other Operating Revenue		\$ 1,889,607	\$ 1,942,897	\$ 1,988,868	\$ 2,106,844	\$ 2,164,782	15
16	Total Margin Revenue		<u>\$79,970,403</u>	<u>\$82,225,705</u>	<u>\$84,171,041</u>	<u>\$89,163,853</u>	<u>\$91,615,858</u>	16

[1] Chapter 10 Workpapers

**SOUTHWEST GAS CORPORATION  
SOUTHERN CALIFORNIA RATE JURISDICTION  
SUMMARY OF PROPOSED OPERATING MARGIN FOR 2026 - 2030 [1] & [2]**

Line No.	Description (a)	Rate Schedule (b)	2026 (c)	2027 (d)	2028 (e)	2029 (f)	2030 (g)	Line No.
1	Primary Residential Gas Service	GS-10/ GS-12	\$ 106,325,780	\$ 110,830,242	\$ 112,238,032	\$ 115,316,649	\$ 118,479,845	1
2	Residential Air Conditioning Gas Service	GS-11	\$ 0	\$ 0	\$ 0	\$ 0	\$ 0	2
3	Secondary Residential Gas Service	GS-15	\$ 5,219,507	\$ 5,441,237	\$ 5,510,535	\$ 5,662,079	\$ 5,817,786	3
4	Multi-Family Master Metered Gas Service	GS-20	\$ 277,339	\$ 290,201	\$ 294,220	\$ 303,011	\$ 312,043	4
5	Multi-Family Master Metered Gas Service - Submetered	GS-25	\$ 275,110	\$ 298,093	\$ 305,276	\$ 320,983	\$ 337,124	5
6	Core General Gas Service	GS-35/ GS-40	\$ 13,260,385	\$ 13,823,701	\$ 13,999,755	\$ 14,384,759	\$ 14,780,340	6
7	Core Natural Gas Service for Motor Vehicles	GS-50	\$ 402,306	\$ 419,396	\$ 424,738	\$ 436,418	\$ 448,420	7
8	Core Internal Combustion Engine Gas Service	GS-60	\$ 15,137	\$ 15,780	\$ 15,981	\$ 16,421	\$ 16,872	8
9	Core Small Electric Power Generation Gas Service	GS-66	\$ 1,621,875	\$ 1,690,774	\$ 1,712,307	\$ 1,759,397	\$ 1,807,780	9
10	Sales Subtotal		<u>\$ 127,397,439</u>	<u>\$ 132,809,424</u>	<u>\$ 134,500,844</u>	<u>\$ 138,199,717</u>	<u>\$ 142,000,210</u>	10
11	Noncore General Gas Transportation Service	GS-70	\$ 920,055	\$ 959,140	\$ 971,355	\$ 998,068	\$ 1,025,515	11
12	City of Victorville	GS-VIC	\$ 13,768	\$ 14,353	\$ 14,536	\$ 14,936	\$ 15,347	12
13	LUZ Solar Electric Generation Gas Service	GS-LUZ	\$ 0	\$ 0	\$ 0	\$ 0	\$ 0	13
14	Special Contract Gas Service	G-T	\$ 3,691	\$ 3,691	\$ 3,691	\$ 3,691	\$ 3,691	14
15	Other Operating Revenue		\$ 1,780,886	\$ 1,856,540	\$ 1,880,185	\$ 1,931,891	\$ 1,985,018	15
16	Total Margin Revenue		<u>\$ 130,115,839</u>	<u>\$ 135,643,148</u>	<u>\$ 137,370,610</u>	<u>\$ 141,148,303</u>	<u>\$ 145,029,781</u>	16

[1] Chapter 20.

[2] Chapter 22.

**CHAPTER 11**  
**Gas Supply, Transmission**  
**and**  
**Distribution Expenses**

## **CHAPTER 11A**

# **Cost of Purchased Gas and Upstream Transportation**

**Company Witness:  
Randi L. Cunningham**

**SOUTHWEST GAS CORPORATION  
SOUTHERN CALIFORNIA  
CHAPTER 11A  
LOST AND UNACCOUNTED FOR GAS (LUGF)**

This chapter sets forth Southwest Gas' distribution system average LUGF percentage for the five-year period 2019 through December 2023. Recorded system receipts and deliveries reflect a net loss for the period of 0.79 percent. Southwest Gas proposes to use this percentage to calculate Distribution System Shrinkage Charge applicable to transportation customer volumes.



**SOUTHWEST GAS CORPORATION  
 SOUTHERN CALIFORNIA RATE JURISDICTION  
 CALCULATION OF FIVE YEAR LOST AND UNACCOUNTED FOR GAS (LUFG)  
 TEST YEAR TWELVE MONTHS ENDED DECEMBER 31, 2026**

Line No.	Description (a)	Receipts (c)	Deliveries (b)	Unaccounted For (d)	Percent (e)	Line No.
Twelve Months Ending						
1	December 2019	102,899,850	102,770,460	129,390		1
2	December 2020	100,483,110	98,250,513	2,232,597		2
3	December 2021	96,421,680	95,216,057	1,205,623		3
4	December 2022	100,748,990	99,755,586	993,404		4
5	December 2023	108,481,890	109,033,925	(552,035)		5
6	Five Year Total	<u>509,035,520</u>	<u>505,026,541</u>	<u>4,008,979</u>		6
7	Five Year Average	<u>101,807,104</u>	<u>101,005,308</u>	<u>801,796</u>	<u>0.79%</u>	7

**CHAPTER 11B**  
**Other Gas Supply,**  
**Transmission and Distribution**

**Company Witness:**  
**Randi L. Cunningham**

**SOUTHWEST GAS CORPORATION  
SOUTHERN CALIFORNIA  
GAS SUPPLY, TRANSMISSION, AND DISTRIBUTION EXPENSES  
CHAPTER 11, TAB B**

Chapter 11B contains Southern California gas supply and distribution expenses in nominal dollars and 2023 dollars. Labor, labor loading, and materials and expenses are provided by FERC account. Five years of historical data is provided (2019 through 2023), and projections are provided for 2024, 2025, and Test Year 2026.

Recorded labor loading dollars were adjusted to remove payroll taxes, which are included in Chapter 16. Please see Chapter 18 for the recalculation of the recorded labor loading rate without payroll taxes.

**Projection Methodologies:** The labor loading (pensions and benefits) percentage for each projected year is calculated in Chapter 18. This percentage is applied to each dollar of projected labor in each account. The labor loading required for each projected year is calculated in the Chapter 11B workpapers, Sheet 7.

The projected amounts for labor and non-labor are escalated based on the general escalation factors described in Chapter 7.

**Gas Supply:** The corporate departments involved with the Company's gas supply function charge all or a portion of their time and related expenses to Account 813. Southwest Gas used the amounts recorded during 2023 as the basis to escalate these accounts since they represent ongoing expenses.

**Transmission:** Southwest Gas does not have plant that meets the FERC chart of accounts definition of transmission plant; therefore, there are no transmission-related expenses.

**Distribution:** When projecting distribution costs, viewing the distribution function as a whole is appropriate since each individual account within the distribution function can vary widely from year to year based on work requirements. As such, the same projection methodology is generally applied to all accounts. Southwest Gas based its projection for distribution expenses on 2023 expenses, with the following exceptions:

**Account 874:** headcount increased by one Damage Prevention Specialist. Some of the core responsibilities for this FTE are:

- Facilitate third-party excavator training program and other damage prevention training programs;

- Leverage virtual damage prevention training platform to enhance excavation safety awareness;
- Respond to Damage Prevention alerts and track follow-up activities;
- Respond to and investigate pipeline damages; identify causal factors and determine proper methods for remediation and mitigation;
- Increased utilization of Smart Score Ticket Risk Assessment (TRA) system;
- Track and update key damage prevention metrics; identify leading indicators to enhance TRA algorithms and effectiveness.

**Account 880:** Southwest Gas proposes two adjustments to Account 880:

1. Increase Account 880 expenses for the incremental costs of a Company initiative to AI/ML-Driven Dig-In Analytics. Account 880 was adjusted by 2 FTE of incremental labor for the AI/ML-Driven Dig-In Analytics initiative charged to O&M. These employees are expected to charge 90 percent to O&M and 10 percent to capital. One employee is 100 percent Southern California. The other employee is expected to charge 70 percent to Southern California, 15 percent to Northern California, and 15 percent to South Lake Tahoe California.
2. Remove pension balancing account (PBA) entries from Account 880. The Company is requesting to reset the authorized level of Southern California-allocated pension expense based on costs included in this GRC and will amortize the amount tracked in the PBA as shown in Chapter 17, Sheet 12.

**Account 892:** Increased by \$325,000 to address increased requirements by cities and counties for asphalt repair.

**SOUTHWEST GAS CORPORATION  
SOUTHERN CALIFORNIA  
GAS SUPPLY EXPENSE  
NOMINAL DOLLARS - 2019 THROUGH 2026**

Line No.	Description (a)	Account Number (b)	Recorded [1]				Projected 2024 (h)	Projected 2025 (i)	Test Year 2026 (j)	Line No.
			2019 (c)	2020 (d)	2021 (e)	2022 (f)				
	Other Gas Supply Expense	813								
1	Labor		\$ 103,677	\$ 107,040	\$ 103,700	\$ 100,480	\$ 111,886	\$ 125,824	\$ 129,720	1
2	Labor Loading [5]		50,295	55,845	60,829	57,258	56,713	61,112	61,112	2
3	Materials and Expenses		33,476	20,220	14,761	17,624	23,942	25,154	25,707	3
4	Total		\$ 187,448	\$ 183,105	\$ 179,290	\$ 175,362	\$ 192,541	\$ 212,090	\$ 216,539	4
	Escalation and Labor Loading									
5	Labor		48.51%	52.17%	58.66%	56.98%	50.69%	12.46%	15.94%	5
6	Labor Loading							48.57%	47.11%	6
7	Materials & Expenses							5.06%	7.37%	7

[1] Company Records

[2] Multiplied by the applicable escalation factor.

[3] Multiplied by the applicable escalation factor.

[4] Multiplied by the applicable escalation factor.

[5] Labor Loading equals Labor multiplied by the labor loading rate on Ln 6.

**SOUTHWEST GAS CORPORATION  
 SOUTHERN CALIFORNIA  
 GAS SUPPLY EXPENSE  
 REAL DOLLARS - 2019 THROUGH 2026**

Line No.	Description (a)	Account Number (b)	Recorded [1]					Projected 2024 (h)	Projected 2025 (i)	Test Year 2026 (j)	Line No.
			2019 (c)	2020 (d)	2021 (e)	2022 (f)	2023 (g)				
			\$ 123,565	\$ 126,019	\$ 116,609	\$ 104,616	\$ 111,886	\$ 111,886	\$ 111,886		1
1	Other Gas Supply Expense	813									
			\$ 59,944	\$ 65,747	\$ 68,401	\$ 59,615	\$ 56,713	\$ 54,342	\$ 52,711		2
2	Labor										
			\$ 39,898	\$ 23,805	\$ 16,599	\$ 18,349	\$ 23,942	\$ 23,942	\$ 23,942		3
3	Labor Loading										
			\$ 223,407	\$ 215,571	\$ 201,609	\$ 182,580	\$ 192,541	\$ 190,171	\$ 188,539		4
4	Materials and Expenses										
			\$ 0.8390	\$ 0.8494	\$ 0.8893	\$ 0.9605	\$ 1.0000				5
5	Total										
	Constant Dollar Factor										

[1] Company Records

**SOUTHWEST GAS CORPORATION  
SOUTHERN CALIFORNIA  
DISTRIBUTION EXPENSE  
NOMINAL DOLLARS - 2019 THROUGH 2026**

Line No.	Description (a)	Account Number (b)	2019 (c)	2020 (d)	2021 (e)	2022 (f)	2023 (g)	Projected 2024 (h)	Projected 2025 (i)	Test Year 2026 (j)	Line No.					
			Recorded [1]								Projected [2]		Projected [3]		Projected [4]	
<u>Operations</u>																
Operation Supervision & Engineering 870																
1	Labor		\$ 1,027,823	\$ 1,194,046	\$ 987,817	\$ 1,327,486	\$ 1,489,654	\$ 1,624,915	\$ 1,675,222	\$ 1,727,087	1					
2	Labor Loading [5]		498,614	622,962	579,440	756,466	755,071	813,644	813,644	813,644	2					
3	Materials and Expenses		161,248	91,679	173,797	267,800	474,003	486,802	497,998	508,954	3					
4	Total		\$ 1,687,686	\$ 1,908,687	\$ 1,741,054	\$ 2,351,752	\$ 2,718,728	\$ 2,925,360	\$ 2,986,864	\$ 3,049,685	4					
Distribution Load Dispatching 871																
5	Labor		\$ 81,390	\$ 104,578	\$ 107,305	\$ 113,379	\$ 124,123	\$ 135,393	\$ 139,585	\$ 143,907	5					
6	Labor Loading [5]		39,484	54,561	62,944	64,609	62,915	67,796	67,796	67,796	6					
7	Materials and Expenses		24,075	13,770	7,798	6,948	9,570	9,828	10,054	10,276	7					
8	Total		\$ 144,949	\$ 172,910	\$ 178,046	\$ 184,936	\$ 196,608	\$ 213,017	\$ 217,435	\$ 221,978	8					
Mains Expense 874																
9	Labor		\$ 700,418	\$ 671,796	\$ 633,810	\$ 652,259	\$ 586,361	\$ 732,321	\$ 754,994	\$ 778,368	9					
10	Labor Loading [5]		339,784	350,492	371,784	371,689	297,213	366,695	366,695	366,695	10					
11	Materials and Expenses		767,324	724,906	803,160	1,269,543	1,370,415	1,407,416	1,439,787	1,471,462	11					
12	Total		\$ 1,807,526	\$ 1,747,194	\$ 1,808,755	\$ 2,293,491	\$ 2,253,989	\$ 2,506,432	\$ 2,561,476	\$ 2,616,526	12					
Measuring & Regulating Station Expense 875																
13	Labor		\$ 0	\$ 2,210	\$ 0	\$ 30,738	\$ 36,975	\$ 40,332	\$ 41,581	\$ 42,868	13					
14	Labor Loading [5]		0	1,153	0	17,516	18,742	20,196	20,821	21,465	14					
15	Materials and Expenses		0	322	0	7,751	24,084	24,734	25,303	25,859	15					
16	Total		\$ 0	\$ 3,684	\$ 0	\$ 56,006	\$ 79,800	\$ 85,261	\$ 87,704	\$ 90,193	16					
Meter and House Regulator Expense 878																
17	Labor		\$ 870,371	\$ 772,370	\$ 799,007	\$ 805,157	\$ 974,791	\$ 1,063,302	\$ 1,096,221	\$ 1,130,160	17					
18	Labor Loading [5]		422,232	402,964	468,686	458,818	494,098	532,427	532,427	532,427	18					
19	Materials and Expenses		216,434	94,175	144,666	160,946	239,431	245,896	251,551	257,086	19					
20	Total		\$ 1,509,038	\$ 1,269,508	\$ 1,412,359	\$ 1,424,921	\$ 1,708,320	\$ 1,841,624	\$ 1,880,200	\$ 1,919,673	20					
Customer Installation Expense 879																
21	Labor		\$ 2,286,110	\$ 2,285,888	\$ 2,474,110	\$ 2,448,234	\$ 2,681,588	\$ 2,925,077	\$ 3,015,637	\$ 3,109,001	21					
22	Labor Loading [5]		1,109,030	1,192,603	1,451,278	1,395,123	1,359,234	1,464,674	1,464,674	1,464,674	22					
23	Materials and Expenses		736,765	409,903	647,798	742,509	967,292	993,408	1,016,257	1,038,614	23					
24	Total		\$ 4,131,905	\$ 3,888,393	\$ 4,573,186	\$ 4,585,866	\$ 5,008,114	\$ 5,383,159	\$ 5,496,568	\$ 5,612,289	24					

**SOUTHWEST GAS CORPORATION  
SOUTHERN CALIFORNIA  
DISTRIBUTION EXPENSE  
NOMINAL DOLLARS - 2019 THROUGH 2026**

Line No.	Description (a)	Account Number (b)	2019 (c)	2020 (d)	2021 (e)	2022 (f)	2023 (g)	Projected 2024 (h)	Projected 2025 (i)	Test Year 2026 (j)	Line No.
					Recorded [1]			Projected [2]	Projected [3]	Projected [4]	
25	Other Expense	880	\$ 656,004	\$ 593,133	\$ 656,041	\$ 841,739	\$ 649,618	\$ 877,037	\$ 904,190	\$ 932,184	25
26	Labor		318,239	309,452	384,824	479,664	329,276	439,159	439,159	439,159	26
27	Labor Loading [5]		(21,574)	(4,090,672)	(4,982,591)	(1,082,622)	(1,646,676)	733,569	750,441	766,951	27
28	Materials and Expenses		952,669	(3,188,087)	(3,941,726)	238,781	(667,782)	2,049,765	2,093,790	2,138,293	28
29	Rents	881	\$ (6,150)	\$ (40,710)	\$ (13,968)	\$ 12,539	\$ 13,836	\$ 14,210	\$ 14,537	\$ 14,856	29
30	Total Distribution - Operations		\$ 5,622,116	\$ 5,624,020	\$ 5,658,090	\$ 6,218,994	\$ 6,543,110	\$ 7,398,377	\$ 7,627,430	\$ 7,863,576	30
31	Labor		2,727,383	2,934,187	3,318,955	3,543,885	3,316,549	3,704,590	3,705,215	3,705,859	31
32	Labor Loading		1,878,123	(2,796,628)	(3,219,339)	1,385,415	1,451,955	3,915,863	4,005,928	4,094,058	32
33	Materials and Expenses		10,227,622	5,761,578	5,757,705	11,148,294	11,311,614	15,018,829	15,338,573	15,663,493	33
<b>Maintenance</b>											
34	Maintenance Supervision & Engineering	885	\$ 182,687	\$ 180,214	\$ 108,675	\$ 178,152	\$ 168,438	\$ 183,732	\$ 189,420	\$ 195,284	34
35	Labor		88,624	94,022	63,747	101,520	85,377	92,000	92,000	92,000	35
36	Labor Loading [5]		52,838	11,684	19,255	25,295	31,639	32,493	33,240	33,972	36
37	Materials and Expenses		324,149	285,920	191,676	304,967	285,453	308,225	314,660	321,256	37
38	Maintenance of Structures & Impr.	886	\$ 377	\$ 0	\$ 138	\$ 183	\$ 0	\$ 0	\$ 0	\$ 0	38
39	Labor		183	0	81	104	0	0	0	0	39
40	Labor Loading [5]		25	0	4	10	0	0	0	0	40
41	Materials and Expenses		585	0	223	297	0	0	0	0	41
42	Maintenance of Mains	887	\$ 553,402	\$ 587,840	\$ 541,107	\$ 570,926	\$ 555,735	\$ 606,196	\$ 624,964	\$ 644,313	42
43	Labor		268,465	306,691	317,406	325,342	281,689	303,541	303,541	303,541	43
44	Labor Loading [5]		1,212,322	1,067,727	918,434	1,007,169	1,199,209	1,231,588	1,259,915	1,287,633	44
45	Materials and Expenses		2,034,188	1,962,258	1,776,946	1,903,436	2,036,634	2,141,325	2,188,419	2,235,486	45
46	Maintenance of Measuring & Reg Station	889	\$ 258,513	\$ 221,967	\$ 215,100	\$ 240,565	\$ 266,367	\$ 290,553	\$ 299,549	\$ 308,823	46
47	Labor		125,409	115,806	126,175	137,086	135,015	145,489	145,489	145,489	47
48	Labor Loading [5]		160,580	97,528	181,768	204,133	248,030	254,727	260,585	266,318	48
49	Materials and Expenses		544,502	435,300	523,043	581,784	649,412	690,768	705,623	720,630	49



**SOUTHWEST GAS CORPORATION  
SOUTHERN CALIFORNIA  
DISTRIBUTION EXPENSE  
NOMINAL DOLLARS - 2019 THROUGH 2026**

Line No.	Description (a)	Account Number (b)	2019 (c)	2020 (d)	2021 (e)	2022 (f)	2023 (g)	Projected 2024 (h)	Projected 2025 (i)	Test Year 2026 (j)	Line No.
								Projected [2]	Projected [3]	Projected [4]	
50	Maintenance of Services	892									
51	Labor		\$ 274,134	\$ 330,157	\$ 366,866	\$ 347,576	\$ 338,648	\$ 369,397	\$ 380,833	\$ 392,624	50
52	Labor Loading [5]		132,987	172,251	215,198	198,066	171,652	184,968	184,968	184,968	51
53	Materials and Expenses		262,281	405,714	301,621	330,905	469,516	815,967	834,735	853,099	52
	Total		\$ 669,402	\$ 908,122	\$ 883,685	\$ 876,547	\$ 979,816	\$ 1,370,332	\$ 1,400,536	\$ 1,430,691	53
54	Maintenance of Meters & House Regs	893									
55	Labor		\$ 138,839	\$ 125,978	\$ 202,037	\$ 226,476	\$ 255,525	\$ 278,727	\$ 287,356	\$ 296,252	54
56	Labor Loading [5]		67,353	65,726	118,512	129,057	129,520	139,567	139,567	139,567	55
57	Materials and Expenses		227,486	241,874	279,152	256,570	197,851	203,193	207,867	212,440	56
	Total		\$ 433,677	\$ 433,577	\$ 599,701	\$ 612,102	\$ 582,896	\$ 621,487	\$ 634,790	\$ 648,259	57
58	Maintenance of Other Equipment	894									
59	Labor		\$ 62,760	\$ 37,224	\$ 41,288	\$ 36,560	\$ 37,740	\$ 41,166	\$ 42,441	\$ 43,755	58
60	Labor Loading [5]		30,446	19,421	24,219	20,834	19,129	20,613	20,613	20,613	59
61	Materials and Expenses		12,947	12,990	7,976	6,287	7,902	8,115	8,302	8,485	60
	Total		\$ 106,153	\$ 69,634	\$ 73,483	\$ 63,681	\$ 64,771	\$ 69,895	\$ 71,356	\$ 72,853	61
62	Total Distribution - Maintenance		\$ 1,470,711	\$ 1,483,380	\$ 1,475,211	\$ 1,600,437	\$ 1,622,452	\$ 1,769,771	\$ 1,824,563	\$ 1,881,051	62
63	Labor		713,467	773,915	865,338	912,007	822,383	886,177	886,177	886,177	63
64	Labor Loading		1,928,478	1,837,517	1,708,208	1,830,369	2,154,147	2,546,084	2,604,644	2,661,946	64
65	Materials and Expenses		4,112,657	4,094,811	4,048,757	4,342,813	4,598,982	5,202,032	5,315,384	5,429,175	65
66	Total Distribution		\$ 7,092,828	\$ 7,107,399	\$ 7,133,301	\$ 7,819,431	\$ 8,165,562	\$ 9,168,147	\$ 9,451,993	\$ 9,744,627	66
67	Labor		3,440,850	3,708,102	4,184,293	4,455,892	4,138,931	4,590,767	4,591,392	4,592,037	67
68	Labor Loading		3,806,601	(959,111)	(1,511,131)	3,215,784	3,606,102	6,461,947	6,610,572	6,756,004	68
69	Materials and Expenses		14,340,279	9,856,390	9,806,462	15,491,107	15,910,596	20,220,861	20,653,957	21,092,668	69
70	Escalation and Labor Loading										
71	Labor		48.51%	52.17%	58.66%	56.98%	50.69%	9.08%	12.46%	15.94%	70
72	Labor Loading							50.07%	48.57%	47.11%	71
	Materials & Expenses							2.70%	5.06%	7.37%	72

[1] Company Records  
[2] Multiplied by the applicable escalation factor.  
[3] Multiplied by the applicable escalation factor.  
[4] Multiplied by the applicable escalation factor.  
[5] Labor Loading equals Labor multiplied by the labor loading rate on Ln 71.

**SOUTHWEST GAS CORPORATION  
SOUTHERN CALIFORNIA  
DISTRIBUTION EXPENSE  
REAL DOLLARS - 2019 THROUGH 2026**

Line No.	Description (a)	Account Number (b)	2019 (c)	2020 (d)	2021 (e)	2022 (f)	2023 (g)	2024 (h)	2025 (i)	Test Year 2026 (j)	Line No.	
			Recorded [1]								Projected	
			Projected								Projected	
<u>Operations</u>												
Operation Supervision & Engineering												
1	Labor	870	\$ 1,224,996	\$ 1,405,765	\$ 1,110,786	\$ 1,382,130	\$ 1,489,654	\$ 1,489,654	\$ 1,489,654	\$ 1,489,654	1	
2	Labor Loading		594,266	733,421	651,571	787,605	755,071	745,915	723,515	701,787	2	
3	Materials and Expenses		192,181	107,935	195,432	278,824	474,003	474,003	474,003	474,003	3	
4	Total		\$ 2,011,444	\$ 2,247,121	\$ 1,957,790	\$ 2,448,558	\$ 2,718,728	\$ 2,709,572	\$ 2,687,172	\$ 2,665,445	4	
Distribution Load Dispatching												
5	Labor	871	\$ 97,004	\$ 123,122	\$ 120,663	\$ 118,046	\$ 124,123	\$ 124,123	\$ 124,123	\$ 124,123	5	
6	Labor Loading		47,058	64,235	70,779	67,269	62,915	62,152	60,286	58,475	6	
7	Materials and Expenses		28,693	16,212	8,769	7,234	9,570	9,570	9,570	9,570	7	
8	Total		\$ 172,755	\$ 203,569	\$ 200,211	\$ 192,549	\$ 196,608	\$ 195,845	\$ 193,979	\$ 192,168	8	
Mains Expense												
9	Labor	874	\$ 834,783	\$ 790,914	\$ 712,711	\$ 679,109	\$ 586,361	\$ 671,361	\$ 671,361	\$ 671,361	9	
10	Labor Loading		404,967	412,639	418,066	386,989	297,213	336,171	326,075	316,283	10	
11	Materials and Expenses		914,524	853,441	903,142	1,321,801	1,370,415	1,370,415	1,370,415	1,370,415	11	
12	Total		\$ 2,154,274	\$ 2,056,993	\$ 2,033,919	\$ 2,387,899	\$ 2,253,989	\$ 2,377,947	\$ 2,367,852	\$ 2,358,060	12	
Measuring & Regulating Station Expense												
13	Labor	875	\$ 0	\$ 2,601	\$ 0	\$ 32,004	\$ 36,975	\$ 36,975	\$ 36,975	\$ 36,975	13	
14	Labor Loading		0	1,357	0	18,237	18,742	18,514	18,514	18,514	14	
15	Materials and Expenses		0	379	0	8,071	24,084	24,084	24,084	24,084	15	
16	Total		\$ 0	\$ 4,338	\$ 0	\$ 58,311	\$ 79,800	\$ 79,573	\$ 79,573	\$ 79,573	16	
Meter and House Regulator Expense												
17	Labor	878	\$ 1,037,339	\$ 909,321	\$ 898,471	\$ 838,300	\$ 974,791	\$ 974,791	\$ 974,791	\$ 974,791	17	
18	Labor Loading		503,231	474,414	527,031	477,704	494,098	488,107	473,449	459,231	18	
19	Materials and Expenses		257,954	110,873	162,675	167,572	239,431	239,431	239,431	239,431	19	
20	Total		\$ 1,798,524	\$ 1,494,608	\$ 1,588,177	\$ 1,483,576	\$ 1,708,320	\$ 1,702,329	\$ 1,687,671	\$ 1,673,453	20	
Customer Installation Expense												
21	Labor	879	\$ 2,724,667	\$ 2,691,204	\$ 2,782,101	\$ 2,549,012	\$ 2,681,588	\$ 2,681,588	\$ 2,681,588	\$ 2,681,588	21	
22	Labor Loading		1,321,782	1,404,066	1,631,941	1,452,551	1,359,234	1,342,752	1,302,429	1,263,316	22	
23	Materials and Expenses		878,103	482,583	728,440	773,073	967,292	967,292	967,292	967,292	23	
24	Total		\$ 4,924,551	\$ 4,577,853	\$ 5,142,481	\$ 4,774,636	\$ 5,008,114	\$ 4,991,632	\$ 4,951,309	\$ 4,912,196	24	

**SOUTHWEST GAS CORPORATION  
SOUTHERN CALIFORNIA  
DISTRIBUTION EXPENSE  
REAL DOLLARS - 2019 THROUGH 2026**

Line No.	Description (a)	Account Number (b)	Recorded [1]					Projected 2024 (h) Projected	Projected 2025 (i) Projected	Test Year 2026 (j) Projected	Line No.
			2019 (c)	2020 (d)	2021 (e)	2022 (f)	2023 (g)				
25	Other Expense	880									
26	Labor		\$ 781,849	\$ 698,303	\$ 737,709	\$ 876,388	\$ 649,618	\$ 804,031	\$ 804,031	25	
27	Labor Loading		\$ 379,288	\$ 364,321	\$ 432,729	\$ 499,408	\$ 329,276	\$ 390,512	\$ 378,785	26	
28	Materials and Expenses		\$ (25,712)	\$ (4,815,998)	\$ (5,602,852)	\$ (1,127,186)	\$ (1,646,676)	\$ 714,283	\$ 714,283	27	
28	Total		\$ 1,135,424	\$ (3,753,375)	\$ (4,432,414)	\$ 248,610	\$ (657,782)	\$ 1,920,917	\$ 1,908,826	28	
29	Rents	881	\$ (7,330)	\$ (47,929)	\$ (15,706)	\$ 13,056	\$ 13,836	\$ 13,836	\$ 13,836	29	
30	Total Distribution - Operations		\$ 6,700,638	\$ 6,621,228	\$ 6,362,441	\$ 6,474,989	\$ 6,543,110	\$ 6,782,523	\$ 6,782,523	30	
31	Labor Loading		\$ 3,250,592	\$ 3,454,454	\$ 3,732,117	\$ 3,689,764	\$ 3,316,549	\$ 3,396,213	\$ 3,294,780	31	
32	Materials and Expenses		\$ 2,238,414	\$ (3,292,505)	\$ (3,620,101)	\$ 1,442,443	\$ 1,451,955	\$ 3,812,914	\$ 3,812,914	32	
33	Total		\$ 12,189,643	\$ 6,783,177	\$ 6,474,457	\$ 11,607,195	\$ 11,311,614	\$ 13,991,651	\$ 13,890,218	33	
	<u>Maintenance</u>										
34	Maintenance Supervision & Engineering	885									
35	Labor		\$ 217,732	\$ 212,168	\$ 122,203	\$ 185,485	\$ 168,438	\$ 168,438	\$ 168,438	34	
36	Labor Loading		\$ 105,626	\$ 110,693	\$ 71,683	\$ 105,699	\$ 85,377	\$ 84,342	\$ 81,809	35	
37	Materials and Expenses		\$ 62,974	\$ 13,756	\$ 21,651	\$ 26,336	\$ 31,639	\$ 31,639	\$ 31,639	36	
37	Total		\$ 386,332	\$ 336,617	\$ 215,537	\$ 317,520	\$ 285,453	\$ 284,418	\$ 281,885	37	
38	Maintenance of Structures & Impr.	886									
39	Labor		\$ 449	\$ 0	\$ 155	\$ 190	\$ 0	\$ 0	\$ 0	38	
40	Labor Loading		\$ 218	\$ 0	\$ 91	\$ 108	\$ 0	\$ 0	\$ 0	39	
41	Materials and Expenses		\$ 30	\$ 0	\$ 4	\$ 10	\$ 0	\$ 0	\$ 0	40	
41	Total		\$ 697	\$ 0	\$ 251	\$ 309	\$ 0	\$ 0	\$ 0	41	
42	Maintenance of Mains	887									
43	Labor		\$ 659,564	\$ 692,072	\$ 608,467	\$ 594,427	\$ 555,735	\$ 555,735	\$ 555,735	42	
44	Labor Loading		\$ 319,966	\$ 361,071	\$ 356,918	\$ 338,734	\$ 281,689	\$ 278,273	\$ 269,917	43	
45	Materials and Expenses		\$ 1,444,888	\$ 1,257,049	\$ 1,032,766	\$ 1,048,627	\$ 1,199,209	\$ 1,199,209	\$ 1,199,209	44	
45	Total		\$ 2,424,418	\$ 2,310,191	\$ 1,998,151	\$ 1,981,788	\$ 2,036,634	\$ 2,033,218	\$ 2,024,862	45	
46	Maintenance of Measuring & Reg Station	889									
47	Labor		\$ 308,105	\$ 261,324	\$ 241,877	\$ 250,468	\$ 266,367	\$ 266,367	\$ 266,367	46	
48	Labor Loading		\$ 149,467	\$ 136,339	\$ 141,882	\$ 142,729	\$ 135,015	\$ 133,378	\$ 129,373	47	
49	Materials and Expenses		\$ 191,385	\$ 114,820	\$ 204,395	\$ 212,536	\$ 248,030	\$ 248,030	\$ 248,030	48	
49	Total		\$ 648,956	\$ 512,484	\$ 588,154	\$ 605,732	\$ 649,412	\$ 647,775	\$ 643,769	49	

**SOUTHWEST GAS CORPORATION  
SOUTHERN CALIFORNIA  
DISTRIBUTION EXPENSE  
REAL DOLLARS - 2019 THROUGH 2026**

Line No.	Description (a)	Account Number (b)	Recorded [1]					Projected		Test Year 2026 (j)	Line No.
			2019 (c)	2020 (d)	2021 (e)	2022 (f)	2023 (g)	2024 (h)	2025 (i)		
50	Maintenance of Services	892									
51	Labor		\$ 326,723	\$ 388,697	\$ 412,535	\$ 361,893	\$ 338,648	\$ 338,648	\$ 338,648	\$ 338,648	50
52	Labor Loading		\$ 158,499	\$ 202,793	\$ 241,987	\$ 206,219	\$ 171,652	\$ 164,479	\$ 159,539	\$ 159,539	51
53	Materials and Expenses		\$ 312,596	\$ 477,653	\$ 339,168	\$ 344,527	\$ 469,516	\$ 794,516	\$ 794,516	\$ 794,516	52
	Total		\$ 797,818	\$ 1,069,143	\$ 993,691	\$ 912,628	\$ 979,816	\$ 1,302,734	\$ 1,297,642	\$ 1,292,703	53
54	Maintenance of Meters & House Regs	893									
55	Labor		\$ 165,473	\$ 148,315	\$ 227,188	\$ 235,798	\$ 255,525	\$ 255,525	\$ 255,525	\$ 255,525	54
56	Labor Loading		\$ 80,274	\$ 77,380	\$ 133,265	\$ 134,369	\$ 129,520	\$ 127,949	\$ 124,107	\$ 120,380	55
57	Materials and Expenses		\$ 271,125	\$ 284,761	\$ 313,902	\$ 267,131	\$ 197,851	\$ 197,851	\$ 197,851	\$ 197,851	56
	Total		\$ 516,872	\$ 510,455	\$ 674,355	\$ 637,298	\$ 582,896	\$ 581,325	\$ 577,483	\$ 573,756	57
58	Maintenance of Other Equipment	894									
59	Labor		\$ 74,800	\$ 43,824	\$ 46,428	\$ 38,065	\$ 37,740	\$ 37,740	\$ 37,740	\$ 37,740	58
60	Labor Loading		\$ 36,287	\$ 22,864	\$ 27,234	\$ 21,691	\$ 19,129	\$ 18,897	\$ 18,330	\$ 17,779	59
61	Materials and Expenses		\$ 15,430	\$ 15,293	\$ 8,969	\$ 6,546	\$ 7,902	\$ 7,902	\$ 7,902	\$ 7,902	60
	Total		\$ 126,517	\$ 81,981	\$ 82,630	\$ 66,302	\$ 64,771	\$ 64,539	\$ 63,971	\$ 63,421	61
62	Total Distribution - Maintenance		\$ 1,752,846	\$ 1,746,401	\$ 1,658,853	\$ 1,666,317	\$ 1,622,452	\$ 1,622,452	\$ 1,622,452	\$ 1,622,452	62
63	Labor		\$ 850,335	\$ 911,140	\$ 973,060	\$ 949,548	\$ 822,383	\$ 812,411	\$ 788,014	\$ 764,349	63
64	Labor Loading		\$ 2,298,429	\$ 2,163,331	\$ 1,920,856	\$ 1,905,713	\$ 2,154,147	\$ 2,479,147	\$ 2,479,147	\$ 2,479,147	64
65	Materials and Expenses		\$ 4,901,610	\$ 4,820,872	\$ 4,552,769	\$ 4,521,578	\$ 4,598,982	\$ 4,914,070	\$ 4,889,613	\$ 4,865,948	65
	Total		\$ 8,453,484	\$ 8,367,629	\$ 8,021,294	\$ 8,141,305	\$ 8,165,562	\$ 8,404,975	\$ 8,404,975	\$ 8,404,975	66
66	Labor		\$ 4,100,927	\$ 4,365,594	\$ 4,705,177	\$ 4,639,312	\$ 4,138,931	\$ 4,208,624	\$ 4,082,794	\$ 3,960,742	67
67	Labor Loading		\$ 4,536,843	\$ (1,129,174)	\$ (1,699,245)	\$ 3,348,156	\$ 3,606,102	\$ 6,292,061	\$ 6,292,061	\$ 6,292,061	68
68	Materials and Expenses		\$ 17,091,254	\$ 11,604,049	\$ 11,027,226	\$ 16,128,773	\$ 15,910,596	\$ 18,905,660	\$ 18,779,830	\$ 18,657,779	69
	Total		\$ 17,091,254	\$ 11,604,049	\$ 11,027,226	\$ 16,128,773	\$ 15,910,596	\$ 18,905,660	\$ 18,779,830	\$ 18,657,779	69
70	Constant Dollar Factor		0.8390	0.8494	0.8893	0.9605	1.0000				70

[1] Company Records

**CHAPTER 12**  
**Customer Accounts Expenses**

**Company Witness:**  
**Randi L. Cunningham**

**SOUTHWEST GAS CORPORATION  
SOUTHERN CALIFORNIA  
CUSTOMER ACCOUNTS EXPENSES  
CHAPTER 12**

Chapter 12 contains Southern California customer accounts expenses in nominal dollars and 2023 dollars. Labor, labor loading, and materials and expenses are provided by FERC account. Five years of historical data is provided (2019 through 2023), and projections are provided for 2024, 2025, and Test Year 2026.

**Projection Methodologies:** Account 904, uncollectibles expense, is projected separately from the other customer accounts. First, the uncollectibles percentage is calculated for 2023 in the Chapter 6, workpapers, sheet 3. In the Chapter 12 workpapers, Sheet 8, this percentage is multiplied by projected margin for the test year to project the portion of uncollectibles expense that should be collected through base rates. The portion of uncollectibles related to gas cost is collected through the gas cost rate and is therefore excluded from the cost of service. The large negative adjustment to this account reflects the fact that the amounts recorded on Southwest Gas' books include uncollectibles related to total revenues, including gas cost.

For the remaining customer accounts (Accounts 901, 902, 903, and 905), adjusted 2023 expenses were used to project these accounts since these amounts reflect ongoing expenses.

The labor loading (pensions and benefits) percentage for each projected year is calculated in Chapter 18. This percentage is applied to each dollar of projected labor in each account. The labor loading required for each projected year is calculated in the Chapter 12 workpapers, Sheet 7.

The projected amounts for labor and non-labor are escalated based on the general escalation factors described in Chapter 7.

**SOUTHWEST GAS CORPORATION  
SOUTHERN CALIFORNIA  
CUSTOMER ACCOUNTS EXPENSE  
NOMINAL DOLLARS - 2019 THROUGH 2026**

Line No.	Description	Account Number	2019	2020	2021	2022	2023	Projected 2024	Projected 2025	Test Year 2026	Line No.
	(a)	(b)	(c)	(d)	(e)	(f)	(g)	Projected [2]	Projected [3]	Projected [4]	
	Supervision	901									
1	Labor		\$ 163,467	\$ 185,927	\$ 187,948	\$ 213,972	\$ 223,497	\$ 243,791	\$ 251,339	\$ 259,120	1
2	Labor Loading [6]		79,301	97,003	110,248	121,932	113,286	122,073	122,073	122,073	2
3	Materials and Expenses		7,063	6,541	5,219	6,982	5,505	5,654	5,784	5,911	3
4	Total		\$ 249,831	\$ 289,471	\$ 303,415	\$ 342,886	\$ 342,288	\$ 371,518	\$ 379,196	\$ 387,105	4
	Meter Reading Expense	902									
5	Labor		\$ 59,594	\$ 60,253	\$ 68,574	\$ 75,367	\$ 78,314	\$ 85,425	\$ 88,070	\$ 90,797	5
6	Labor Loading [6]		28,910	31,435	40,225	42,948	39,696	42,775	42,775	42,775	6
7	Materials and Expenses		17,719	8,703	17,431	19,459	25,505	26,193	26,796	27,385	7
8	Total		\$ 106,222	\$ 100,391	\$ 126,230	\$ 137,773	\$ 143,515	\$ 154,394	\$ 157,641	\$ 160,957	8
	Customer Records & Collections	903									
9	Labor		\$ 779,567	\$ 803,389	\$ 829,659	\$ 955,031	\$ 1,025,250	\$ 1,118,343	\$ 1,152,967	\$ 1,188,663	9
10	Labor Loading [6]		378,181	419,147	486,666	544,223	519,675	559,988	559,988	559,988	10
11	Materials and Expenses		1,701,976	1,695,264	2,088,802	2,508,652	2,507,998	2,575,713	2,634,955	2,692,924	11
12	Total		\$ 2,859,724	\$ 2,917,800	\$ 3,405,127	\$ 4,007,906	\$ 4,052,923	\$ 4,254,045	\$ 4,347,910	\$ 4,441,575	12
13	Uncollectibles [5]	904	\$ 418,358	\$ 673,050	\$ 547,848	\$ 1,715,398	\$ 1,260,816	\$ 1,260,816	\$ 1,260,816	\$ 537,356	13
	Misc. Customer Accounts Expense	905									
14	Labor		\$ 0	\$ 0	\$ 0	\$ 0	\$ 0	\$ 0	\$ 0	\$ 0	14
15	Labor Loading [6]		0	0	0	0	0	0	0	0	15
16	Materials and Expenses		0	0	0	0	0	0	0	0	16
17	Total		\$ 0	\$ 0	\$ 0	\$ 0	\$ 0	\$ 0	\$ 0	\$ 0	17
18	Total Customer Accounts Expense		\$ 1,002,628	\$ 1,049,569	\$ 1,086,181	\$ 1,244,370	\$ 1,327,062	\$ 1,447,559	\$ 1,492,376	\$ 1,538,580	18
19	Labor Loading		486,392	547,585	637,139	709,102	672,657	724,836	724,836	724,836	19
20	Materials and Expenses		2,145,115	2,383,558	2,659,300	4,250,492	3,799,823	3,868,376	3,928,350	3,263,576	20
21	Total		\$ 3,634,135	\$ 3,980,712	\$ 4,382,620	\$ 6,203,964	\$ 5,799,542	\$ 6,040,772	\$ 6,145,563	\$ 5,526,992	21
22	Escalation and Labor Loading										
22	Labor							9.08%	12.46%	15.94%	22
23	Labor Loading		48.51%	52.17%	58.66%	56.98%	50.69%	50.07%	48.57%	47.11%	23
24	Materials & Expenses							2.70%	5.06%	7.37%	24

[1] Company Records  
[2] Multiplied by the applicable escalation factor.  
[3] Multiplied by the applicable escalation factor.  
[4] Multiplied by the applicable escalation factor.  
[5] Uncollectibles expense is not escalated.  
[6] Labor Loading equals Labor multiplied by the labor loading rate on Ln 23.

**SOUTHWEST GAS CORPORATION  
SOUTHERN CALIFORNIA  
CUSTOMER ACCOUNTS EXPENSE  
REAL DOLLARS - 2019 THROUGH 2026**

Line No.	Description (a)	Account Number (b)	Recorded [1]					Projected		Test Year 2026	Line No.
			2019 (c)	2020 (d)	2021 (e)	2022 (f)	2023 (g)	2024 (h)	2025 (i)		
1	Supervision	901									
2	Labor		\$ 194,826	\$ 218,894	\$ 211,345	\$ 222,780	\$ 223,497	\$ 223,497	\$ 223,497	\$ 223,497	1
3	Labor Loading [2]		94,513	114,202	123,972	126,951	113,286	111,912	108,551	105,291	2
4	Materials and Expenses		8,418	7,701	5,868	7,270	5,505	5,505	5,505	5,505	3
4	Total		\$ 297,757	\$ 340,797	\$ 341,185	\$ 357,001	\$ 342,288	\$ 340,915	\$ 337,554	\$ 334,294	4
5	Meter Reading Expense	902									
6	Labor		\$ 71,026	\$ 70,937	\$ 77,111	\$ 78,469	\$ 78,314	\$ 78,314	\$ 78,314	\$ 78,314	5
7	Labor Loading [2]		34,456	37,009	45,232	44,715	39,696	39,214	38,037	36,894	6
8	Materials and Expenses		21,118	10,246	19,601	20,260	25,505	25,505	25,505	25,505	7
8	Total		\$ 126,600	\$ 118,192	\$ 141,944	\$ 143,444	\$ 143,515	\$ 143,033	\$ 141,856	\$ 140,713	8
9	Customer Records & Collections	903									
10	Labor		\$ 929,116	\$ 945,840	\$ 932,940	\$ 994,343	\$ 1,025,250	\$ 1,025,250	\$ 1,025,250	\$ 1,025,250	9
11	Labor Loading [2]		450,730	493,467	547,249	566,625	519,675	513,374	497,957	483,003	10
12	Materials and Expenses		2,028,475	1,995,856	2,348,827	2,611,916	2,507,998	2,507,998	2,507,998	2,507,998	11
12	Total		\$ 3,408,320	\$ 3,435,163	\$ 3,829,016	\$ 4,172,885	\$ 4,052,923	\$ 4,046,622	\$ 4,031,205	\$ 4,016,251	12
13	Uncollectibles [3]	904	\$ 498,613	\$ 792,390	\$ 616,047	\$ 1,786,010	\$ 1,260,816	\$ 1,260,816	\$ 1,260,816	\$ 537,356	13
14	Misc. Customer Accounts Expense	905									
15	Labor		\$ 0	\$ 0	\$ 0	\$ 0	\$ 0	\$ 0	\$ 0	\$ 0	14
16	Labor Loading [2]		0	0	0	0	0	0	0	0	15
17	Materials and Expenses		0	0	0	0	0	0	0	0	16
17	Total		\$ 0	\$ 0	\$ 0	\$ 0	\$ 0	\$ 0	\$ 0	\$ 0	17
18	Total Customer Accounts Expense		\$ 1,194,968	\$ 1,235,670	\$ 1,221,395	\$ 1,295,592	\$ 1,327,062	\$ 1,327,062	\$ 1,327,062	\$ 1,327,062	18
19	Labor Loading		579,699	644,679	716,453	738,291	672,657	664,500	644,545	625,189	19
20	Materials and Expenses		2,556,624	2,806,193	2,990,344	4,425,456	3,799,823	3,799,823	3,799,823	3,076,363	20
21	Total		\$ 4,331,291	\$ 4,686,542	\$ 4,928,193	\$ 6,459,340	\$ 5,799,542	\$ 5,791,385	\$ 5,771,430	\$ 5,028,614	21
22	Constant Dollar Factor		0.8390	0.8494	0.8893	0.9605	1.0000				22

[1] Company Records  
[2] Uncollectibles expense is not escalated.



**CHAPTER 13**  
**Customer Service**  
**and**  
**Informational Expenses**

**Company Witness:**  
**Randi L. Cunningham**

**SOUTHWEST GAS CORPORATION  
SOUTHERN CALIFORNIA  
CUSTOMER SERVICE AND INFORMATION EXPENSES  
CHAPTER 13**

Chapter 13 contains Southern California customer service and information expenses in nominal dollars and 2023 dollars. Labor, labor loading, and materials and expenses are provided by FERC account. Five years of historical data is provided (2019 through 2023), and projections are provided for 2024, 2025, and Test Year 2026.

Recorded labor loading dollars were adjusted to remove payroll taxes, which are in Chapter 16. Please see Chapter 18 for the recalculation of the recorded labor loading rate without payroll taxes.

**Projection Methodology:** Account 910 was normalized because the costs in this account can fluctuate from year to year. For the remaining customer service and information expenses (Accounts 908 and 909), adjusted 2023 expenses were used to project these accounts since these amounts reflect ongoing expenses.

The labor loading (pensions and benefits) percentage for each projected year is calculated in Chapter 18. This percentage is applied to each dollar of projected labor in each account. The labor loading required for each projected year is calculated in the Chapter 13 workpapers, Sheet 7.

The projected amounts for labor and non-labor are escalated based on the general escalation factors described in Chapter 7.

**SOUTHWEST GAS CORPORATION  
SOUTHERN CALIFORNIA  
CUSTOMER SERVICE AND INFORMATION EXPENSE  
NOMINAL DOLLARS - 2019 THROUGH 2026**

Line No.	Description (a)	Account Number (b)	Recorded [1]					Projected 2024	Projected 2025	Test Year 2026	Line No.
			2019 (c)	2020 (d)	2021 (e)	2022 (f)	2023 (g)	(h)	(i)	(j)	
	Customer Assistance Expense	908						Projected [2]	Projected [3]	Projected [4]	
1	Labor		\$ 0	\$ 0	\$ 0	\$ 0	\$ 0	\$ 0	\$ 0	\$ 0	1
2	Labor Loading [5]		0	0	0	0	0	0	0	0	2
3	Materials and Expenses		0	0	0	0	25	26	27	27	3
4	Total		<u>\$ 0</u>	<u>\$ 0</u>	<u>\$ 0</u>	<u>\$ 0</u>	<u>\$ 25</u>	<u>\$ 26</u>	<u>\$ 27</u>	<u>\$ 27</u>	4
	Informational & Instructional	909									
5	Labor		\$ 0	\$ 0	\$ 0	\$ 0	\$ 0	\$ 0	\$ 0	\$ 0	5
6	Labor Loading [5]		0	0	0	0	0	0	0	0	6
7	Materials and Expenses		0	0	0	0	0	0	0	0	7
8	Total		<u>\$ 0</u>	<u>\$ 0</u>	<u>\$ 0</u>	<u>\$ 0</u>	<u>\$ 0</u>	<u>\$ 0</u>	<u>\$ 0</u>	<u>\$ 0</u>	8
	Misc. Customer Service & Information	910									
9	Labor		\$ 0	\$ 0	\$ 0	\$ 0	\$ 0	\$ 0	\$ 0	\$ 0	9
10	Labor Loading [5]		0	0	0	0	0	0	0	0	10
11	Materials and Expenses		34,180	29,098	29,407	36,805	64,238	39,792	40,707	41,603	11
12	Total		<u>\$ 34,180</u>	<u>\$ 29,098</u>	<u>\$ 29,407</u>	<u>\$ 36,805</u>	<u>\$ 64,238</u>	<u>\$ 39,792</u>	<u>\$ 40,707</u>	<u>\$ 41,603</u>	12
	Total Customer Service & Information										
13	Labor		\$ 0	\$ 0	\$ 0	\$ 0	\$ 0	\$ 0	\$ 0	\$ 0	13
14	Labor Loading		0	0	0	0	0	0	0	0	14
15	Materials and Expenses		34,180	29,098	29,407	36,805	64,263	39,818	40,734	41,630	15
16	Total		<u>\$ 34,180</u>	<u>\$ 29,098</u>	<u>\$ 29,407</u>	<u>\$ 36,805</u>	<u>\$ 64,263</u>	<u>\$ 39,818</u>	<u>\$ 40,734</u>	<u>\$ 41,630</u>	16
	<u>Escalation and Labor Loading</u>										
17	Labor						9.08%	12.46%	15.94%		17
18	Labor Loading		48.51%	52.17%	58.66%	56.98%	50.69%	50.07%	48.57%	47.11%	18
19	Materials & Expenses						2.70%	5.06%	7.37%		19

[1] Company Records  
[2] Multiplied by the applicable escalation factor.  
[3] Multiplied by the applicable escalation factor.  
[4] Multiplied by the applicable escalation factor.  
[5] Labor Loading equals Labor multiplied by the labor loading rate on Ln 18.

**SOUTHWEST GAS CORPORATION  
SOUTHERN CALIFORNIA  
CUSTOMER SERVICE AND INFORMATION EXPENSE  
REAL DOLLARS - 2019 THROUGH 2026**

Line No.	Description (a)	Account Number (b)	Recorded [1]					Projected 2024 (h)	Projected 2025 (i)	Test Year 2026 (j)	Line No.
			2019 (c)	2020 (d)	2021 (e)	2022 (f)	2023 (g)				
<b>Customer Assistance Expense</b>											
1	Labor	908	\$ 0	\$ 0	\$ 0	\$ 0	\$ 0	\$ 0	\$ 0	0	
2	Labor Loading		0	0	0	0	0	0	0	0	
3	Materials and Expenses		0	0	0	0	25	25	25	25	
4	<b>Total</b>		<u>\$ 0</u>	<u>\$ 0</u>	<u>\$ 0</u>	<u>\$ 0</u>	<u>\$ 25</u>	<u>\$ 25</u>	<u>\$ 25</u>	<u>\$ 25</u>	
<b>Informational &amp; Instructional</b>											
5	Labor	909	\$ 0	\$ 0	\$ 0	\$ 0	\$ 0	\$ 0	\$ 0	0	
6	Labor Loading		0	0	0	0	0	0	0	0	
7	Materials and Expenses		0	0	0	0	0	0	0	0	
8	<b>Total</b>		<u>\$ 0</u>	<u>\$ 0</u>	<u>\$ 0</u>	<u>\$ 0</u>	<u>\$ 0</u>	<u>\$ 0</u>	<u>\$ 0</u>	<u>\$ 0</u>	
<b>Misc. Customer Service &amp; Information</b>											
9	Labor	910	\$ 0	\$ 0	\$ 0	\$ 0	\$ 0	\$ 0	\$ 0	0	
10	Labor Loading		0	0	0	0	0	0	0	0	
11	Materials and Expenses		40,737	34,257	33,068	38,320	64,238	38,746	38,746	38,746	
12	<b>Total</b>		<u>\$ 40,737</u>	<u>\$ 34,257</u>	<u>\$ 33,068</u>	<u>\$ 38,320</u>	<u>\$ 64,238</u>	<u>\$ 38,746</u>	<u>\$ 38,746</u>	<u>\$ 38,746</u>	
<b>Total Customer Service &amp; Information</b>											
13	Labor		\$ 0	\$ 0	\$ 0	\$ 0	\$ 0	\$ 0	\$ 0	0	
14	Labor Loading		0	0	0	0	0	0	0	0	
15	Materials and Expenses		40,737	34,257	33,068	38,320	64,263	38,771	38,771	38,771	
16	<b>Total</b>		<u>\$ 40,737</u>	<u>\$ 34,257</u>	<u>\$ 33,068</u>	<u>\$ 38,320</u>	<u>\$ 64,263</u>	<u>\$ 38,771</u>	<u>\$ 38,771</u>	<u>\$ 38,771</u>	
Ch 6, Sh 1, Ln 7(c)											
17	Constant Dollar Factor		0.8390	0.8494	0.8893	0.9605	1.0000			17	

[1] Company Records

**CHAPTER 14**  
**Sales Expenses**

**Company Witness:**  
**Randi L. Cunningham**

**SOUTHWEST GAS CORPORATION  
SOUTHERN CALIFORNIA  
SALES EXPENSES  
CHAPTER 14**

Chapter 14 contains Southern California sales expenses (Accounts 911-913) in nominal dollars and 2023 dollars. Labor, labor loading, and materials and expenses are provided by FERC account. Five years of historical data is provided (2019 through 2023), and projections are provided for 2024, 2025, and Test Year 2026.

Southwest Gas is not requesting recovery of Sales expenses in this rate case. Therefore, an adjustment was made to remove sales expenses and the projection for the test year is \$0.

**SOUTHWEST GAS CORPORATION  
SOUTHERN CALIFORNIA  
SALES EXPENSE  
NOMINAL DOLLARS - 2019 THROUGH 2026**

Line No.	Description (a)	Account Number (b)	2019 (c)	2020 (d)	2021 (e)	2022 (f)	2023 (g)	Projected 2024 (h)	Projected 2025 (i)	Test Year 2026 (j)	Line No.
			Recorded [1]					Projected [3]			
1	Supervision	911	\$ 0	\$ 0	\$ 0	\$ 0	\$ 0	\$ 0	\$ 0	\$ 0	1
2	Labor		0	0	0	0	0	0	0	0	2
3	Labor Loading [5]		0	0	0	0	0	0	0	0	3
4	Materials and Expenses		0	0	0	0	0	0	0	0	4
	Total		\$ 0	\$ 0	\$ 0	\$ 0	\$ 0	\$ 0	\$ 0	\$ 0	
5	Demonstration and Selling Expense	912	\$ 0	\$ 0	\$ 0	\$ 0	\$ 0	\$ 0	\$ 0	\$ 0	5
6	Labor		0	0	0	0	0	0	0	0	6
7	Labor Loading [5]		0	0	0	0	0	0	0	0	7
8	Materials and Expenses		0	0	0	0	0	0	0	0	8
	Total		\$ 0	\$ 0	\$ 0	\$ 0	\$ 0	\$ 0	\$ 0	\$ 0	
9	Advertising Expense	913	\$ 0	\$ 0	\$ 0	\$ 0	\$ 0	\$ 0	\$ 0	\$ 0	9
10	Labor		0	0	0	0	0	0	0	0	10
11	Labor Loading [5]		0	0	0	0	0	0	0	0	11
12	Materials and Expenses		0	0	0	0	0	0	0	0	12
	Total		\$ 0	\$ 0	\$ 0	\$ 0	\$ 0	\$ 0	\$ 0	\$ 0	
13	Total Sales Expense		\$ 0	\$ 0	\$ 0	\$ 0	\$ 0	\$ 0	\$ 0	\$ 0	13
14	Labor		0	0	0	0	0	0	0	0	14
15	Labor Loading		0	0	0	0	0	0	0	0	15
16	Materials and Expenses		0	0	0	0	0	0	0	0	16
	Total		\$ 0	\$ 0	\$ 0	\$ 0	\$ 0	\$ 0	\$ 0	\$ 0	
17	Escalation and Labor Loading							9.08%	12.46%	15.94%	17
18	Labor		48.51%	52.17%	58.66%	56.98%	50.69%	50.07%	48.57%	47.11%	18
19	Materials & Expenses							2.70%	5.06%	7.37%	19

[1] Company Records  
 [2] Multiplied by the applicable escalation factor.  
 [3] Multiplied by the applicable escalation factor.  
 [4] Multiplied by the applicable escalation factor.  
 [5] Labor Loading equals Labor multiplied by the labor loading rate on Ln 18.

**SOUTHWEST GAS CORPORATION  
SOUTHERN CALIFORNIA  
SALES EXPENSE  
REAL DOLLARS - 2019 THROUGH 2026**

Line No.	Description (a)	Account Number (b)	Recorded [1]					Projected 2024 (h) Projected	Projected 2025 (i) Projected	Test Year 2026 (j) Projected	Line No.
			2019 (c)	2020 (d)	2021 (e)	2022 (f)	2023 (g)				
1	Supervision	911	\$ 0 \$	0 \$	0 \$	0 \$	0 \$	0 \$	0 \$	0	1
2	Labor		0	0	0	0	0	0	0	0	2
3	Labor Loading		0	0	0	0	0	0	0	0	3
4	Materials and Expenses		0	0	0	0	0	0	0	0	4
	Total		\$ 0 \$	0 \$	0 \$	0 \$	0 \$	0 \$	0 \$	0	
5	Demonstration and Selling Expense	912	\$ 0 \$	0 \$	0 \$	0 \$	0 \$	0 \$	0 \$	0	5
6	Labor		0	0	0	0	0	0	0	0	6
7	Labor Loading		0	0	0	0	0	0	0	0	7
8	Materials and Expenses		0	0	0	0	0	0	0	0	8
	Total		\$ 0 \$	0 \$	0 \$	0 \$	0 \$	0 \$	0 \$	0	
9	Advertising Expense	913	\$ 0 \$	0 \$	0 \$	0 \$	0 \$	0 \$	0 \$	0	9
10	Labor		0	0	0	0	0	0	0	0	10
11	Labor Loading		0	0	0	0	0	0	0	0	11
12	Materials and Expenses		0	0	0	0	0	0	0	0	12
	Total		\$ 0 \$	0 \$	0 \$	0 \$	0 \$	0 \$	0 \$	0	
13	Total Sales Expense		\$ 0 \$	0 \$	0 \$	0 \$	0 \$	0 \$	0 \$	0	13
14	Labor		0	0	0	0	0	0	0	0	14
15	Labor Loading		0	0	0	0	0	0	0	0	15
16	Materials and Expenses		0	0	0	0	0	0	0	0	16
	Total		\$ 0 \$	0 \$	0 \$	0 \$	0 \$	0 \$	0 \$	0	
17	Constant Dollar Factor		0.8390	0.8494	0.8893	0.9605	1.0000				17

Ch 6, Sh 1, Ln 8(c)

[1] Company Records



**CHAPTER 15**  
**Administrative and**  
**General Expenses**

**Company Witness:**  
**Randi L. Cunningham/**  
**Byron C. Williams**

**SOUTHWEST GAS CORPORATION  
SOUTHERN CALIFORNIA  
DIRECT ADMINISTRATIVE AND GENERAL EXPENSES  
CHAPTER 15**

Chapter 15 contains administrative and general expenses (A&G) charged directly to Southern California in nominal dollars and 2023 dollars. Labor, labor loading, and materials and expenses are provided by FERC account. Five years of historical data is provided (2019 through 2023), and projections are provided for 2024, 2025, and Test Year 2026.

**Projection Methodologies:** The labor loading (pensions and benefits) percentage for each projected year is calculated in Chapter 18. This percentage is applied to each dollar of projected labor in each account. The labor loading required for each projected year is calculated in the Chapter 15 workpapers, Sheet 7.

The projected amounts for labor and non-labor are escalated based on the general escalation factors described in Chapter 7.

**Account 923:** This account contains outside service expenses, primarily for outside counsel and outside consultants to participate in FERC rate cases. While the amount recorded to this account varies from year to year, using 2023 as the basis to project test year costs produces a more reasonable result than normalizing the account.

**Account 925:** This account contains expenses related to legal fees, injuries and damages and workman's compensation. Since the level of actual charges to this account can vary significantly from year to year, it is appropriate to normalize expenses based on five-year average, with the exception of self-insured retention.

Southwest Gas manages its general liability expenses with a combination of insurance premiums and what is known as "self-insurance" – which is similar to a deductible. The Company is currently self-insured for up to \$1.0 million of expense for each claim. To the extent that a specific gas operations claim exceeds \$1.0 million, the Company is currently self-insured for the excess over \$1.0 million up to an aggregate of \$5.0 million. Once the \$5.0 million plus aggregate is reached, any amount paid above the \$5.0 million is the responsibility of the insurance carrier. The \$5.0 million plus aggregate can be the result of payouts from more than one gas operations claim and/or from one or more ratemaking jurisdictions. For this reason, Southwest Gas proposes to normalize self-insured retention based on a five-year average of claims for all California jurisdictions and allocate the total to each jurisdiction based on its relative 4-factor percentage.

**Account 926:** These expenses are certain employee benefits, which are fully described in Chapter 18. The Company did not adjust the \$0 amount recorded to Account 926 in Southern California in 2023, the Company is requesting recovery of all costs recorded to Account 926 in Chapter 18.

**Account 927:** The projected franchise taxes are calculated on WP Chapter 15, Sheet 12. An average tax rate was developed based on actual taxable operating revenues for the year 2023 and actual franchise taxes paid for 2023. This average percentage was then applied to the projected operating margin to develop the projected franchise taxes. Southwest Gas records its franchise tax payments in Account 408.1. An adjustment was made to reclassify the amounts related to margin to Account 927 for presentation purposes. The franchise tax related to gas cost is not included in base rates; as such, only margin-related franchise taxes are requested for recovery in this proceeding.

**Account 928:** The recorded amounts from 2021 to 2023 were the rate case expense amortizations from the TY2021 rate case. Refer to WP Chapter 15, Sheet 15 for details supporting the TY 2026 rate case expense estimate. A five-year amortization of these costs is requested to begin January 1, 2026. An adjustment was made for 2026 expenses to reflect the difference between recorded base year 2023 rate case expense and annual rate case amortization expense resulting from the TY2026 rate case.

**Account 930.1:** Adjusted 2023 expenses were used to project account 930.1 since these amounts reflect ongoing expenses.

**Account 930.2:** Southwest Gas is requesting to increase authorized R&D expenses to \$400,000 per year beginning in 2026. See the testimony of Randi L. Cunningham for additional information. This amount is allocated to each ratemaking jurisdiction based on its weighted 4-Factor relative to the total California 4-Factor percentage in Chapter 8C, sheet 20.

**Account 935:** Adjusted 2023 expenses were used to project account 935 since these amounts reflect ongoing expenses.

**SOUTHWEST GAS CORPORATION  
SOUTHERN CALIFORNIA  
DIRECT ADMINISTRATIVE AND GENERAL EXPENSE  
NOMINAL DOLLARS - 2019 THROUGH 2026**

Line No.	Description (a)	Account Number (b)	Recorded [1]					Projected			Test Year 2026 (j)	Line No.
			2019 (c)	2020 (d)	2021 (e)	2022 (f)	2023 (g)	2024 (h)	2025 (i)	2026 (j)		
1	Outside Services Employed	923	\$ 7,490	\$ 18,067	\$ 77,456	\$ 7,195	\$ 16,826	\$ 17,280	\$ 17,677	\$ 18,066	1	
2	Injuries and Damages	925	\$ 2,592,744	\$ 157,918	\$ 110,091	\$ 1,008,646	\$ 55,754	\$ 583,724	\$ 597,150	\$ 610,287	2	
3	Employee Pension and Benefits	926	\$ 1,248	\$ 244	\$ 0	\$ 0	\$ 0	\$ 0	\$ 0	\$ 0	3	
4	Franchise Taxes [5]	927	\$ 1,016,264	\$ 965,965	\$ 987,723	\$ 1,025,377	\$ 1,176,743	\$ 1,176,743	\$ 1,176,743	\$ 1,124,094	4	
5	Regulatory Commission Expense	928	\$ 0	\$ 0	\$ 115,333	\$ 115,332	\$ 115,332	\$ 118,446	\$ 121,170	\$ 139,360	5	
6	General Advertising/Safety Education	930.1	\$ 171,673	\$ 128,182	\$ 169,709	\$ 136,239	\$ 148,403	\$ 152,409	\$ 155,915	\$ 159,345	6	
7	Miscellaneous General Expense	930.2	\$ 197,147	\$ 192,124	\$ 152,943	\$ 190,088	\$ 209,727	\$ 215,390	\$ 220,344	\$ 326,332	7	
8	Maintenance of General Plant	935	\$ 0	\$ 0	\$ 0	\$ 0	\$ 0	\$ 0	\$ 0	\$ 0	8	
9	Labor		\$ 0	\$ 0	\$ 0	\$ 0	\$ 0	\$ 0	\$ 0	\$ 0	9	
10	Labor Loading [6]		\$ 0	\$ 0	\$ 0	\$ 0	\$ 0	\$ 0	\$ 0	\$ 0	10	
11	Materials and Expenses		\$ 16,874	\$ 514,429	\$ 685,739	\$ 758,641	\$ 867,173	\$ 890,587	\$ 911,070	\$ 931,114	11	
	Total		\$ 16,874	\$ 514,429	\$ 685,739	\$ 758,641	\$ 867,173	\$ 890,587	\$ 911,070	\$ 931,114		
	Total Direct Administrative and General Expense		\$ 0	\$ 0	\$ 0	\$ 0	\$ 0	\$ 0	\$ 0	\$ 0		
12	Labor		\$ 0	\$ 0	\$ 0	\$ 0	\$ 0	\$ 0	\$ 0	\$ 0	12	
13	Labor Loading		\$ 0	\$ 0	\$ 0	\$ 0	\$ 0	\$ 0	\$ 0	\$ 0	13	
14	Materials and Expenses		\$ 4,003,439	\$ 1,976,930	\$ 2,298,994	\$ 3,241,517	\$ 2,589,958	\$ 3,154,580	\$ 3,200,070	\$ 3,308,599	14	
15	Total		\$ 4,003,439	\$ 1,976,930	\$ 2,298,994	\$ 3,241,517	\$ 2,589,958	\$ 3,154,580	\$ 3,200,070	\$ 3,308,599	15	
	Escalation and Labor Loading											
16	Labor							9.08%	12.46%	15.94%	16	
17	Labor Loading							50.07%	48.57%	47.11%	17	
18	Materials & Expenses		48.51%	52.17%	58.66%	56.98%	50.69%	2.70%	5.06%	7.37%	18	

[1] Company Records  
 [2] Multiplied by the applicable escalation factor, except Acct. 927 Franchise Payments.  
 [3] Multiplied by the applicable escalation factor, except Acct. 927 Franchise Payments.  
 [4] Multiplied by the applicable escalation factor, except Acct. 927 Franchise Payments.  
 [5] WP Ch 15, Sh 7, Ln 4  
 [6] Labor Loading equals Labor multiplied by the labor loading rate on Ln 17.

**SOUTHWEST GAS CORPORATION  
SOUTHERN CALIFORNIA  
DIRECT ADMINISTRATIVE AND GENERAL EXPENSE  
REAL DOLLARS - 2019 THROUGH 2026**

Line No.	Description (a)	Account Number (b)	Recorded [1]					Projected		Test Year 2026 (j)	Line No.
			2019 (c)	2020 (d)	2021 (e)	2022 (f)	2023 (g)	2024 (h)	2025 (i)		
1	Outside Services Employed	923	\$ 8,927	\$ 21,270	\$ 87,098	\$ 7,491	\$ 16,826	\$ 16,826	\$ 16,826	\$ 16,826	1
2	Injuries and Damages	925	\$ 3,090,124	\$ 185,919	\$ 123,796	\$ 1,050,165	\$ 55,754	\$ 568,378	\$ 568,378	\$ 568,378	2
3	Employee Pension and Benefits	926	\$ 1,487	\$ 287	\$ 0	\$ 0	\$ 0	\$ 0	\$ 0	\$ 0	3
4	Franchise Taxes [2]	927	\$ 1,211,219	\$ 1,137,243	\$ 1,110,681	\$ 1,067,585	\$ 1,176,743	\$ 1,176,743	\$ 1,176,743	\$ 1,124,094	4
5	Regulatory Commission Expense	928	\$ 0	\$ 0	\$ 129,690	\$ 120,079	\$ 115,332	\$ 115,332	\$ 115,332	\$ 129,790	5
6	General Advertising/Safety Education	930.1	\$ 204,607	\$ 150,910	\$ 190,836	\$ 141,847	\$ 148,403	\$ 148,403	\$ 148,403	\$ 148,403	6
7	Miscellaneous General Expense	930.2	\$ 234,967	\$ 226,190	\$ 171,982	\$ 197,912	\$ 209,727	\$ 209,727	\$ 209,727	\$ 303,923	7
8	Maintenance of General Plant	935	\$ 0	\$ 0	\$ 0	\$ 0	\$ 0	\$ 0	\$ 0	\$ 0	8
9	Labor		\$ 0	\$ 0	\$ 0	\$ 0	\$ 0	\$ 0	\$ 0	\$ 0	9
10	Labor Loading		\$ 0	\$ 0	\$ 0	\$ 0	\$ 0	\$ 0	\$ 0	\$ 0	10
11	Materials and Expenses		\$ 20,111	\$ 605,644	\$ 771,104	\$ 789,869	\$ 867,173	\$ 867,173	\$ 867,173	\$ 867,173	11
	Total		\$ 20,111	\$ 605,644	\$ 771,104	\$ 789,869	\$ 867,173	\$ 867,173	\$ 867,173	\$ 867,173	
	Total Direct Administrative and General Expense		\$ 0	\$ 0	\$ 0	\$ 0	\$ 0	\$ 0	\$ 0	\$ 0	
12	Labor		\$ 0	\$ 0	\$ 0	\$ 0	\$ 0	\$ 0	\$ 0	\$ 0	12
13	Labor Loading		\$ 0	\$ 0	\$ 0	\$ 0	\$ 0	\$ 0	\$ 0	\$ 0	13
14	Materials and Expenses		\$ 4,771,441	\$ 2,327,464	\$ 2,585,186	\$ 3,374,949	\$ 2,589,958	\$ 3,102,582	\$ 3,102,582	\$ 3,158,586	14
15	Total		\$ 4,771,441	\$ 2,327,464	\$ 2,585,186	\$ 3,374,949	\$ 2,589,958	\$ 3,102,582	\$ 3,102,582	\$ 3,158,586	15
	Constant Dollar Factor		0.8390	0.8494	0.8893	0.9605	1.0000				16

Ch 6, Sh 1, Ln 9(c)

[1] Company Records  
[2] WP Ch 15, Sh 7, Ln 4

**CHAPTER 16**  
**Taxes**

**Company Witness:**  
**Randi L. Cunningham/**  
**Byron C. Williams**

**SOUTHWEST GAS CORPORATION  
SOUTHERN CALIFORNIA  
TAXES  
CHAPTER 16**

Pursuant to California Public Utilities Commission (CPUC) decisions for the applications 88-02-003, 91-12-049, 94-01-021, 02-02-012, 07-12-022, 12-12-024 and 19-08-015, income tax expense has been computed using full normalization including:

**Federal Income Tax Expense (FIT)**

- A. The tax benefits from using accelerated depreciation and the 10 percent ITC for 1981 through 1986 plant additions is being normalized in conformance with the provisions of the Economic Recovery Tax Act of 1981 and the Tax Reform Act of 1986.
- B. The tax basis of 1983 through 1985 plant additions have been reduced by 50 percent of the ITC generated in conformance with provisions of federal tax rules.
- C. Payroll taxes, pension costs and construction period interest related to self-constructed projects are capitalized for income tax purposes in conformance with provisions of federal tax rules.
- D. Interest deduction was derived by applying the weighted average embedded cost of debt from Chapter 6 to the estimated rate base per Chapter 17. Unamortized deferred ITC is not deducted from rate base for this calculation under the "interest synchronization" rules permitted by Treasury Regulations.
- E. The amortization of excess accumulated deferred income taxes as a result of the Tax Cuts and Jobs Act of 2017 is calculated in Chapter 16.

**California Corporation Franchise Tax Expense (CCFT)**

- A. Deferred ITC has been deducted from rate base for the interest charge deduction computation.
- B. Interest deduction was computed by applying the weighted average embedded cost of debt to the estimated rate base net of the deferred ITC.

**Contributions in Aid of Construction (CIAC) and Customer Advances**

Since January 1, 1991, Southwest Gas collects gross-up taxes on CIAC and customer advances in accordance with CPUC Decision No. 87-09-026.

## **Property Taxes**

The actual property taxes in California are paid for each fiscal year ended June. The lien and/or levy date and asset valuation date is January 1 of each year; with the tax payment due in two installments; the first during December and the final installment the following April.

The California property taxes are calculated on Sheets 3 and 4 as follows:

1. The 2019-2023 tax rates have been calculated by dividing the actual property taxes paid by the Total Full State Value. The forecasted rate for 2024-2026 is based on the latest two-year average actual rate changes.
2. The calculated property tax rate for the future years is then applied to the projected Total Full State Value for those years to arrive at the estimated future years' property taxes. The resultant property tax projected to be paid, as shown on the summary, will reflect the actual method of payment (i.e., half of the current year's assessment and half of the prior year's assessment).

## **Franchise Taxes**

Please see Chapter 15 for the narrative on franchise taxes.

## **Modified Business Tax**

The Modified Business Tax (MBT) is based on total gross wages, less employee health care benefits paid by the employer and other deductions. The Company calculates this amount separately for employees who work at the corporate headquarters in Las Vegas, Nevada, and perform job functions that benefit the Company in all its jurisdictional service territories. The calculation is similar to the calculation for the Company's other system allocable expenses and is included in Other Taxes on Sheet 3 since CPUC Decision 21-03-052.

## **Payroll Taxes**

Payroll taxes include federal unemployment insurance (FUI), state unemployment insurance (SUI), Federal Insurance Contributions Act (FICA) taxes, and Medicare taxes. FUI and SUI were calculated based on the adjusted number of employees for 2023, and the applicable tax base per employee was multiplied by the rate to determine the expense. The rates used to project 2026 expense were based on 2023 rates. For Social Security and Medicare taxes, the rate was multiplied by the 2023 eligible salaries for Social Security and by 2023 total salaries for Medicare, escalated by the compounded labor escalation factor for 2026 to determine test year expense. Southwest Gas records payroll taxes in Account 236 and distributes them to each FERC account charged with labor through its labor loading process. For ratemaking purposes consistent with prior rate cases, Southwest Gas has removed payroll taxes from labor loadings (Chapter 18) and includes them in Chapter 16.



**SOUTHWEST GAS CORPORATION  
 SOUTHERN CALIFORNIA  
 SUMMARY OF TAXES OTHER THAN INCOME TAXES**

Line No.	Description (a)	Reference (b)	2023 (c)	Test Year 2026 (d)	Line No.
	<u>Property Tax</u>				
1	1/2 Prior Year	Ch 16, Sh 4	\$ 2,535,375	\$ 2,986,163	1
2	1/2 Current Year	Ch 16, Sh 4	2,594,580	3,105,056	2
3	Total Property Tax	Ln 1 + Ln 2	<u>\$ 5,129,954</u>	<u>\$ 6,091,219</u>	3
4	FUI and SUI	Ch 16, Sh 5	\$ 47,904	\$ 48,366	4
5	FICA Taxes	Ch 16, Sh 6	\$ 1,394,312	\$ 1,616,549	5
	<u>Other Taxes</u>				
6	Modified Business Tax [1]	Company Records	79,224	79,224	6
7	Other Miscellaneous Taxes	Company Records	21,616	21,616	7
8	Total Other Taxes		<u>\$ 100,840</u>	<u>\$ 100,840</u>	8
9	Total Taxes Other than Income Taxes	Ln 3 + Ln 4 + Ln 5 + Ln 8	<u>\$ 6,673,010</u>	<u>\$ 7,856,973</u>	9
				Ch 6, Sh 1	
<hr/>					
	[1] Allocation of Modified Business Tax				
	Modified Business Tax	Company Records	\$ 998,621		
	SCA 4 - Factor	Company Records	7.93%		
			<u>79,224</u>		

**SOUTHWEST GAS CORPORATION  
 SOUTHERN CALIFORNIA  
 SUMMARY OF TAXES OTHER THAN INCOME TAXES**

Line No.	Lien Date 1/1/Year	Net Plant 12/31/Previous Year	Direct Net Plant Value Ratio	Total Full State Value	Property Taxes	Tax Rate Per \$100 Value	Line No.
	(a)	(b)	(c)	(d)	(e)	(f)	
		[1]	(d)/(b)			(e)/(d)*100	
1	2019	\$ 244,976,149	0.9641 \$	236,170,510	3,223,366	\$ 1.3648	1
2	2020	\$ 265,522,232	0.9806 \$	260,367,541	3,577,190	\$ 1.3739	2
3	2021	\$ 311,239,631	1.0030 \$	312,188,225	4,340,145	\$ 1.3902	3
4	2022	\$ 356,843,702	1.0022 \$	357,623,615	5,070,749	\$ 1.4179	4
5	2023	\$ 384,802,264	0.9647 \$	371,210,704	5,189,159	\$ 1.3979	5
6	2024	\$ 425,422,851	0.9668 \$	411,314,174	5,765,535 [4]	\$ 1.4017 [3]	6
7	2025	\$ 439,479,337	0.9668 \$	424,904,492 [2]	\$ 5,972,326 [4]	\$ 1.4056 [3]	7
8	2026	\$ 455,733,899	0.9668 \$	440,619,990 [2]	\$ 6,210,111 [4]	\$ 1.4094 [3]	8

[1] Chapter 17 - Average Rate Base  
 [2] Estimated Value based on Net Plant multiplied by actual 2023 Direct Net Plant Value Ratio.  
 [3] Estimated increase in tax rate of \$(0.00376) based on latest two-year average actual rate changes.  
 [4] Estimated property taxes using estimated full value and estimated tax rates above.

**SOUTHWEST GAS CORPORATION  
SOUTHERN CALIFORNIA  
FEDERAL AND STATE UNEMPLOYMENT INSURANCE**

Line No.	Description (a)	Tax Base or Allocation Factor (b)	Reference (c)	2023 (d)	Test Year 2026 (e)	Line No.
<b>Federal Unemployment Insurance (FUI)</b>						
<u>Southern California</u>						
1	Tax Base	\$ 7,000	\$7,000 * Ln 20	\$ 896,000	\$ 917,000	1
2	FUI Rate			0.60%	0.60%	2
3	Total FUI		Ln 3 * Ln 4(b)	<u>\$ 5,376</u>	<u>\$ 5,502</u>	3
<u>Corporate Staff</u>						
4	Tax Base	\$ 7,000	\$7,000 * Ln 21	\$ 6,174,000	\$ 6,174,000	4
5	FUI Rate			0.60%	0.60%	5
6	Total FUI		Ln 5 * Ln 6	<u>\$ 37,044</u>	<u>\$ 37,044</u>	6
7	SCA 4-Factor		Chapter 8C	7.93%	7.93%	7
8	Total Allocated to Southern California		Ln 7 * Ln 8	<u>\$ 2,939</u>	<u>\$ 2,939</u>	8
<b>State Unemployment Insurance (SUI)</b>						
<u>Southern California</u>						
9	Tax Base	\$ 7,000	\$7,000 * Ln 20	\$ 896,000	\$ 917,000	9
10	SUI Rate			1.60%	1.60%	10
11	Total SUI			<u>\$ 14,336</u>	<u>\$ 14,672</u>	11
<u>Corporate Staff</u>						
12	Tax Base	\$ 40,100	\$40,100 * Ln 21	\$ 35,368,200	\$ 35,368,200	12
13	SUI Rate			0.90%	0.90%	13
14	Total SUI			<u>\$ 318,314</u>	<u>\$ 318,314</u>	14
15	SCA 4-Factor		Chapter 8C	7.93%	7.93%	15
16	Total Allocated to Southern California			<u>\$ 25,253</u>	<u>\$ 25,253</u>	16
17	Total FUI and SUI			<u>\$ 47,904</u>	<u>\$ 48,366</u>	17
				Ch 16, Sh 3 Ln 4(c)	Ch 16, Sh 3 Ln 4(d)	
<u>Number of Employees [3]</u>						
18	Southern California			128	131	18
19	Corporate Staff			882	882	19

[1] Monthly Operating Report for December 2023.

**SOUTHWEST GAS CORPORATION  
 SOUTHERN CALIFORNIA  
 FEDERAL INSURANCE CONTRIBUTIONS ACT (FICA) TAXES**

Line No.	Description (a)	Rate/Allocation Factor (b)	2023 (c)	Test Year 2026 [1] (d)	Line No.
<u>Southern California</u>					
1	Total Salaries		\$ 11,122,639		1
2	Salaries Eligible for Social Security Taxes		10,995,114		2
3	Social Security	6.20%	\$ 681,697	\$ 790,351	3
4	Medicare	1.45%	161,278	186,984	4
5	Total FICA		<u>\$ 842,975</u>	<u>\$ 977,335</u>	5
<u>Corporate Staff</u>					
6	Total Salaries		\$ 95,836,532		6
7	Salaries Eligible for Social Security Taxes		89,677,749		7
8	Social Security	6.20%	\$ 5,560,020	\$ 6,446,220	8
9	Medicare	1.45%	1,389,630	1,611,120	9
10	Total FICA - Corporate		<u>\$ 6,949,650</u>	<u>\$ 8,057,340</u>	10
11	SCA 4-Factor [2]		7.93%	7.93%	11
12	Total Allocated to Southern California		<u>\$ 551,337</u>	<u>\$ 639,213</u>	12
13	Total FICA		<u>\$ 1,394,312</u>	<u>\$ 1,616,549</u>	13
			Ch 16, Sh 3 Ln 5(c)	Ch 16, Sh 3 Ln 5(d)	

[1] Escalated based on compound labor factor in Chapter 7.  
 1.1594

[2] Ch 8C, Sh 2, Ln 6

**SOUTHWEST GAS CORPORATION  
SOUTHERN CALIFORNIA  
INCOME TAXES ON OPERATIONS  
FOR THE TWELVE MONTHS ENDED DECEMBER 31, 2026  
AS ADJUSTED**

Line No.	Description (a)	Reference (b)	Test Year 2026 (c)	Adjustments (d)	After Rate Relief (e) (c) + (d)	Line No.
<u>State Income Tax</u>						
1	Margin	Ch 6, Sh 1	\$ 91,615,858	\$ 38,499,807	\$ 130,115,665	1
2	Expenses	Ch 6, Sh 1	83,656,626	695,422	84,352,048	2
3	Taxable Income Before Interest	Ln 1 - Ln 2	\$ 7,959,233	\$ 37,804,385	\$ 45,763,618	3
4	Interest Expense [1]	Ln 23	9,648,362	13,771	9,662,132	4
5	State Taxable Income	Ln 3 - Ln 4	\$ (1,689,129)	\$ 37,790,615	\$ 36,101,485	5
6	Effective State Income Tax Rate	WP Ch 16, Sh 5	8.84%	8.84%	8.84%	6
7	State Income Tax	Ln 5 * Ln 6	\$ (149,319)	\$ 3,340,690	\$ 3,191,371	7
			Ch 6, Sh 1, Ln 18(c)		Ch 6, Sh 1, Ln 18(e)	
<u>Federal Income Tax</u>						
8	Margin	Ln 1	\$ 91,615,858	\$ 38,499,807	\$ 130,115,665	8
9	Expenses	Ln 2	83,656,626	695,422	84,352,048	9
10	Taxable Income Before Interest	Ln 8 - Ln 9	\$ 7,959,233	\$ 37,804,385	\$ 45,763,618	10
11	State Income Tax	Ln 7	(149,319)	3,340,690	3,191,371	11
12	Interest Expense [2]	Ln 26	9,648,362	13,771	9,662,132	12
13	Federal Taxable Income	Ln 10 - Ln 11 - Ln 12	\$ (1,539,810)	\$ 34,449,924	\$ 32,910,114	13
14	Effective Federal Income Tax Rate	WP Ch 16, Sh 5	21.00%	21.00%	21.00%	14
15	Federal Income Tax	Ln 13 * Ln 14	\$ (323,360)	\$ 7,234,484	\$ 6,911,124	15
16	Investment Tax Credit	Ch 16, Sh 9, Ln 16(e)	0	0	0	16
17	Total Federal Income Tax	Ln 15 - Ln 16	\$ (323,360)	\$ 7,234,484	\$ 6,911,124	17
			Ch 6, Sh 1, Ln 19(c)		Ch 6, Sh 1, Ln 19(e)	
18	Total Federal and State Income Tax	Ln 7 + Ln 17 Ln 7 + Ln 17	\$ (472,679)	\$ 10,575,174	\$ 10,102,495	18
<u>Excess Accum Deferred Income Tax (EADIT)</u>						
19	Plant Related EADIT Amortization		\$ (512,495)	\$ 0	\$ (512,495)	19
20	Non-Plant Related EADIT Amortization		0	0	0	20
21	Total EADIT Amortization		\$ (512,495)	\$ 0	\$ (512,495)	21
			Ch 6, Sh 1, Ln 20(c)		Ch 6, Sh 1, Ln 20(e)	
<u>[1] Interest Calculation - State</u>						
22	Rate Base	Ch 6, Sh 1	\$ 466,429,122	\$ 665,709	\$ 467,094,832	22
23	Deferred ITC	n/a	0	0	0	23
24	Adjusted Rate Base	Ln 19 + Ln 20	\$ 466,429,122	\$ 665,709	\$ 467,094,832	24
25	Weighted Cost of Debt	Ch 6, Sh 2	2.07%	2.07%	2.07%	25
26	Synchronized Interest Expense	Ln 21 * Ln 22	\$ 9,648,362	\$ 13,771	\$ 9,662,132	26
<u>[2] Interest Calculation - Federal</u>						
27	Rate Base	Ln 19	\$ 466,429,122	\$ 665,709	\$ 467,094,832	27
28	Weighted Cost of Debt	Ln 22	2.07%	2.07%	2.07%	28
29	Synchronized Interest Expense	Ln 24 * Ln 25	\$ 9,648,362	\$ 13,771	\$ 9,662,132	29

**SOUTHWEST GAS CORPORATION  
SOUTHERN CALIFORNIA  
DEFERRED INCOME TAXES**

Line No.	Description (a)	Activity For		Projected Activity		Balances		Projected Ending Balances Asset (Liability)		Line No.
		2023 (b)	2024 (c)	2025 (d)	2026 (e)	12/31/2023 (f)	12/31/2024 (g)	12/31/2025 (h)	12/31/2026 (i)	
			(g) - (f)	(h) - (g)	(i) - (h)					
	Federal									
1	Capitalized Interest	\$ (14,533)	\$ (7,872)	\$ (5,628)	\$ (9,345)	\$ (288,639)	\$ (296,512)	\$ (302,139)	\$ (311,484)	1
2	Excess Depreciation	(615,062)	(1,028,846)	(1,785,339)	(2,034,372)	(25,993,629)	(27,022,476)	(28,807,815)	(30,842,187)	2
3	Other Cap. Costs	(809,375)	(512,684)	(521,284)	(614,447)	(6,787,698)	(7,300,382)	(7,821,666)	(8,436,113)	3
4	Relocation Costs	16,547	(142,455)	(86,517)	(70,808)	(2,962,648)	(3,105,103)	(3,191,620)	(3,262,428)	4
5	Repairs	(131,150)	(41,463)	2,517	(56,699)	(2,924,406)	(2,965,869)	(3,020,051)	(3,070,511)	5
6	Customer Advances	(314,273)	(68,337)	(91,519)	(158,043)	251,421	183,084	91,565	(66,478)	6
7	Federal Net Operating Loss	4,730,748	(5,924,317)	(556,652)	(634,576)	8,035,211	2,110,894	1,554,242	919,666	7
8	C-I-A-C	118,008	640	18,651	45,767	1,504,828	1,505,468	1,524,120	1,569,886	8
9	Subtotal	\$ 2,980,910	\$ (7,725,335)	\$ (3,025,770)	\$ (3,532,524)	\$ (29,165,560)	\$ (36,890,896)	\$ (39,916,666)	\$ (43,449,189)	9
10	System Allocable [1]	(266,179)	(7,989)	42,534	(231,318)	(2,559,213)	(2,567,201)	(2,524,667)	(2,755,985)	10
11	Total Federal	\$ 2,714,730	\$ (7,733,324)	\$ (2,983,236)	\$ (3,763,842)	\$ (31,724,773)	\$ (39,458,097)	\$ (42,441,333)	\$ (46,205,175)	11
	California									
12	Capitalized Interest	\$ (4,833)	\$ (2,618)	\$ (1,871)	\$ (3,108)	\$ (95,988)	\$ (98,606)	\$ (100,477)	\$ (103,585)	12
13	Excess Depreciation	(346,264)	(447,243)	(687,592)	(700,709)	(1,771,632)	(2,218,876)	(2,906,468)	(3,607,177)	13
14	Other Cap. Costs	(268,960)	(170,428)	(173,266)	(204,218)	(2,256,806)	(2,427,234)	(2,600,499)	(2,804,717)	14
15	Relocation Costs	5,503	(47,374)	(28,771)	(23,548)	(985,236)	(1,032,609)	(1,061,381)	(1,084,928)	15
16	Repairs	(43,614)	(13,789)	837	(18,855)	(972,518)	(986,307)	(985,470)	(1,004,325)	16
17	Customer Advances	(104,512)	(22,726)	(30,435)	(52,558)	83,611	60,885	30,450	(22,107)	17
18	California NOL	1,650,567	(2,379,640)	(166,930)	(278,824)	2,992,426	612,785	445,856	167,032	18
19	C-I-A-C	105,213	22,202	35,522	54,312	668,061	690,263	725,785	780,097	19
20	Subtotal	\$ 993,097	\$ (3,061,615)	\$ (1,052,506)	\$ (1,227,507)	\$ (2,338,083)	\$ (5,399,698)	\$ (6,452,204)	\$ (7,679,710)	20
21	System Allocable [2]	(105,413)	96,271	23,798	(70,139)	(961,513)	(865,242)	(841,444)	(911,583)	21
22	Total California	\$ 887,684	\$ (2,965,344)	\$ (1,028,708)	\$ (1,297,645)	\$ (3,299,595)	\$ (6,264,940)	\$ (7,293,648)	\$ (8,591,293)	22
23	Total Deferred Taxes	\$ 3,602,414	\$ (10,698,669)	\$ (4,011,944)	\$ (5,061,487)	\$ (35,024,368)	\$ (45,723,037)	\$ (49,734,981)	\$ (54,796,468)	23
	Gross Up Collected									
24	Customer Advances	\$ (19,789)	\$ (87,755)	\$ 24,529	\$ 12,899	\$ 241,747	\$ 153,992	\$ 178,520	\$ 191,420	24
25	C-I-A-C	28,771	(15,860)	(1,039)	5,980	176,224	160,364	159,325	165,304	25
26	Total Gross Up Collected	\$ 8,982	\$ (103,616)	\$ 23,490	\$ 18,879	\$ 417,971	\$ 314,355	\$ 337,845	\$ 366,724	26
27	Net Deferred Taxes	\$ 3,611,396	\$ (10,802,284)	\$ (3,988,454)	\$ (5,042,608)	\$ (34,606,397)	\$ (45,408,682)	\$ (49,397,136)	\$ (54,439,744)	27

[1] Ch 16, Sh 12, Ln 9  
[2] Ch 16, Sh 12, Ln 17

Ch 17, Sh 25  
Ln 5(g)

Ch 17, Sh 25  
Ln 5(h)

Ch 17, Sh 25  
Ln 5(i)

**SOUTHWEST GAS CORPORATION  
 SOUTHERN CALIFORNIA  
 ITC AMORTIZATION**

Line No.	Description (a)	12/31/2026			ITC [1] Annual Amort (e)	Line No.
		ITC Generated (b)	ITC Amortized (c) -(b)+(d)	ITC Unamortized (d)		
<u>Five Years Amortization</u>						
1	71-73 Fully Amort	\$ (643,762)	\$ 643,762	\$ 0	0	1
2	Subtotal	\$ (643,762)	\$ 643,762	\$ 0	\$ 0	2
<u>Remaining Life Amortization</u>						
3	1975	\$ (41,554)	\$ 41,554	\$ 0	\$ 0	3
4	1976	(81,115)	81,115	0	0	4
5	1977	(99,769)	99,769	0	0	5
6	1978	(101,682)	101,682	0	0	6
7	1979	(189,346)	189,346	0	0	7
8	1980 utilized 1982	(207,004)	207,004	0	0	8
9	1981 utilized 1982	(465,762)	465,762	0	0	9
10	1982 utilized 1983	(330,932)	330,932	0	0	10
11	1983 utilized 1983	(191,214)	191,214	0	0	11
12	1984 utilized 1984	(190,912)	190,912	0	0	12
13	1985 utilized 1985	(369,701)	369,701	0	0	13
14	1986 utilized 1986	(41,130)	41,130	0	0	14
15	Subtotal	\$ (2,310,121)	\$ 2,310,121	\$ 0	\$ 0	15
16	Total	\$ (2,953,883)	\$ 2,953,883	\$ 0	\$ 0	16

Ch 16, Sh 7  
Ln 23(c)      Ch 16, Sh 7  
Ln 16(c)

[1] ITC annual amortization over the weighted average remaining life for vintages 1975 through 1986.

**SOUTHWEST GAS CORPORATION  
SOUTHERN CALIFORNIA  
SCHEDULE M'S**

Line No.	Description (a)	Activity For 2023 (b)	Projected Activity			Line No.
			2024 (c)	2025 (d)	2026 (e)	
<b>Federal</b>						
1	Capitalized Interest	\$ (69,207)	\$ (37,488)	\$ (26,798)	\$ (44,498)	1
2	Excess Depreciation	(2,928,864)	(4,899,269)	(8,501,616)	(9,687,487)	2
3	Other Cap. Costs	(3,854,165)	(2,441,353)	(2,482,304)	(2,925,940)	3
4	Relocation Costs	78,794	(678,357)	(411,985)	(337,183)	4
5	Repairs	(624,525)	(197,445)	11,986	(269,995)	5
6	Customer Advances	(1,496,540)	(325,413)	(435,805)	(752,586)	6
7	Federal Net Operating Loss	22,527,373	(28,211,035)	(2,650,722)	(3,021,789)	
8	C-I-A-C	561,944	3,047	88,816	217,936	8
9	Subtotal	\$ 14,194,808	\$ (36,787,312)	\$ (14,408,428)	\$ (16,821,542)	9
10	System Allocable	(1,267,521)	(38,041)	202,543	(1,101,515)	10
11	Total Federal	\$ <u>12,927,288</u>	\$ <u>(36,825,353)</u>	\$ <u>(14,205,885)</u>	\$ <u>(17,923,057)</u>	11
<b>California</b>						
12	Capitalized Interest	\$ (69,207)	\$ (37,488)	\$ (26,798)	\$ (44,498)	12
13	Excess Depreciation	(4,958,251)	(6,404,195)	(9,845,810)	(10,033,638)	13
14	Other Cap. Costs	(3,851,315)	(2,440,403)	(2,481,037)	(2,924,252)	14
15	Relocation Costs	78,794	(678,357)	(411,985)	(337,183)	15
16	Repairs	(624,525)	(197,445)	11,986	(269,995)	16
17	Customer Advances	(1,496,540)	(325,413)	(435,805)	(752,586)	17
18	California NOL	23,634,897	(34,074,692)	(2,390,308)	(3,992,551)	
19	C-I-A-C	1,506,568	317,922	508,649	777,713	19
20	Subtotal	\$ 14,220,421	\$ (43,840,070)	\$ (15,071,108)	\$ (17,576,989)	20
21	System Allocable	(1,509,443)	1,378,525	340,767	(1,004,332)	21
22	Total California	\$ <u>12,710,978</u>	\$ <u>(42,461,545)</u>	\$ <u>(14,730,342)</u>	\$ <u>(18,581,322)</u>	22

[1] Ch 16, Sh 5, Ln 22 divided by the federal tax rate (21.00%)

[2] Ch 16, Sh 5, Ln 22 divided by the state tax rate (08.84% \* (1 - 21.00%))



**SOUTHWEST GAS CORPORATION**  
**SYSTEM ALLOCABLE**  
**SCHEDULE M'S**

Line No.	Description (a)	Activity For	Projected Activity			Line No.
		2023 (b)	2024 (c)	2025 (d)	2026 (e)	
<u>Federal</u>						
1	Capitalized Interest	\$ 804,323	\$ (748,853)	\$ 91,873	\$ 49,114	1
2	Excess Depreciation	(26,041,520)	(302,972)	374,596	(17,906,768)	2
3	Capitalized Overhead	3,901,032	(1,214,008)	(295,156)	797,289	3
4	Other Cap. Costs	29,169	9,723	12,964	17,285	4
	Federal Net Operating Loss	0	0	0	0	
5	Research Costs	5,329,790	1,776,597	2,368,796	3,158,394	5
6	Subtotal	\$ (15,977,206)	\$ (479,514)	\$ 2,553,073	\$ (13,884,685)	6
7	SCA 4-Factor	7.93%	7.93%	7.93%	7.93%	7
8	Total Federal	\$ (1,267,521)	\$ (38,041)	\$ 202,543	\$ (1,101,515)	8
<u>California</u>						
9	Capitalized Interest	\$ 810,307	\$ (746,855)	\$ 94,532	\$ 52,660	9
10	Excess Depreciation	(24,464,436)	19,095,146	4,173,153	(13,940,128)	10
11	Capitalized Overhead	3,091,890	(1,483,719)	(654,775)	317,798	11
12	Other Cap. Costs	(250,038)	(83,346)	(111,128)	(148,171)	12
13	Research Costs	1,785,619	595,200	793,608	1,058,145	13
14	Subtotal	\$ (19,026,658)	\$ 17,376,428	\$ 4,295,391	\$ (12,659,696)	14
15	SCA 4-Factor	7.93%	7.93%	7.93%	7.93%	15
16	Total California	\$ (1,509,443)	\$ 1,378,525	\$ 340,767	\$ (1,004,332)	16

**SOUTHWEST GAS CORPORATION  
SYSTEM ALLOCABLE  
DEFERRED INCOME TAXES**

Line No.	Description (a)	Activity For		Projected Activity		Balances		Projected Ending Balances		Asset (Liability)		Line No.
		2023 (b)	2024 (c)	2025 (d)	2026 (e)	12/31/2023 (f)	12/31/2024 (g)	12/31/2025 (h)	12/31/2026 (i)			
		(g) - (f)		(h) - (g)		(i) - (h)						
Federal												
1	Capitalized Interest	\$ 168,908	\$ (157,259)	\$ 19,293	\$ 10,314	\$ (1,859,250)	\$ (2,016,510)	\$ (1,997,216)	\$ (1,986,902)	1		
2	Excess Depreciation	(5,468,719)	(63,624)	78,665	(3,760,421)	(22,933,944)	(22,997,568)	(22,918,903)	(26,679,324)	2		
3	Capitalized Overhead	819,217	(254,942)	(61,983)	167,431	(8,509,175)	(8,764,117)	(8,826,099)	(8,658,669)	3		
4	Other Cap. Costs	6,125	2,042	2,722	3,630	(75,980)	(73,939)	(71,216)	(67,586)	4		
5	Federal Net Operating Loss	0	0	0	0	0	0	0	0	5		
6	Research Costs	1,119,256	373,085	497,447	663,263	1,119,256	1,492,341	1,989,789	2,653,051	6		
7	Subtotal	\$ (3,355,213)	\$ (100,698)	\$ 536,145	\$ (2,915,784)	\$ (32,259,093)	\$ (32,359,791)	\$ (31,823,646)	\$ (34,739,430)	7		
8	SCA 4-Factor	7.93%	7.93%	7.93%	7.93%	7.93%	7.93%	7.93%	7.93%	8		
9	SCA Allocation [1]	<u>(266,179)</u>	<u>(7,989)</u>	<u>42,534</u>	<u>(231,318)</u>	<u>(2,559,213)</u>	<u>(2,567,201)</u>	<u>(2,524,667)</u>	<u>(2,755,985)</u>	9		
California												
10	Capitalized Interest	\$ 56,589	\$ (52,157)	\$ 6,602	\$ 3,678	\$ (620,908)	\$ (673,066)	\$ (666,464)	\$ (662,786)	10		
11	Excess Depreciation	(1,708,498)	1,333,529	291,436	(973,523)	(8,050,137)	(6,716,609)	(6,425,172)	(7,398,695)	11		
12	Capitalized Overhead	215,925	(103,617)	(45,727)	22,194	(3,577,820)	(3,681,437)	(3,727,164)	(3,704,970)	12		
13	Other Cap. Costs	(17,462)	(5,821)	(7,761)	(10,348)	2,518	(3,303)	(11,063)	(21,411)	13		
14	Research Costs	124,700	41,566	55,422	73,897	126,398	167,965	223,387	297,284	14		
15	Subtotal	\$ (1,328,746)	\$ 1,213,500	\$ 299,973	\$ (884,103)	\$ (12,119,950)	\$ (10,906,449)	\$ (10,606,476)	\$ (11,490,579)	15		
16	SCA 4-Factor	7.93%	7.93%	7.93%	7.93%	7.93%	7.93%	7.93%	7.93%	16		
17	SCA Allocation [1]	<u>(105,413)</u>	<u>96,271</u>	<u>23,798</u>	<u>(70,139)</u>	<u>(961,513)</u>	<u>(865,242)</u>	<u>(841,444)</u>	<u>(911,583)</u>	17		

[1] Ch 16, Sh 8, Ln 10  
[2] Ch 16, Sh 8, Ln 21

**SOUTHWEST GAS CORPORATION  
SOUTHERN CALIFORNIA  
EXCESS DEFERRED INCOME TAXES**

Line No.	Description (a)	Reference (b)	Plant Amount (c)	Non-Plant Amount (d)	Total (e) (c) + (d)	Line No.
1	Recorded Excess Deferred Taxes at December 31, 2017	Company Records	\$ 18,684,685	\$ 1,307,600	\$ 19,992,286	1
2	Excess Deferred Taxes Amortized Through December 31, 2023	Company Records	\$ (2,684,014)	\$ (702,375)	\$ (3,386,390)	2
3	Excess Deferred Taxes at December 31, 2023	Ln 1 + Ln 2	\$ 16,000,671	\$ 605,225	\$ 16,605,896	3
4	Common Excess Deferred Taxes Apportioned	Ln 13	45,616	(246,558)	(200,942)	4
5	Total Excess Deferred Taxes at December 31, 2023	Ln 3+ Ln 4	[1] 16,046,287	358,667	16,404,954	5
6	Gross-up	[2] Company Records	\$ 4,712,794	\$ 105,341	\$ 4,818,135	6
7	Total Regulatory Liability	Ln 5 + Ln 6	\$ 20,759,081	\$ 464,008	\$ 21,223,089	7
<b>System Allocable</b>						
8	Total Excess Deferred Taxes at 12/31/17	Company Records	\$ 8,744,231	\$ (5,234,791)	\$ 3,509,440	8
9	Excess Deferred Taxes Amortized Through December 31, 2023	Company Records	\$ (8,163,140)	\$ 2,093,925	\$ (6,069,215)	9
10	Excess Deferred Taxes	Ln 8 + Ln 9 + Ln 10	\$ 581,091	\$ (3,140,866)	\$ (2,559,775)	10
11	4-Factor	[3]	7.85%	7.85%	7.85%	11
12	Excess Deferred Taxes Apportioned	Ln 11 * Ln 12	\$ 45,616	\$ (246,558)	\$ (200,942)	12

[1] Rate Base adjustment associated with plant-related excess deferred income tax

[2] Excess deferred taxes are grossed-up to reflect the future tax savings of reduced future revenue

[3] The 4-factor apportionment percentage used to establish the excess deferred liability is the percentage at 12/31/17

**SOUTHWEST GAS CORPORATION  
 SOUTHERN CALIFORNIA  
 AMORTIZATION OF EXCESS DEFERRED INCOME TAXES**

Line No.	Description (a)	Reference (b)	Plant Amount (c)	Non-Plant Amount (d) [2]	Total (e) (c) + (d)	Line No.
1	Annual Amortization of Excess Deferred Taxes	Company Records Ln 6	\$ 512,495			1
2	Share of Annual Amortization of System Allocable Excess Deferred Taxes		0			2
3	Total Annual Amortization of Excess Deferred Taxes	Ln 3 + Ln 4	<u>512,495</u>	<u>0</u>	<u>512,495</u>	3
<hr/>						
<b>SYSTEM ALLOCABLE</b>						
4	Annual Amortization of Excess Deferred Taxes	[1] Company Records	\$ 0			4
5	4-Factor		7.85%			5
6	Share of Annual Amortization of Excess Deferred Taxes	Ln 8 * Ln 9	<u>0</u>			6

[1] System Allocable Excess Deferred Taxes have been fully amortized.  
 [2] Non-plant excess deferred taxes have been fully amortized.

**CHAPTER 17**  
**Rate Base**  
**and**  
**Depreciation Expenses**

**Company Witness:**  
**Randi L. Cunningham**

**SOUTHWEST GAS CORPORATION  
SOUTHERN CALIFORNIA  
RATE BASE  
CHAPTER 17**

Chapter 17 contains the computation of the Southern California (SCA) Gas Plant in Service (GPIS) and Accumulated Depreciation and Amortization (AD&A) for the historical years 2019 through 2023 (historical period), and projections for years 2024, 2025 and test year 2026. Chapter 17 also contains the computation of average rate base for the years 2019 through 2026.

The SCA GPIS and AD&A amounts are shown by FERC account. They are also reported by categories of activities (Intangible, Distribution, and General). GPIS is compiled to report a beginning balance, additions, retirements/transfers, and an ending balance. AD&A is also compiled to report a beginning balance, the provision for depreciation and amortization expense, retirements, transfers/costs of removal/salvage value, and an ending balance.

**General Information for GPIS Projections:** The 2024 GPIS computation begins with the year-end 2023 GPIS balance and adds the projected 2024 additions and retirements through December 2024. This process repeats for 2025 and 2026. There are no projected intangible additions to SCA plant for years 2024 through 2026. Projections for plant additions are based on the most recent budget, with any material updates taken into account. From there, overheads are added as described below. The projections for retirements are generally based on a five-year average, unless the retirement takes the reserve to \$0 or more negative or there is no gas plant left to retire.

**General Information for AD&A Projections:** The 2024 AD&A computation begins with the year-end 2023 AD&A balance and incorporates the projected 2024 provision (i.e. depreciation and amortization expense), retirements (which are projected the same as for GPIS since retirements have no impact to net plant) through December 2024. This process repeats for 2025 and 2026.

**Salvage/Removal Cost:** Salvage and removal cost for both distribution and general plant used in the projected years 2024 and 2025 and the test year 2026 were based on the five-year average of the historical period 2019 through 2023.

**Overheads:** The SCA distribution overhead rate applied to projected years 2024 and 2025 and test year 2026 direct distribution plant capital expenditures is based on the five-year average historical period 2019 through 2023. General plant capital expenditures are not subject to overheads. Overheads consist of division supervision and engineering, Administrative and General, capitalized property tax and Allowance for Funds Used During Construction.

**Average Rate Base:** The SCA average GPIS and AD&A is computed by using actual, recorded beginning and ending balances for the historical years 2019 through 2023.

The 2024 GPIS and AD&A average computation starts with the year-end recorded 2023 GPIS and AD&A balances. The simple average of the sum of the year-end 2023 and the year-end projected 2024 GPIS and AD&A balances is calculated to determine the average 2024 balances used for rate base. This averaging is also done for the 2025 and 2026 average GPIS and AD&A balance calculations.

System Allocable GPIS and AD&A are described in the narrative summary of Chapter 8, Tab B, of this filing.

Customer Advances for Construction are calculated based on anticipated ending balances for each year the projection period. Please refer to the testimony of Randi L. Cunningham for additional explanation.

Deferred Taxes are computed in Chapter 16 of this filing.

Working capital consists of the Lead-Lag Study plus Materials and Supplies. See Chapter 17, Sheet 23 for the calculation of Materials and Supplies. The Lead-Lag Study was prepared in the same format as previous Southwest Gas filings and followed the California Standard Practice U-16. In this case, prepayments are not listed separately but are included as an addition to cash working capital. Additionally, the 13-month average balances are listed by account and are adjusted for deferred income taxes, if applicable, to obtain a more accurate amount relating to cash working capital needs or surpluses. All System Allocable/Common balances have the appropriate 4-Factor Allocation percentage applied to determine the appropriate amount to allocate to the rate jurisdiction. Details of all subaccounts are also included in the Chapter 17 Lead Lag Workpapers.

Depreciation and Amortization expense for 2024 and 2025 uses the annualized provision as computed in Chapter 17, Sheets 10 and 11. Depreciation and Amortization for 2026 uses annualized provision as computed in Chapter 17, sheet 12 based on the proposed depreciation rates submitted to the Cal Advocates on August 23, 2024.

Regulatory amortization expense uses the 2023 year-end balance and if amortizations or expenses are known, the projected balance through December 2025 are used and are amortized over five years. Please refer to the testimony of Kasey D. Bohannon for details on the regulatory amortizations



**SOUTHWEST GAS CORPORATION  
SOUTHERN CALIFORNIA  
AVERAGE RATE BASE  
2019 THROUGH 2026**

Line No.	Description (a)	Recorded						Projected 2025 (h)	Test Year 2026 (i)	Line No.
		2019 (b)	2020 (c)	2021 (d)	2022 (e)	2023 (f)	2024 (g)			
		Ch 17, Sh 5 Col (g)	Ch 17, Sh 6 Col (g)	Ch 17, Sh 7 Col (g)	Ch 17, Sh 8 Col (g)	Ch 17, Sh 9 Col (g)	Ch 17, Sh 10 Col (g)	Ch 17, Sh 11 Col (g)	Ch 17, Sh 12 Col (g)	
1	Gas Plant in Service - Direct	\$ 477,198,504	\$ 517,636,708	\$ 570,675,838	\$ 616,387,568	\$ 662,212,347	\$ 702,743,053	\$ 730,569,371	\$ 771,178,648	
2	Gas Plant in Service - System Allocable	27,205,216	29,230,491	34,161,815	38,516,372	38,637,359	40,101,901	45,933,032	53,924,218	
3	Total Gas Plant in Service	\$ 504,403,720	\$ 546,867,199	\$ 604,837,653	\$ 654,903,939	\$ 700,849,706	\$ 742,844,954	\$ 776,502,403	\$ 825,102,866	
<b>Less:</b>										
4	Accum. Provision for Dep/Amort - Direct	\$ 221,949,313	\$ 229,255,776	\$ 236,634,171	\$ 245,564,585	\$ 257,099,790	\$ 270,291,959	\$ 282,962,753	\$ 295,675,567	
5	Accum. Provision for Dep/Amort - System Alloc.	18,352,543	19,114,442	19,711,107	21,394,434	23,392,954	25,203,687	27,402,343	30,607,156	
6	Customer Advances for Construction	1,252,310	1,826,452	1,996,279	2,376,020	2,337,963	797,160	721,507	300,564	
7	Deferred Taxes - Direct	32,378,334	33,285,966	35,303,992	36,019,908	33,490,646	36,897,118	44,329,731	48,748,885	
8	Deferred Taxes - System Allocable	1,732,283	1,921,922	2,089,442	2,720,765	3,335,864	3,476,579	3,399,277	3,516,840	
9	Excess Deferred Taxes - Direct	18,684,685	18,684,685	18,374,539	17,727,301	16,695,440	15,079,426	13,848,036	13,281,643	
10	Excess Deferred Taxes - System Allocable	686,422	686,422	608,957	454,030	211,091	22,808	0	0	
11	Total Rate Base Deductions	\$ 295,035,890	\$ 304,775,667	\$ 314,718,488	\$ 326,257,044	\$ 336,563,747	\$ 351,768,737	\$ 372,663,649	\$ 392,130,653	
12	Add: Working Capital - Direct	\$ 30,789,660	\$ 31,813,947	\$ 32,386,661	\$ 34,733,473	\$ 37,579,419	\$ 33,460,632	\$ 33,460,632	\$ 33,460,632	
13	Add: Working Capital - System Allocable	(6,386)	(3,416)	(3,826)	(6,020)	(6,017)	(3,722)	(3,722)	(3,722)	
14	Total Rate Base	\$ 240,151,105	\$ 273,902,063	\$ 322,502,000	\$ 363,374,349	\$ 401,859,360	\$ 424,533,128	\$ 437,295,664	\$ 466,429,122	

Ch 6, Sh 1

**SOUTHWEST GAS CORPORATION  
SOUTHERN CALIFORNIA  
GAS PLANT AND ACCUMULATED PROVISION FOR DEPRECIATION PER BOOKS  
2019**

Line No.	Description (a)	Account Number (b)	Gas Plant in Service 12/31/2018 (c)	Net Additions (d)	Retirements (e)	Transfers & Adjustments (f)	Gas Plant in Service 12/31/2019 (g)	Annual Depr. Rate (h)	Provision (i)	Retirements (k)	Removal Cost (l)	Salvage (m)	Transfers & Adjustments (n)	Accumulated Provision for Depreciation 12/31/2019 (o)
			Co. Records	Co. Records	Co. Records	Co. Records	(g)-(d)-(e)-(f)	D. 14-06-028	Co. Records	Co. Records	Co. Records	Co. Records	Co. Records	(i)-(k)-(l)-(m)-(n)
1	Intangible Plant													
2	Franchise and Consents	302	0	0	0	0	0	0.00%	0	0	0	0	0	0
3	Miscellaneous Intangible Plant	303	33,542	0	0	0	33,542	Various	33,542	0	0	0	0	33,542
	Total Intangible Plant		33,542	0	0	0	33,542		33,542	0	0	0	0	33,542
4	Distribution Plant													
5	Land and Land Rights	374.1	17,149	0	0	0	17,149	0.00%	0	0	0	0	0	0
6	Rights of Way	374.2	68,734	0	0	0	68,734	1.48%	49,105	1,017	0	0	0	50,122
7	Structures & Improvements	375	6,931	0	6,931	0	0	0.00%	8,642	(1,711)	0	0	0	(0)
8	Mains	376	263,686,507	15,639,608	518,960	0	278,807,155	2.86%	118,578,981	7,695,671	350,154	0	0	125,405,438
9	Measuring & Reg Station-General	378	8,731,211	326,227	92,874	0	8,864,564	3.61%	4,710,715	318,633	0	0	0	4,936,474
10	Measuring & Reg Station-City Gate	379	4,869	0	0	0	4,869	n/a	0	0	0	0	0	0
11	Meters	380	115,206,775	13,456,048	917,647	0	127,745,176	2.75%	67,716,807	3,286,200	1,356,255	0	0	68,729,106
12	Industrial Measuring & Reg Station	381	46,884,880	1,657,643	2,118,006	0	46,424,517	2.30%	16,488,428	1,080,021	5,168	0	0	15,445,275
13	Miscellaneous Equipment	385	1,391,024	10,843	1,046	0	1,400,822	2.79%	737,834	38,854	1,046	0	0	775,642
14	Total Distribution Plant	387	436,027,787	31,090,369	3,685,171	0	463,432,986	0.00%	208,347,031	12,396,643	1,711,576	0	0	215,346,926
15	General Plant													
16	Land and Land Rights	389	1,449,014	0	0	0	1,449,014	0.00%	499,736	0	0	0	0	499,736
17	Structures & Improvements - Owned	390.1	12,052,903	1,233	6,372	0	12,047,764	2.82%	2,410,369	339,888	6,372	0	0	2,743,866
18	Structures & Improvements - Leasehold	390.2	0	0	0	0	0	0.00%	0	0	0	0	0	0
19	Office Furniture & Fixtures	391	1,113,388	0	8,735	(19,954)	1,084,698	4.78%	498,009	53,001	8,735	0	(15,174)	527,101
20	Computer Software & Hardware	391.1	910,873	352,288	221,436	0	1,041,725	21.60%	1,009,317	255,882	221,436	0	0	1,043,763
21	Transportation Equip. - Vehicles Light	392.11	4,254,922	606,246	645,042	(62,429)	4,153,697	12.68%	2,161,091	577,776	645,042	103,475	(14,735)	2,182,565
22	Transportation Equip. - Vehicles Heavy	392.12	2,700,777	280,487	22,648	0	2,958,617	8.68%	1,209,068	247,475	22,648	0	0	1,433,895
23	Stores Equipment	393	217,470	0	0	(10,481)	206,989	6.61%	58,129	13,740	0	0	(358)	171,510
24	Tool, Shop & Garage Equipment	394	1,739,328	316,635	1,760	0	2,054,203	5.92%	815,337	108,574	1,760	0	0	922,151
25	Laboratory Equipment	395	25,969	0	22,392	0	3,577	8.94%	16,335	22,392	0	0	0	(4,236)
26	Power Operated Equipment	396	1,562,201	6,807	32,563	(44,694)	1,491,751	6.86%	632,025	107,153	32,563	14,700	(30,391)	690,924
27	Communication Equipment	397	450,822	514,375	0	0	965,197	4.62%	196,289	27,760	0	0	0	224,049
28	Miscellaneous Equipment - Telemetry	397.2	0	22,191	0	0	22,191	0.00%	(406)	406	0	0	0	(0)
29	Total General Plant	398	26,933,697	2,100,262	960,948	(137,558)	27,935,453	6.66%	133,003	30,930	0	0	(60,658)	163,934
30	Total Gas Plant in Service		462,995,026	33,190,631	4,646,119	(137,558)	491,401,981		218,018,877	14,161,051	1,711,576	118,175	(60,658)	225,879,749
31	Annual Average Total Balance													\$ 221,949,313

**SOUTHWEST GAS CORPORATION  
SOUTHERN CALIFORNIA  
GAS PLANT AND ACCUMULATED PROVISION FOR DEPRECIATION PER BOOKS  
2020**

Line No.	Description (a)	Account Number (b)	Gas Plant in Service 12/31/2019 (c) Co. Records	Net Additions (d) Co. Records	Retirements (e) Co. Records	Transfers & Adjustments (f) Co. Records	Gas Plant in Service 12/31/2020 (g) (c)+(d)-(e)+(f)	Annual Depr. Rate (h) D.14-06-028	Provision (i) Co. Records	Retirements (k) Co. Records	Removal Cost (l) Co. Records	Salvage (m) Co. Records	Transfers & Adjustments (n) Co. Records	Accumulated Depreciation 12/31/2020 (o) (i)+(k)-(l)-(m)-(n)	Line No.
1	Intangible Plant														
2	Franchise and Consents	302	\$ -	\$ -	\$ 0	\$ 0	\$ -	0.00%	\$ -	\$ 0	\$ 0	\$ 0	\$ 0	\$ -	1
3	Miscellaneous Intangible Plant	303	\$ 33,542	\$ 0	\$ 0	\$ 0	\$ 33,542	Various	\$ 33,542	\$ 0	\$ 0	\$ 0	\$ 0	\$ 33,542	2
	Total Intangible Plant		\$ 33,542	\$ 0	\$ 0	\$ 0	\$ 33,542		\$ 33,542	\$ 0	\$ 0	\$ 0	\$ 0	\$ 33,542	3
4	Distribution Plant														
5	Land and Land Rights	374.1	\$ 17,149	\$ 0	\$ 0	\$ 0	\$ 17,149	0.00%	\$ -	\$ 0	\$ 0	\$ 0	\$ 0	\$ -	4
6	Rights of Way	374.2	\$ 68,734	\$ 0	\$ 0	\$ 0	\$ 68,734	1.48%	\$ 1,017	\$ 0	\$ 0	\$ 0	\$ 0	\$ 51,139	5
7	Structures & Improvements	375	\$ -	\$ 22,609,263	\$ 430,467	\$ 0	\$ 300,985,952	2.86%	\$ 8,206,870	\$ 430,467	\$ 637,130	\$ 0	\$ 0	\$ 132,544,711	6
8	Mains	376	\$ 278,807,155	\$ 1,670,472	\$ 41,693	\$ 0	\$ 10,593,343	3.61%	\$ 4,936,474	\$ 41,693	\$ 1,152	\$ 0	\$ 0	\$ 5,228,527	7
9	Measuring & Reg Station-General	378	\$ 8,964,564	\$ -	\$ 0	\$ 0	\$ 4,869	na	\$ 0	\$ 0	\$ 0	\$ 0	\$ 0	\$ 4,869	8
10	Measuring & Reg Station-City Gate	379	\$ 4,869	\$ 0	\$ 0	\$ 0	\$ 4,869	2.75%	\$ 3,675,526	\$ 1,485,534	\$ 1,749,493	\$ 0	\$ 0	\$ 69,169,604	9
11	Services	380	\$ 127,745,176	\$ 14,683,442	\$ 1,485,534	\$ 0	\$ 140,943,084	2.30%	\$ 15,445,275	\$ 3,629,486	\$ 536	\$ 0	\$ 0	\$ 12,862,411	10
12	Meters	381	\$ 46,424,517	\$ 3,217,796	\$ 3,629,486	\$ 0	\$ 46,012,827	2.79%	\$ 775,642	\$ 40,896	\$ 0	\$ 0	\$ 0	\$ 816,539	11
13	Industrial Measuring & Reg Station	385	\$ 1,400,822	\$ 115,675	\$ 0	\$ 0	\$ 1,516,497	0.00%	\$ -	\$ 0	\$ 0	\$ 0	\$ 0	\$ 0	12
14	Miscellaneous Equipment	387	\$ -	\$ 42,296,649	\$ 5,587,180	\$ 0	\$ 500,142,455	0.00%	\$ 13,326,365	\$ 5,587,180	\$ 2,388,311	\$ 0	\$ 0	\$ 220,697,801	13
	Total Distribution Plant		\$ 463,432,986	\$ 42,296,649	\$ 5,587,180	\$ 0	\$ 500,142,455		\$ 215,346,926	\$ 13,326,365	\$ 2,388,311	\$ 0	\$ 0	\$ 220,697,801	14
15	General Plant														
16	Land and Land Rights	389	\$ 1,449,014	\$ 14,380,129	\$ 0	\$ 0	\$ 1,449,014	0.00%	\$ 499,736	\$ 0	\$ 0	\$ 0	\$ (499,736)	\$ -	15
17	Structures & Improvements - Owned	390.1	\$ 12,047,764	\$ 0	\$ 3,772	\$ 0	\$ 26,424,121	2.82%	\$ 2,743,886	\$ 3,772	\$ 0	\$ 0	\$ 499,736	\$ 3,579,603	16
18	Structures & Improvements - Leasehold	390.2	\$ -	\$ 0	\$ 0	\$ 0	\$ -	0.00%	\$ -	\$ 0	\$ 0	\$ 0	\$ 0	\$ -	17
19	Office Furniture & Fixtures	391	\$ 1,084,698	\$ 9,553	\$ 7,980	\$ 0	\$ 1,086,272	4.78%	\$ 527,101	\$ 7,980	\$ 0	\$ 0	\$ 0	\$ 570,684	18
20	Computer Software & Hardware	391.1	\$ 1,041,725	\$ 209,893	\$ 195,945	\$ 0	\$ 1,055,672	21.60%	\$ 207,493	\$ 195,945	\$ 0	\$ 0	\$ 0	\$ 1,055,311	19
21	Transportation Equip. - Vehicles Light	392.1	\$ 4,153,697	\$ 430,506	\$ 139,533	\$ 0	\$ 4,444,671	12.68%	\$ 549,736	\$ 139,533	\$ 0	\$ 29,050	\$ 0	\$ 2,621,819	20
22	Transportation Equip. - Vehicles Heavy	392.2	\$ 2,958,617	\$ 512,314	\$ 0	\$ 0	\$ 3,470,931	8.68%	\$ 286,454	\$ 0	\$ 0	\$ 0	\$ 0	\$ 1,720,349	21
23	Stores Equipment	393	\$ 206,989	\$ 24,996	\$ 0	\$ 0	\$ 231,985	6.61%	\$ 71,510	\$ 0	\$ 0	\$ 335	\$ 0	\$ 85,527	22
24	Tool, Shop & Garage Equipment	394	\$ 2,054,203	\$ 147,201	\$ 34,843	\$ 0	\$ 2,166,562	5.92%	\$ 123,637	\$ 34,843	\$ 0	\$ 1,625	\$ 0	\$ 1,012,571	23
25	Laboratory Equipment	395	\$ 3,577	\$ 0	\$ 0	\$ 0	\$ 3,577	8.94%	\$ (4,236)	\$ 0	\$ 0	\$ 0	\$ 0	\$ (3,916)	24
26	Power Operated Equipment	396	\$ 1,491,751	\$ 36,600	\$ 0	\$ 0	\$ 1,528,351	6.86%	\$ 690,924	\$ 0	\$ 0	\$ 0	\$ 0	\$ 793,886	25
27	Communication Equipment	397	\$ 965,197	\$ 324,840	\$ 0	\$ 0	\$ 1,290,037	4.82%	\$ 224,049	\$ 0	\$ 0	\$ 0	\$ 0	\$ 268,557	26
28	Communication Equipment - Telemetry	397.2	\$ -	\$ 66,025	\$ 0	\$ 0	\$ 66,025	0.00%	\$ (0)	\$ 0	\$ 0	\$ 0	\$ 0	\$ (0)	27
29	Miscellaneous Equipment	398	\$ 478,221	\$ -	\$ 0	\$ 0	\$ 478,221	6.66%	\$ 163,934	\$ 0	\$ 0	\$ 0	\$ 0	\$ 196,070	28
	Total General Plant		\$ 27,935,453	\$ 16,142,057	\$ 382,072	\$ -	\$ 43,695,438		\$ 10,499,280	\$ 1,752,242	\$ -	\$ 31,010	\$ -	\$ 11,900,461	29
30	Total Gas Plant in Service		\$ 491,401,981	\$ 58,438,706	\$ 5,969,252	\$ -	\$ 543,871,435		\$ 225,879,749	\$ 15,078,608	\$ 2,388,311	\$ 31,010	\$ -	\$ 232,631,804	30
31	Annual Average Total Balance						\$ 517,636,708							\$ 229,255,776	31

**SOUTHWEST GAS CORPORATION  
SOUTHERN CALIFORNIA  
GAS PLANT AND ACCUMULATED PROVISION FOR DEPRECIATION PER BOOKS  
2021**

Line No.	Description (a)	Account Number (b)	Gas Plant in Service 12/31/2020 (c)	Net Additions (d)	Retirements (e)	Transfers & Adjustments (f)	Gas Plant in Service 12/31/2021 (g)	Annual Depr. Rate (h)	Provision 12/31/2020 (i)	Co. Records (j)	Retirements (k)	Co. Records (l)	Removal Cost (m)	Salvage (n)	Transfers & Adjustments (o)	Co. Records (p)	Accumulated Provision for Depreciation 12/31/2021 (q)	Line No.
1	<u>Intangible Plant</u>																	
2	Franchise and Consents	302	\$ -	\$ -	\$ -	\$ -	\$ -	n/a	\$ -	\$ -	\$ -	\$ -	\$ -	\$ -	\$ -	\$ -	\$ -	1
3	Miscellaneous Intangible Plant	303	\$ 33,542	\$ 0	\$ 0	\$ 0	\$ 33,542	n/a	\$ 33,542	\$ 0	\$ 0	\$ 0	\$ 0	\$ 0	\$ 0	\$ 0	\$ 33,542	2
	Total Intangible Plant		\$ 33,542	\$ 0	\$ 0	\$ 0	\$ 33,542		\$ 33,542	\$ 0	\$ 0	\$ 0	\$ 0	\$ 0	\$ 0	\$ 0	\$ 33,542	3
	<u>Distribution Plant</u>																	
4	Land and Land Rights	374.1	\$ 17,149	\$ 0	\$ 0	\$ 0	\$ 17,149	n/a	\$ -	\$ 0	\$ 0	\$ 0	\$ 0	\$ 0	\$ 0	\$ 0	\$ -	4
5	Rights of Way	374.2	\$ 68,734	\$ 0	\$ 0	\$ 0	\$ 68,734	1.21%	\$ 51,139	\$ 832	\$ 0	\$ 0	\$ 0	\$ 0	\$ (5,497)	\$ 46,474	\$ -	5
6	Structures & Improvements	375	\$ -	\$ 0	\$ 0	\$ 0	\$ -	0.00%	\$ (0)	\$ 0	\$ 0	\$ 0	\$ 0	\$ 0	\$ 0	\$ 0	\$ (0)	6
7	Mains	376	\$ 300,985,952	\$ 32,412,778	\$ 503,654	\$ 0	\$ 332,895,076	2.56%	\$ 132,544,711	\$ 7,932,500	\$ 503,654	\$ 377,947	\$ 0	\$ (3,258,783)	\$ 136,336,827	\$ 0	\$ 136,336,827	7
8	Measuring & Reg Station-General	378	\$ 10,593,343	\$ 1,136,073	\$ 31,833	\$ 0	\$ 11,699,588	2.83%	\$ 5,228,527	\$ 316,445	\$ 31,833	\$ 74,449	\$ 0	\$ (1,597,730)	\$ 3,842,960	\$ 0	\$ 3,842,960	8
9	Measuring & Reg Station-City Gate	379	\$ 4,869	\$ 0	\$ 0	\$ 0	\$ 4,869	n/a	\$ 4,869	\$ 0	\$ 0	\$ 0	\$ 0	\$ 0	\$ 0	\$ 0	\$ 4,869	9
10	Services	380	\$ 140,943,084	\$ 13,654,978	\$ 1,883,753	\$ 0	\$ 152,714,308	2.51%	\$ 69,169,604	\$ 3,623,289	\$ 1,883,753	\$ 870,087	\$ 0	\$ 2,398,903	\$ 72,437,955	\$ 0	\$ 72,437,955	10
11	Meters	381	\$ 46,012,827	\$ 2,322,627	\$ 625,492	\$ 0	\$ 47,709,963	2.74%	\$ 12,882,411	\$ 1,288,797	\$ 625,492	\$ 0	\$ 0	\$ 2,706,855	\$ 16,252,571	\$ 0	\$ 16,252,571	11
12	Industrial Measuring & Reg Station	385	\$ 1,516,497	\$ 210,908	\$ 17,775	\$ 0	\$ 1,709,630	2.70%	\$ 816,539	\$ 41,881	\$ 17,775	\$ 56	\$ 0	\$ (243,748)	\$ 596,841	\$ 0	\$ 596,841	12
13	Miscellaneous Equipment	387	\$ -	\$ 0	\$ 0	\$ 0	\$ -	0.00%	\$ 0	\$ 0	\$ 0	\$ 0	\$ 0	\$ 0	\$ 0	\$ 0	\$ 0	13
14	Total Distribution Plant		\$ 500,142,455	\$ 49,739,364	\$ 3,062,507	\$ 0	\$ 548,819,312		\$ 220,697,801	\$ 13,205,744	\$ 3,062,507	\$ 1,322,539	\$ 0	\$ 0	\$ (0)	\$ 229,518,498	\$ 0	14
	<u>General Plant</u>																	
15	Land and Land Rights	389	\$ 1,449,014	\$ 0	\$ 0	\$ 0	\$ 1,449,014	n/a	\$ -	\$ 0	\$ 0	\$ 0	\$ 0	\$ 0	\$ 0	\$ 0	\$ -	15
16	Structures & Improvements - Owned	390.1	\$ 26,424,121	\$ 5,271,513	\$ 21,911	\$ 0	\$ 31,673,722	2.07%	\$ 3,579,603	\$ 594,144	\$ 21,911	\$ 0	\$ 0	\$ 0	\$ 540,129	\$ 4,691,964	\$ 0	16
17	Structures & Improvements - Leasehold	390.2	\$ -	\$ 0	\$ 0	\$ 0	\$ -	n/a	\$ -	\$ 0	\$ 0	\$ 0	\$ 0	\$ 0	\$ 0	\$ 0	\$ -	17
18	Office Furniture & Fixtures	391	\$ 1,086,272	\$ 986,173	\$ 0	\$ 0	\$ 2,072,445	6.67%	\$ 570,684	\$ 124,749	\$ 0	\$ 0	\$ 0	\$ 0	\$ (72,195)	\$ 623,238	\$ 0	18
19	Computer Software & Hardware	391.1	\$ 1,055,672	\$ 304,324	\$ 440,747	\$ 0	\$ 887,630	20.00%	\$ 1,055,311	\$ 195,211	\$ 440,747	\$ 0	\$ 0	\$ (436,666)	\$ 373,108	\$ 0	\$ 373,108	19
20	Transportation Equip. - Vehicles Light	392.1	\$ 4,444,671	\$ 605,841	\$ 946,119	\$ 0	\$ 4,104,392	10.63%	\$ 2,621,819	\$ 451,599	\$ 946,119	\$ 0	\$ 172,600	\$ (315,535)	\$ 1,984,363	\$ 0	\$ 1,984,363	20
21	Transportation Equip. - Vehicles Heavy	392.1	\$ 3,470,931	\$ 460,808	\$ 1,508,704	\$ 0	\$ 2,423,035	8.50%	\$ 1,720,349	\$ 255,647	\$ 1,508,704	\$ 0	\$ 34,350	\$ 282,082	\$ 783,723	\$ 0	\$ 783,723	21
22	Stores Equipment	393	\$ 231,985	\$ 436,122	\$ 12,580	\$ 0	\$ 655,527	10.00%	\$ 85,527	\$ 39,644	\$ 12,580	\$ 0	\$ 0	\$ 27,961	\$ 140,552	\$ 0	\$ 140,552	22
23	Tool, Shop & Garage Equipment	394	\$ 2,166,562	\$ 1,790,944	\$ 21,530	\$ 0	\$ 3,935,976	6.67%	\$ 1,012,571	\$ 148,892	\$ 21,530	\$ 0	\$ 0	\$ (114,891)	\$ 1,025,042	\$ 0	\$ 1,025,042	23
24	Laboratory Equipment	395	\$ 3,577	\$ 0	\$ 9,829	\$ 0	\$ 13,406	6.67%	\$ (3,916)	\$ 239	\$ 0	\$ 0	\$ 0	\$ 0	\$ 5,669	\$ 1,991	\$ 0	24
25	Power Operated Equipment	396	\$ 1,528,351	\$ 1,224	\$ 25,569	\$ 0	\$ 1,504,005	5.67%	\$ 793,886	\$ 86,276	\$ 25,569	\$ 0	\$ 5,350	\$ (4,600)	\$ 855,343	\$ 0	\$ 855,343	25
26	Communication Equipment	397	\$ 1,290,037	\$ 2,194	\$ 0	\$ 0	\$ 1,292,231	6.67%	\$ 268,557	\$ 86,125	\$ 0	\$ 0	\$ 0	\$ 39,884	\$ 394,566	\$ 0	\$ 394,566	26
27	Communication Equipment - Telemetry	397.2	\$ -	\$ 0	\$ 0	\$ 0	\$ -	n/a	\$ (0)	\$ 0	\$ 0	\$ 0	\$ 0	\$ 0	\$ (0)	\$ 0	\$ (0)	27
28	Miscellaneous Equipment	398	\$ 544,246	\$ 156,374	\$ 84,617	\$ 0	\$ 616,002	10.00%	\$ 196,070	\$ 58,625	\$ 84,617	\$ 0	\$ 0	\$ 40,530	\$ 210,608	\$ 0	\$ 210,608	28
29	Total General Plant		\$ 43,695,438	\$ 10,015,517	\$ 3,061,779	\$ (21,789)	\$ 50,627,387		\$ 11,900,461	\$ 2,041,150	\$ 3,061,779	\$ -	\$ -	\$ 212,300	\$ (7,634)	\$ 11,094,499	\$ 0	29
30	Total Gas Plant in Service		\$ 543,871,435	\$ 59,754,881	\$ 6,124,286	\$ (21,789)	\$ 597,480,241		\$ 232,631,804	\$ 15,246,894	\$ 6,124,286	\$ 1,322,539	\$ 0	\$ 212,300	\$ (7,634)	\$ 240,636,539	\$ 0	30
31	Annual Average Total Balance						\$ 570,675,838										\$ 236,634,171	31

**SOUTHWEST GAS CORPORATION  
SOUTHERN CALIFORNIA  
GAS PLANT AND ACCUMULATED PROVISION FOR DEPRECIATION PER BOOKS  
2022**

Line No.	Description (a)	Account Number (b)	Gas Plant in Service 12/31/2021 (c)	Net Additions (d)	Retirements (e)	Transfers & Adjustments (f)	Gas Plant in Service 12/31/2022 (g)	Annual Depr. Rate (h)	Accumulated Depreciation 12/31/2021 (i)	Provision (j)	Retirements (k)	Removal Cost (l)	Salvage (m)	Transfers & Adjustments (n)	Accumulated Depreciation 12/31/2022 (o)	Line No.
			Co. Records	Co. Records	Co. Records	Co. Records	(g)-(d)-(f)+(h)	D.21-03-052	Co. Records	Co. Records	Co. Records	Co. Records	Co. Records	Co. Records	(i)-(k)-(l)-(m)+(n)	
1	Intangible Plant															
2	Franchise and Consents	302	\$ -	\$ -	\$ -	\$ -	\$ -	n/a	\$ -	\$ -	\$ -	\$ -	\$ -	\$ -	\$ -	1
3	Miscellaneous Intangible Plant	303	\$ 33,542	\$ 0	\$ 0	\$ 0	\$ 33,542	n/a	\$ 33,542	\$ 0	\$ 0	\$ 0	\$ 0	\$ 0	\$ 33,542	2
3	Total Intangible Plant		\$ 33,542	\$ 0	\$ 0	\$ 0	\$ 33,542		\$ 33,542	\$ 0	\$ 0	\$ 0	\$ 0	\$ 0	\$ 33,542	3
4	Distribution Plant															
5	Land and Land Rights	374.1	\$ 17,149	\$ 0	\$ 0	\$ 0	\$ 17,149	n/a	\$ -	\$ 0	\$ 0	\$ 0	\$ 0	\$ 0	\$ -	4
6	Rights of Way	374.2	\$ 68,734	\$ 0	\$ 0	\$ 0	\$ 68,734	1.21%	\$ 46,474	\$ 832	\$ 0	\$ 0	\$ 0	\$ 0	\$ 47,306	5
7	Structures & Improvements	375	\$ -	\$ 21,400,732	\$ 330,928	\$ 0	\$ 353,964,880	2.68%	\$ 136,336,827	\$ 8,674,221	\$ 330,928	\$ 215,240	\$ 0	\$ 0	\$ 144,464,881	6
8	Mains	376	\$ 332,895,076	\$ 127,010	\$ 296	\$ 0	\$ 11,826,286	2.83%	\$ 3,842,960	\$ 340,560	\$ 296	\$ 0	\$ 0	\$ 0	\$ 4,183,224	7
9	Measuring & Reg Station-General	378	\$ 11,699,583	\$ 0	\$ 0	\$ 0	\$ 4,869	n/a	\$ 4,869	\$ 0	\$ 0	\$ 0	\$ 0	\$ 0	\$ 4,869	8
10	Measuring & Reg Station-City Gate	379	\$ 4,869	\$ 0	\$ 0	\$ 0	\$ 0	n/a	\$ 0	\$ 0	\$ 0	\$ 0	\$ 0	\$ 0	\$ 0	9
11	Meters	380	\$ 152,714,308	\$ 15,287,561	\$ 679,021	\$ 0	\$ 167,302,848	2.51%	\$ 72,437,955	\$ 3,952,288	\$ 679,021	\$ 874,618	\$ 0	\$ 0	\$ 74,836,603	10
12	Industrial Measuring & Reg Station	381	\$ 47,709,963	\$ 3,114,779	\$ 605,563	\$ 0	\$ 50,219,179	2.74%	\$ 16,252,571	\$ 1,343,843	\$ 605,563	\$ 2,307	\$ 0	\$ 0	\$ 16,988,544	11
13	Miscellaneous Equipment	385	\$ 1,709,630	\$ 30,975	\$ 0	\$ 0	\$ 1,740,605	2.70%	\$ 596,841	\$ 47,061	\$ 0	\$ 0	\$ 0	\$ 0	\$ 643,903	12
14	Total Distribution Plant	387	\$ 548,819,312	\$ 39,941,057	\$ 1,615,808	\$ 0	\$ 585,144,561	0.00%	\$ 229,518,498	\$ 14,358,808	\$ 1,615,808	\$ 1,092,166	\$ 0	\$ 0	\$ 241,169,330	13
15	General Plant															
16	Land and Land Rights	389	\$ 1,449,014	\$ 0	\$ 0	\$ 0	\$ 1,449,014	n/a	\$ 4,691,964	\$ 641,447	\$ 0	\$ 0	\$ 0	\$ 0	\$ -	15
17	Structures & Improvements - Owned	390.1	\$ 31,673,722	\$ 920,994	\$ 2,581,337	\$ 0	\$ 30,013,380	2.07%	\$ -	\$ 0	\$ 2,581,337	\$ 366,345	\$ 0	\$ 0	\$ 2,385,729	16
18	Structures & Improvements - Leasehold	390.2	\$ -	\$ 0	\$ 0	\$ 0	\$ 0	n/a	\$ -	\$ 0	\$ 0	\$ 0	\$ 0	\$ 0	\$ -	17
19	Office Furniture & Fixtures	391	\$ 2,072,445	\$ 127,286	\$ 128,857	\$ 0	\$ 2,070,874	6.67%	\$ 623,238	\$ 133,626	\$ 128,857	\$ 0	\$ 0	\$ 0	\$ 628,007	18
20	Computer Software & Hardware	391.1	\$ 887,630	\$ 124,886	\$ 52,745	\$ 0	\$ 959,771	20.00%	\$ 373,108	\$ 184,092	\$ 52,745	\$ 0	\$ 0	\$ 0	\$ 504,455	19
21	Transportation Equip. - Vehicles Light	392.1	\$ 4,104,392	\$ 330,972	\$ 464,174	\$ 0	\$ 3,971,191	10.63%	\$ 1,984,363	\$ 430,668	\$ 464,174	\$ 0	\$ 27,450	\$ 0	\$ 1,978,307	20
22	Transportation Equip. - Vehicles Heavy	392.1	\$ 2,423,035	\$ 550,262	\$ 154,817	\$ 0	\$ 2,818,479	8.50%	\$ 783,723	\$ 230,222	\$ 154,817	\$ 0	\$ 96,050	\$ 0	\$ 955,178	21
23	Stores Equipment	393	\$ 655,527	\$ 83,428	\$ 36,126	\$ 0	\$ 702,852	10.00%	\$ 140,552	\$ 71,023	\$ 36,126	\$ 0	\$ 0	\$ 0	\$ 175,449	22
24	Tool, Shop & Garage Equipment	394	\$ 3,935,976	\$ 1,030,941	\$ 126,064	\$ 0	\$ 4,840,852	6.67%	\$ 1,025,042	\$ 296,781	\$ 126,064	\$ 0	\$ 8,525	\$ 0	\$ 1,204,284	23
25	Laboratory Equipment	395	\$ 13,406	\$ 0	\$ 0	\$ 0	\$ 13,406	6.67%	\$ 1,991	\$ 239	\$ 0	\$ 0	\$ 0	\$ 0	\$ 2,229	24
26	Power Operated Equipment	396	\$ 1,504,005	\$ 0	\$ 42,130	\$ 0	\$ 1,461,874	5.67%	\$ 855,343	\$ 85,008	\$ 42,130	\$ 0	\$ 6,600	\$ 0	\$ 904,818	25
27	Communication Equipment	397	\$ 1,292,231	\$ 19,133	\$ 160,877	\$ 0	\$ 1,150,487	6.67%	\$ 394,566	\$ 78,823	\$ 160,877	\$ 0	\$ 0	\$ 0	\$ 312,512	26
28	Miscellaneous Equipment - Telemetry	397.2	\$ 616,002	\$ 83,338	\$ 34,707	\$ 0	\$ 664,634	n/a	\$ 210,608	\$ 62,889	\$ 34,707	\$ 0	\$ 0	\$ 0	\$ 238,789	27
29	Total General Plant	398	\$ 50,627,387	\$ 3,271,240	\$ 3,781,835	\$ -	\$ 50,116,792	10.00%	\$ 11,094,499	\$ 2,214,814	\$ 3,781,835	\$ 366,345	\$ 138,625	\$ -	\$ 9,289,758	28
30	Total Gas Plant in Service		\$ 597,480,241	\$ 43,212,297	\$ 5,397,643	\$ -	\$ 635,294,895		\$ 240,636,639	\$ 16,573,620	\$ 5,397,643	\$ 1,458,510	\$ 138,625	\$ -	\$ 250,492,631	30
31	Annual Average Total Balance						\$ 616,387,568								\$ 245,564,565	31

**SOUTHWEST GAS CORPORATION  
SOUTHERN CALIFORNIA  
GAS PLANT AND ACCUMULATED PROVISION FOR DEPRECIATION PER BOOKS  
2023**

Line No.	Description (a)	Account Number (b)	Gas Plant in Service 12/31/2022 (c)	Net Additions (d)	Retirements (e)	Transfers & Adjustments (f)	Gas Plant in Service 12/31/2023 (g)	Annual Depr. Rate (h)	Accumulated Depreciation 12/31/2022 (i)	Provision (j)	Retirements (k)	Removal Cost (l)	Salvage (m)	Transfers & Adjustments (n)	Accumulated Depreciation 12/31/2023 (o)	Line No.
			Co. Records	Co. Records	Co. Records	Co. Records	(g)-(d)-(e)-(f)	D.21-03-052	Co. Records	Co. Records	Co. Records	Co. Records	Co. Records	Co. Records	(i)-(h)-(k)-(l)-(m)-(n)	
1	Intangible Plant															
2	Franchise and Consents	302	\$ -	\$ -	\$ -	\$ -	\$ -	n/a	\$ -	\$ -	\$ -	\$ -	\$ -	\$ -	\$ -	1
3	Miscellaneous Intangible Plant	303	\$ 33,542	\$ 0	\$ 0	\$ 0	\$ 33,542	n/a	\$ 33,542	\$ 0	\$ 0	\$ 0	\$ 0	\$ 0	\$ 33,542	2
3	Total Intangible Plant		\$ 33,542	\$ 0	\$ 0	\$ 0	\$ 33,542		\$ 33,542	\$ 0	\$ 0	\$ 0	\$ 0	\$ 0	\$ 33,542	3
4	Distribution Plant															
5	Land and Land Rights	374.1	\$ 17,149	\$ 0	\$ 0	\$ 0	\$ 17,149	n/a	\$ -	\$ 0	\$ 0	\$ 0	\$ 0	\$ 0	\$ -	4
6	Rights of Way	374.2	\$ 68,734	\$ 0	\$ 0	\$ 0	\$ 68,734	1.21%	\$ 47,306	\$ 832	\$ 0	\$ 0	\$ 0	\$ 0	\$ 48,138	5
7	Structures & Improvements	375	\$ -	\$ 0	\$ 0	\$ 0	\$ -	0.00%	\$ (0)	\$ 0	\$ 0	\$ 0	\$ 0	\$ 0	\$ (0)	6
8	Mains	376	\$ 353,964,880	\$ 32,523,687	\$ 706,765	\$ 0	\$ 385,781,702	2.68%	\$ 144,464,881	\$ 9,445,831	\$ 706,765	\$ 419,530	\$ 0	\$ 0	\$ 152,784,416	7
9	Measuring & Reg Station-General	378	\$ 11,826,286	\$ (110,889)	\$ 32,661	\$ 0	\$ 11,682,746	2.83%	\$ 4,183,224	\$ 332,542	\$ 32,661	\$ 469	\$ 0	\$ 0	\$ 4,482,635	8
10	Measuring & Reg Station-City Gate	379	\$ 4,869	\$ 0	\$ 0	\$ 0	\$ 4,869	n/a	\$ 4,869	\$ 0	\$ 0	\$ 0	\$ 0	\$ 0	\$ 4,869	9
11	Meters	380	\$ 167,302,848	\$ 16,854,696	\$ 1,103,026	\$ 0	\$ 183,054,518	2.51%	\$ 74,836,603	\$ 4,375,358	\$ 1,103,026	\$ 494,530	\$ 0	\$ 0	\$ 77,614,406	10
12	Industrial Measuring & Reg Station	381	\$ 50,219,179	\$ 5,994,937	\$ 946,983	\$ 0	\$ 55,267,233	2.74%	\$ 16,988,544	\$ 1,453,173	\$ 946,983	\$ 534	\$ 0	\$ 0	\$ 17,494,300	11
13	Miscellaneous Equipment	385	\$ 1,740,605	\$ 192,704	\$ 8,000	\$ 0	\$ 1,925,309	2.70%	\$ 643,903	\$ 48,452	\$ 8,000	\$ 0	\$ 0	\$ 0	\$ 684,355	12
14	Total Distribution Plant	387	\$ 585,144,561	\$ 55,455,035	\$ 2,797,335	\$ 0	\$ 637,802,261	0.00%	\$ 241,169,330	\$ 15,656,187	\$ 2,797,335	\$ 915,063	\$ 0	\$ 0	\$ 253,113,118	13
15	General Plant															
16	Land and Land Rights	389	\$ 1,449,014	\$ 0	\$ 0	\$ 0	\$ 1,449,014	n/a	\$ -	\$ 0	\$ 0	\$ 0	\$ 0	\$ 0	\$ -	15
17	Structures & Improvements - Owned	390.1	\$ 30,013,380	\$ 679,797	\$ 6,632	\$ 0	\$ 30,684,545	2.07%	\$ 2,385,729	\$ 628,813	\$ 6,632	\$ 0	\$ 0	\$ 0	\$ 3,005,911	16
18	Structures & Improvements - Leasehold	390.2	\$ -	\$ 0	\$ 0	\$ 0	\$ -	n/a	\$ -	\$ 0	\$ 0	\$ 0	\$ 0	\$ 0	\$ -	17
19	Office Furniture & Fixtures	391	\$ 2,070,874	\$ 7,734	\$ 0	\$ 0	\$ 2,078,608	6.67%	\$ 628,007	\$ 138,385	\$ 0	\$ 0	\$ 0	\$ 0	\$ 766,392	18
20	Computer Software & Hardware	391.1	\$ 959,771	\$ 743,107	\$ 0	\$ 0	\$ 1,702,878	20.00%	\$ 504,455	\$ 241,281	\$ 0	\$ 0	\$ 0	\$ 0	\$ 745,736	19
21	Transportation Equip. - Vehicles Light	392.1	\$ 3,971,191	\$ 286,786	\$ 387,946	\$ 0	\$ 3,870,031	10.63%	\$ 1,978,307	\$ 409,532	\$ 387,946	\$ 0	\$ 84,950	\$ 0	\$ 2,084,843	20
22	Transportation Equip. - Vehicles Heavy	392.1	\$ 2,818,479	\$ 380,571	\$ 412,949	\$ (162,222)	\$ 2,623,879	8.50%	\$ 955,178	\$ 228,283	\$ 412,949	\$ 0	\$ 41,200	\$ (1,997)	\$ 809,716	21
23	Stores Equipment	393	\$ 702,829	\$ 39,457	\$ 0	\$ 0	\$ 742,286	10.00%	\$ 175,449	\$ 71,670	\$ 0	\$ 0	\$ 0	\$ 0	\$ 247,119	22
24	Tool, Shop & Garage Equipment	394	\$ 4,840,852	\$ 182,534	\$ 17,485	\$ 0	\$ 5,005,902	6.67%	\$ 1,204,284	\$ 327,065	\$ 17,485	\$ 0	\$ 0	\$ 0	\$ 1,513,863	23
25	Laboratory Equipment	395	\$ 13,406	\$ 0	\$ 0	\$ 0	\$ 13,406	6.67%	\$ 2,229	\$ 239	\$ 0	\$ 0	\$ 0	\$ 0	\$ 2,468	24
26	Power Operated Equipment	396	\$ 1,461,874	\$ 14,919	\$ 258,158	\$ 0	\$ 1,218,636	5.67%	\$ 904,818	\$ 76,522	\$ 258,158	\$ 0	\$ 0	\$ 0	\$ 723,182	25
27	Communication Equipment	397	\$ 1,150,487	\$ 63,571	\$ 25,145	\$ 0	\$ 1,188,913	6.67%	\$ 312,512	\$ 76,705	\$ 25,145	\$ 0	\$ 0	\$ 0	\$ 364,072	26
28	Miscellaneous Equipment - Telemetry	397.2	\$ 664,634	\$ 61,298	\$ 10,034	\$ 0	\$ 715,898	n/a	\$ (0)	\$ 0	\$ 10,034	\$ 0	\$ 0	\$ 0	\$ (0)	27
29	Total General Plant	398	\$ 50,116,792	\$ 2,459,775	\$ 1,120,348	\$ (162,222)	\$ 51,293,997	10.00%	\$ 9,289,758	\$ 2,266,724	\$ 1,120,348	\$ -	\$ 126,150	\$ (1,997)	\$ 10,560,288	28
30	Total Gas Plant in Service		\$ 635,294,895	\$ 57,914,810	\$ 3,917,683	\$ (162,222)	\$ 689,129,799		\$ 250,492,631	\$ 17,922,910	\$ 3,917,683	\$ 915,063	\$ 126,150	\$ (1,997)	\$ 263,706,948	30
31	Annual Average Total Balance						\$ 662,212,347								\$ 257,099,790	31

**SOUTHWEST GAS CORPORATION  
SOUTHERN CALIFORNIA  
GAS PLANT AND ACCUMULATED PROVISION FOR DEPRECIATION PER BOOKS  
2024**

Line No.	Description (a)	Account Number (b)	Gas Plant in Service 12/31/2023 (c) Ch 17, Sh 9(c)	Net Additions (d) WP Ch 17, Sh 10(c)	Retirements (e) WP Ch 17, Sh 11(g)	Transfers & Adjustments (f) Projected	Gas Plant in Service 12/31/2024 (g) (e)+(f)-(e)+(f)	Annual Depr. Rate (h) D 21-03-032	Accumulated Provision for Depreciation 12/31/2023 (i) Ch 17, Sh 9(i)	Provision (j) [(c)+(g)]/2+(h)	Retirements (k) Col(e)	Removal Cost (l) WP Ch 17, Sh 14(g)	Salvage (m) WP Ch 17, Sh 17(g)	Transfers & Adjustments (n) Projected	Accumulated Provision for Depreciation 12/31/2024 (o) (i)+(j)-(k)-(l)-(m)+(n)	Line No.
1	Intangible Plant															
2	Franchise and Consents	302	\$ 0	\$ 0	\$ 0	\$ 0	\$ 0	n/a	\$ 0	\$ 0	\$ 0	\$ 0	\$ 0	\$ 0	\$ 0	1
3	Miscellaneous Intangible Plant	303	33,542	0	0	0	33,542	n/a	33,542	0	0	0	0	0	33,542	2
	Total Intangible Plant		33,542	0	0	0	33,542		33,542	0	0	0	0	0	33,542	3
4	Distribution Plant															
5	Land and Land Rights	374.1	\$ 17,149	\$ 0	\$ 0	\$ 0	\$ 17,149	n/a	\$ 0	\$ 0	\$ 0	\$ 0	\$ 0	\$ 0	\$ 0	4
6	Rights of Way	374.2	68,734	0	0	0	68,734	1.21%	48,138	832	0	0	0	0	48,969	5
7	Structures & Improvements	375	0	0	0	0	0	0.00%	0	0	0	0	0	0	0	6
8	Mains	376	385,781,702	14,667,102	563,407	0	399,885,397	2.56%	152,784,416	10,056,539	563,407	459,285	0	0	161,818,262	7
9	Measuring & Reg Station-General	378	11,682,746	1,597,385	46,943	0	13,233,189	2.83%	4,482,635	352,560	46,943	17,570	0	0	4,770,882	8
10	Measuring & Reg Station-City Gate	379	4,869	0	0	0	4,869	n/a	4,869	0	0	0	0	0	4,869	9
11	Services	380	183,054,518	10,413,170	1,380,737	0	192,076,950	2.51%	77,614,406	4,707,900	1,380,737	1,244,659	0	0	79,686,909	10
12	Meters	381	55,267,333	3,348,737	1,864,638	0	56,751,331	2.74%	17,494,300	1,534,654	1,864,638	1,988	0	0	17,162,319	11
13	Industrial Measuring & Reg Station	385	1,925,309	63,606	6,005	0	2,002,911	2.70%	684,365	53,031	6,005	13	0	0	731,368	12
14	Miscellaneous Equipment	387	0	0	0	0	0	0.00%	0	0	0	0	0	0	0	13
	Total Distribution Plant		637,802,261	30,110,000	3,871,730	0	666,040,530		253,113,118	16,705,516	3,871,730	1,723,925	0	0	284,223,379	14
15	General Plant															
16	Land and Land Rights	389	\$ 1,449,014	\$ 0	\$ 0	\$ 0	\$ 1,449,014	n/a	\$ 0	\$ 0	\$ 0	\$ 0	\$ 0	\$ 0	\$ 0	15
17	Structures & Improvements - Owned	390.1	30,684,545	200,000	561,337	0	30,323,208	2.07%	3,005,911	631,430	561,337	78,345	0	0	2,987,659	16
18	Structures & Improvements - Leasehold	390.2	0	0	0	0	0	n/a	0	0	0	0	0	0	0	17
19	Office Furniture & Fixtures [1]	391	2,078,608	0	31,625	0	2,046,983	6.67%	766,392	1,312,216	31,625	0	0	0	2,046,983	18
20	Computer Software & Hardware	391.1	1,702,878	0	214,670	0	1,488,208	20.00%	745,736	319,109	214,670	0	0	0	850,174	19
21	Transportation Equip. - Vehicles Light	392.1	3,870,031	1,755,981	589,125	0	5,066,888	10.63%	2,084,843	473,403	589,125	0	95,540	0	2,064,862	20
22	Transportation Equip. - Vehicles Heavy	392.1	2,623,879	0	424,099	0	2,199,781	8.50%	809,716	205,006	424,099	0	36,937	0	627,560	21
23	Stores Equipment [1]	393	742,286	0	10,631	0	731,654	10.00%	247,119	495,167	10,631	0	0	0	731,654	22
24	Tool, Shop & Garage Equipment	394	5,005,902	600,000	44,380	0	5,561,522	6.67%	1,513,863	352,424	44,380	0	2,216	0	1,824,123	23
25	Laboratory Equipment	395	13,406	0	0	0	13,406	6.67%	2,468	894	0	0	0	0	3,362	24
26	Power Operated Equipment	396	1,218,636	452,633	75,913	0	1,595,356	6.67%	723,182	79,777	75,913	0	6,246	0	733,292	25
27	Communication Equipment [1]	397	1,188,913	0	39,569	0	1,149,344	6.67%	364,072	77,981	39,569	0	0	0	402,483	26
28	Miscellaneous Equipment - Telemetry	397.2	0	0	0	0	0	n/a	0	0	0	0	0	0	n/a	27
29	Miscellaneous Equipment	398	715,898	0	29,027	0	686,871	10.00%	296,986	70,138	29,027	0	0	0	338,097	28
	Total General Plant		51,293,997	3,008,614	2,020,376	0	52,282,234		10,560,288	4,017,543	2,020,376	78,345	140,939	0	12,620,049	29
30	Total Gas Plant in Service		689,129,799	33,118,614	5,892,107	0	716,356,307		263,706,948	20,723,059	5,892,107	1,801,870	140,939	0	276,876,970	30
31	Annual Average Total Balance															31

[1] Over accrual of depreciation reversed in column (j)

**SOUTHWEST GAS CORPORATION  
SOUTHERN CALIFORNIA  
GAS PLANT AND ACCUMULATED PROVISION FOR DEPRECIATION PER BOOKS  
2025**

Line No.	Description (a)	Account Number (b)	Gas Plant in Service 12/31/2024 (c)	Net Additions (d)	Retirements (e)	Transfers & Adjustments (f)	Gas Plant in Service 12/31/2025 (g)	Annual Depr. Rate (h)	Accumulated Provision for Depreciation 12/31/2024 (i)	Provision (j)	Retirements (k)	Removal Cost (l)	Salvage (m)	Transfers & Adjustments (n)	Accumulated Provision for Depreciation 12/31/2025 (o)	Line No.
			Ch 17, Sh 10(g)	WP Ch 17, Sh 10(f)	WP Ch 17, Sh 12(g)	Projected	(g)+(h)+(i)+(f)	D:21-03-032	Ch 17, Sh 10(e)	(j)+(k)/2.4 (n)	Col(e)	WP Ch 17, Sh 15(g)	WP Ch 17, Sh 18(g)	Projected	(i)+(j)+(k)-(l)-(m)+(n)	
1	Intangible Plant															
2	Franchise and Consents	302	\$ 33,542	\$ 0	\$ 0	\$ 0	\$ 33,542	n/a	\$ 33,542	\$ 0	\$ 0	\$ 0	\$ 0	\$ 0	\$ 0	n/a
3	Miscellaneous Intangible Plant	303	\$ 33,542	\$ 0	\$ 0	\$ 0	\$ 33,542	n/a	\$ 33,542	\$ 0	\$ 0	\$ 0	\$ 0	\$ 0	\$ 0	33,542
	Total Intangible Plant		\$ 66,084	\$ 0	\$ 0	\$ 0	\$ 66,084		\$ 66,084	\$ 0	\$ 0	\$ 0	\$ 0	\$ 0	\$ 0	33,542
4	Distribution Plant															
5	Land and Land Rights	374.1	\$ 17,149	\$ 0	\$ 0	\$ 0	\$ 17,149	n/a	\$ 0	n/a	\$ 0	\$ 0	\$ 0	\$ 0	\$ 0	n/a
6	Rights of Way	374.2	\$ 68,734	\$ 0	\$ 0	\$ 0	\$ 68,734	1.21%	\$ 48,969	\$ 832	\$ 0	\$ 0	\$ 0	\$ 0	\$ 0	49,801
7	Structures & Improvements	375	\$ 0	\$ 0	\$ 0	\$ 0	\$ 0	0.00%	\$ (0)	\$ 0	\$ 0	\$ 0	\$ 0	\$ 0	\$ 0	(0)
8	Mains	376	\$ 399,886	\$ 14,225	\$ 576,366	\$ 0	\$ 413,534	2.56%	\$ 161,818	\$ 10,411	\$ 576,366	\$ 469,849	\$ 0	\$ 0	\$ 0	\$ 171,183
9	Measuring & Reg Station-General	377	\$ 13,233	\$ 1,582	\$ 48,022	\$ 0	\$ 14,767	2.83%	\$ 4,770	\$ 396	\$ 48,022	\$ 17,975	\$ 0	\$ 0	\$ 0	\$ 5,100
10	Measuring & Reg Station-City Gate	379	\$ 4,869	\$ 0	\$ 0	\$ 0	\$ 4,869	n/a	\$ 4,869	\$ 0	\$ 0	\$ 0	\$ 0	\$ 0	\$ 0	4,869
11	Services	380	\$ 192,076	\$ 11,456	\$ 1,422	\$ 0	\$ 202,110	2.51%	\$ 79,686	\$ 4,947	\$ 1,422	\$ 2,724	\$ 0	\$ 0	\$ 0	\$ 81,937
12	Meters	381	\$ 56,751	\$ 4,079	\$ 1,907	\$ 0	\$ 58,923	2.74%	\$ 17,162	\$ 1,584	\$ 1,907	\$ 2,044	\$ 0	\$ 0	\$ 0	\$ 16,837
13	Industrial Measuring & Reg Station	385	\$ 2,002	\$ 612	\$ 6,143	\$ 0	\$ 2,699	2.70%	\$ 731	\$ 62	\$ 6,143	\$ 13	\$ 0	\$ 0	\$ 0	\$ 787
14	Miscellaneous Equipment	387	\$ 0	\$ 0	\$ 0	\$ 0	\$ 0	0.00%	\$ 0	\$ 0	\$ 0	\$ 0	\$ 0	\$ 0	\$ 0	0
	Total Distribution Plant		\$ 664,040	\$ 31,956	\$ 3,960	\$ 0	\$ 692,036		\$ 284,223	\$ 17,402	\$ 3,960	\$ 1,763	\$ 0	\$ 0	\$ 0	\$ 275,902
15	General Plant															
16	Land and Land Rights	389	\$ 1,449,014	\$ 0	\$ 0	\$ 0	\$ 1,449,014	n/a	\$ 0	n/a	\$ 0	\$ 0	\$ 0	\$ 0	\$ 0	n/a
17	Structures & Improvements - Owned	390.1	\$ 30,323	\$ 0	\$ 574	\$ 0	\$ 29,748	2.07%	\$ 2,997	\$ 621	\$ 574	\$ 80	\$ 0	\$ 0	\$ 0	\$ 2,965
18	Structures & Improvements - Leasehold	390.2	\$ 0	\$ 0	\$ 0	\$ 0	\$ 0	n/a	\$ 0	\$ 0	\$ 0	\$ 0	\$ 0	\$ 0	\$ 0	n/a
19	Office Furniture & Fixtures [1]	391	\$ 2,046	\$ 0	\$ 32	\$ 0	\$ 2,014	6.67%	\$ 2,046	\$ 135	\$ 32	\$ 0	\$ 0	\$ 0	\$ 0	\$ 2,150
20	Computer Software & Hardware	391.1	\$ 1,488	\$ 0	\$ 219	\$ 0	\$ 1,269	20.00%	\$ 850	\$ 275	\$ 219	\$ 0	\$ 0	\$ 0	\$ 0	\$ 906
21	Transportation Equip. - Vehicles Light	392.1	\$ 5,038	\$ 1,817	\$ 602	\$ 0	\$ 6,257	10.63%	\$ 2,064	\$ 599	\$ 602	\$ 0	\$ 97	\$ 0	\$ 0	\$ 2,159
22	Transportation Equip. - Vehicles Heavy	392.1	\$ 2,199	\$ 0	\$ 433	\$ 0	\$ 1,765	8.50%	\$ 627	\$ 168	\$ 433	\$ 0	\$ 37	\$ 0	\$ 0	\$ 400
23	Stores Equipment [1]	393	\$ 731	\$ 0	\$ 10,876	\$ 0	\$ 731	10.00%	\$ 731	\$ 72	\$ 10,876	\$ 0	\$ 0	\$ 0	\$ 793	
24	Tool, Shop & Garage Equipment	394	\$ 5,561	\$ 210	\$ 45,401	\$ 0	\$ 5,726	6.67%	\$ 1,824	\$ 376	\$ 45,401	\$ 2,267	\$ 0	\$ 0	\$ 0	\$ 4,256
25	Laboratory Equipment	395	\$ 13,406	\$ 0	\$ 0	\$ 0	\$ 13,406	6.67%	\$ 3,362	\$ 894	\$ 0	\$ 0	\$ 0	\$ 0	\$ 0	\$ 6,389
26	Power Operated Equipment	396	\$ 1,596	\$ 469	\$ 77	\$ 0	\$ 1,987	5.67%	\$ 733	\$ 101	\$ 77	\$ 0	\$ 0	\$ 0	\$ 0	\$ 437
27	Communication Equipment [1]	397	\$ 1,148	\$ 0	\$ 40	\$ 0	\$ 1,108	6.67%	\$ 402	\$ 75	\$ 40	\$ 0	\$ 0	\$ 0	\$ 0	\$ 375
28	Miscellaneous Equipment - Telemetry	397.2	\$ 0	\$ 0	\$ 0	\$ 0	\$ 0	n/a	\$ 0	\$ 0	\$ 0	\$ 0	\$ 0	\$ 0	\$ 0	n/a
29	Miscellaneous Equipment	398	\$ 686	\$ 0	\$ 29	\$ 0	\$ 657	10.00%	\$ 338	\$ 67	\$ 29	\$ 0	\$ 0	\$ 0	\$ 0	\$ 375
	Total General Plant		\$ 52,282	\$ 2,496	\$ 2,066	\$ 0	\$ 52,712		\$ 12,620	\$ 2,495	\$ 2,066	\$ 80	\$ 144	\$ 0	\$ 0	\$ 13,112
30	Total Gas Plant in Service		\$ 716,356	\$ 34,453	\$ 6,027	\$ 0	\$ 744,782		\$ 276,876	\$ 19,898	\$ 6,027	\$ 1,843	\$ 144	\$ 0	\$ 0	\$ 289,048
31	Annual Average Total Balance															\$ 282,962

[1] Over accrual of depreciation reversed in column (j)



**SOUTHWEST GAS CORPORATION  
SOUTHERN CALIFORNIA  
GAS PLANT AND ACCUMULATED PROVISION FOR DEPRECIATION PER BOOKS  
2026**

Line No.	Description (a)	Account Number (b)	Gas Plant in Service 12/31/2025 (c) Ch 17, Sh 11(g)	Net Additions (d) WP Ch 17, Sh 10(f), WP Ch 17, Sh 13(g)	Retirements (e) WP Ch 17, Sh 13(g)	Transfers & Adjustments (f) Projected	Gas Plant in Service 12/31/2026 (g) (e)+(d)-(e)+(f)	Annual Depr. Rate (h) Proposed	Accumulated Depreciation 12/31/2025 (i) Ch 17, Sh 11(e)	Provision (j) [(c)+(g)]/2 x (h)	Retirements (k) Col (e)	Removal Cost (l) WP Ch 17, Sh 16(g), WP Ch 17, Sh 19(g)	Salvage (m) Projected	Transfers & Adjustments (n) Projected	Accumulated Provision for Depreciation 12/31/2026 (o) (i)+(j)-(k)-(l)-(m)+(n)	Line No.
1	Intangible Plant															
2	Franchise and Consents	302	\$ 0	\$ 0	\$ 0	\$ 0	\$ 0	0.00%	n/a	\$ 0	\$ 0	\$ 0	\$ 0	\$ 0	\$ 0	n/a
3	Miscellaneous Intangible Plant	303	\$ 33,542	\$ 0	\$ 0	\$ 0	\$ 33,542	0.00%	\$ 33,542	\$ 0	\$ 0	\$ 0	\$ 0	\$ 0	\$ 0	\$ 33,542
	Total Intangible Plant		\$ 33,542	\$ 0	\$ 0	\$ 0	\$ 33,542		\$ 33,542	\$ 0	\$ 0	\$ 0	\$ 0	\$ 0	\$ 0	\$ 33,542
4	Distribution Plant															
5	Land and Land Rights	374.1	\$ 17,149	\$ 0	\$ 0	\$ 0	\$ 17,149	0.00%	\$ 0	\$ 0	\$ 0	\$ 0	\$ 0	\$ 0	\$ 0	\$ 0
6	Rights of Way	374.2	\$ 68,734	\$ 0	\$ 0	\$ 0	\$ 68,734	0.96%	\$ 49,801	\$ 660	\$ 0	\$ 0	\$ 0	\$ 0	\$ 0	\$ 50,461
7	Structures & Improvements	375	\$ 0	\$ 0	\$ 0	\$ 0	\$ 0	0.00%	\$ (0)	\$ 0	\$ 0	\$ 0	\$ 0	\$ 0	\$ 0	\$ (0)
8	Mains	376	\$ 413,534,522	\$ 38,035,310	\$ 589,046	\$ 0	\$ 450,980,796	2.43%	\$ 171,183,822	\$ 10,503,861	\$ 589,046	\$ 480,186	\$ 0	\$ 0	\$ 0	\$ 180,618,452
9	Measuring & Reg Station-General	378	\$ 14,767,967	\$ 770,110	\$ 49,079	\$ 0	\$ 15,488,988	2.45%	\$ 5,100,902	\$ 370,648	\$ 49,079	\$ 18,370	\$ 0	\$ 0	\$ 0	\$ 5,404,101
10	Measuring & Reg Station-City Gate	379	\$ 0	\$ 0	\$ 0	\$ 0	\$ 0	0.00%	\$ 4,869	\$ 0	\$ 0	\$ 0	\$ 0	\$ 0	\$ 0	\$ 4,869
11	Meters	380	\$ 202,110,875	\$ 11,162,514	\$ 1,454,024	\$ 0	\$ 211,819,365	2.71%	\$ 81,937,956	\$ 5,608,755	\$ 1,454,024	\$ 1,301,298	\$ 0	\$ 0	\$ 0	\$ 84,791,388
12	Industrial Measuring & Reg Station	381	\$ 56,923,227	\$ 4,142,632	\$ 1,949,491	\$ 0	\$ 61,116,368	3.24%	\$ 16,837,491	\$ 1,944,641	\$ 1,949,491	\$ 2,089	\$ 0	\$ 0	\$ 0	\$ 16,830,554
13	Miscellaneous Equipment	385	\$ 2,609,297	\$ 321,415	\$ 6,278	\$ 0	\$ 2,924,435	2.62%	\$ 787,477	\$ 72,492	\$ 6,278	\$ 13	\$ 0	\$ 0	\$ 0	\$ 853,678
14	Total Distribution Plant		\$ 692,036,640	\$ 54,431,981	\$ 4,047,917	\$ 0	\$ 742,420,704	0.00%	\$ 275,902,319	\$ 18,501,057	\$ 4,047,917	\$ 1,801,956	\$ 0	\$ 0	\$ 0	\$ 288,563,503
15	General Plant															
16	Land and Land Rights	389	\$ 1,449,014	\$ 2,500,000	\$ 0	\$ 0	\$ 1,449,014	0.00%	\$ 0	\$ 743,074	\$ 0	\$ 0	\$ 0	\$ 0	\$ 0	\$ 0
17	Structures & Improvements - Owned	390.1	\$ 29,748,960	\$ 0	\$ 566,882	\$ 0	\$ 31,162,078	2.42%	\$ 2,965,011	\$ 0	\$ 566,882	\$ 81,910	\$ 0	\$ 0	\$ 0	\$ 3,039,293
18	Office Furniture & Fixtures [1]	390.2	\$ 0	\$ 0	\$ 0	\$ 0	\$ 0	0.00%	n/a	\$ 0	\$ 0	\$ 0	\$ 0	\$ 0	\$ 0	n/a
19	Computer Software & Hardware	391	\$ 2,014,631	\$ 0	\$ 33,064	\$ 0	\$ 1,981,567	6.67%	\$ 2,150,085	\$ 133,207	\$ 33,064	\$ 0	\$ 0	\$ 0	\$ 0	\$ 2,250,228
20	Transportation Equip. - Vehicles Light	392.1	\$ 1,268,600	\$ 0	\$ 224,439	\$ 0	\$ 1,044,161	20.00%	\$ 906,247	\$ 231,276	\$ 224,439	\$ 0	\$ 0	\$ 0	\$ 0	\$ 913,063
21	Transportation Equip. - Vehicles Heavy	392.2	\$ 6,251,272	\$ 1,424,000	\$ 615,933	\$ 0	\$ 7,059,339	10.25%	\$ 2,159,691	\$ 682,169	\$ 615,933	\$ 0	\$ 98,888	\$ 0	\$ 0	\$ 2,325,814
22	Stores Equipment [1]	393	\$ 1,765,928	\$ 0	\$ 443,398	\$ 0	\$ 1,322,530	9.00%	\$ 400,036	\$ 138,981	\$ 443,398	\$ 0	\$ 38,618	\$ 0	\$ 0	\$ 134,237
23	Tool, Shop & Garage Equipment	394	\$ 720,778	\$ 0	\$ 11,115	\$ 0	\$ 709,663	10.00%	\$ 793,400	\$ 71,522	\$ 11,115	\$ 0	\$ 0	\$ 0	\$ 0	\$ 853,804
24	Laboratory Equipment	395	\$ 5,726,121	\$ 195,000	\$ 46,400	\$ 0	\$ 5,874,722	6.67%	\$ 2,157,432	\$ 386,695	\$ 46,400	\$ 0	\$ 2,317	\$ 0	\$ 0	\$ 2,500,044
25	Power Operated Equipment	396	\$ 13,406	\$ 0	\$ (3,415)	\$ 0	\$ 16,821	6.67%	\$ 4,256	\$ 1,008	\$ (3,415)	\$ 0	\$ 0	\$ 0	\$ 0	\$ 8,678
26	Communication Equipment [1]	397	\$ 1,987,502	\$ 398,262	\$ 79,367	\$ 0	\$ 2,306,397	5.67%	\$ 763,597	\$ 121,660	\$ 79,367	\$ 0	\$ 6,530	\$ 0	\$ 0	\$ 812,420
27	Communication Equipment - Telemetry	397.2	\$ 1,108,865	\$ 0	\$ 41,370	\$ 0	\$ 1,067,495	6.67%	\$ 437,315	\$ 72,545	\$ 41,370	\$ 0	\$ 0	\$ 0	\$ 0	\$ 466,491
28	Miscellaneous Equipment	398	\$ 657,176	\$ 0	\$ 0	\$ 0	\$ 657,176	10.00%	\$ 0	\$ 64,200	\$ 0	\$ 0	\$ 0	\$ 0	\$ 0	\$ 409,457
29	Total General Plant		\$ 52,712,253	\$ 4,517,262	\$ 2,108,901	\$ 0	\$ 55,120,614	0.00%	\$ 13,112,675	\$ 2,646,336	\$ 2,108,901	\$ 81,910	\$ 147,353	\$ 0	\$ 0	\$ 13,715,552
30	Total Gas Plant in Service		\$ 744,782,435	\$ 58,949,243	\$ 6,156,818	\$ 0	\$ 797,574,860		\$ 289,048,636	\$ 21,147,393	\$ 6,156,818	\$ 1,863,866	\$ 147,353	\$ 0	\$ 0	\$ 302,302,598
31	Annual Average Total Balance						\$ 771,178,648									\$ 295,675,567

[1] Overrecual of depreciation reversed in column (l)

**SOUTHWEST GAS CORPORATION  
 SOUTHERN CALIFORNIA  
 REGULATORY AMORTIZATIONS**

Line No.	Description (a)	Reference (b)	Amount (c)	Line No.
1	Base Year Recorded Amortization Expense	Company Records	\$ <u>10,898,084</u>	1
2	CARB Implementation Fees (ECCMA)	Ch 17, Sh 14, Ln 9(d)	129,477	2
3	IRRAM Deferral Amortization	Ch 17, Sh 16, Ln 4(c)	1,398,939	3
4	Greenhouse Gas Memorandum Account (GHGMA)	Ch 17, Sh 15, Ln 7(d)	1,808	4
5	MHP - Beyond the Meter Deferral Amort.	Ch 17, Sh 18, Ln 14(c)+ Ln 30(c)	368,695	5
6	MHP - Beyond the Meter Asset Amort.	Ch 17, Sh 18, Ln 42(c)+ Ln 56(c)	572,173	6
7	COVID-19 Pandemic Protections Memorandum Account (CPPMA)	Ch 17, Sh 17, Ln 6(d)	203,547	7
<u>Pension Balancing Account (PBA)</u>				
8	Balance at December 31, 2023	Company Records	\$ 12,335,439	8
9	Amortization Period		<u>5</u>	9
10	Annual Amortization Expense	Ln 8 / Ln 9	\$ <u>2,467,088</u>	10
11	Test Year Regulatory Amortization Expense	Sum Ln 2 - Ln 6 + Ln 10	\$ <u>5,141,727</u>	11
			Ch 6, Sh 1, Ln 13(c)	
12	Adjustment	Ln 11 - Ln 1	\$ <u>(5,756,356)</u>	12

**SOUTHWEST GAS CORPORATION  
SOUTHERN CALIFORNIA  
REGULATORY AMORTIZATIONS  
CALIFORNIA AIR RESOURCES BOARD (CARB)**

Line No.	Description (a)	Account (b)	Total California (c) Company Records	Amount (d)	Line No.
1	Balance at December 31, 2023	182.3	\$ 966,550		1
2	Amortization 1/2024 -12/2025	182.3	(399,360)		2
3	Projected 2024 Costs	182.3	162,826		3
4	Projected 2025 Costs	182.3	162,826		4
5	Projected Total CARB Costs		\$ 892,842		5
6	Amortization Period		5		6
7	Annual Amortization Expense (Total California)			\$ 178,568	7
8	SCA Weighted 4-Factor			72.51%	8
9	SCA Annual Amortization Expense	407.3		\$ 129,477	9
				Ch 17, Sh 13, Ln 2(c)	

[1] CARB amortization is allocated to Southern California based on its weighted 4-Factor relative to the Total California 4-Factor:

<u>Test Year 4-Factor - Total California</u>	Ch 8C, Sh 7, Ln 10	4-Factor	Weighted
<b>Southern California</b>		7.93%	72.51%
Northern California		1.59%	14.57%
South Lake Tahoe		1.41%	12.92%
Total California		<u>10.94%</u>	<u>100.00%</u>

**SOUTHWEST GAS CORPORATION  
 SOUTHERN CALIFORNIA  
 REGULATORY AMORTIZATIONS  
 IRRAM COSTS THROUGH DECEMBER 2025**

Line No.	Description (a)	Account (b)	Amount (c)	Line No.
			Company Records	
1	Balance as of 12/31/2023	182.3	\$ 6,994,695	1
2	Projected Total Revenue Requirement		\$ 6,994,695	2
3	Amortization Period		5	3
4	IRRAM Deferral Amortization	407.3	\$ 1,398,939	4
			Ch 17, Sh 13, Ln 3(c)	

**SOUTHWEST GAS CORPORATION  
 SOUTHERN CALIFORNIA  
 REGULATORY AMORTIZATIONS  
 GREENHOUSE GAS MEMORANDUM ACCOUNT (GHGMA)**

Line No.	Description (a)	Account (b)	Total California (c) Company Records	Amount (d)	Line No.
1	Balance as of 12/31/2023	182.3	\$ 20,750		1
2	Remaining Amortization through 12/2025	182.3	(8,280)		2
3	Projected Total GHGMA Costs		\$ 12,470		3
4	Amortization Period		5		4
5	Annual Amortization Expense (Total California)			\$ 2,494	5
6	SCA Weighted 4-Factor			72.51%	6
7	SCA Annual Amortization Expense	407.3		\$ 1,808	7
				Ch 17, Sh 13, Ln 4(c)	

[1] GHGMA amortization is allocated to Southern California based on its weighted 4-Factor relative to the Total California 4-Factor:

<u>Test Year 4-Factor - Total California</u>	Ch 8C, Sh 7, Ln 10	4-Factor	Weighted
<b>Southern California</b>		7.93%	72.51%
Northern California		1.59%	14.57%
South Lake Tahoe		1.41%	12.92%
Total California		10.94%	100.00%

**SOUTHWEST GAS CORPORATION  
 SOUTHERN CALIFORNIA  
 REGULATORY AMORTIZATIONS  
 COVID-19 PANDEMIC PROTECTIONS MEMORANDUM ACCOUNT (CPPMA)  
 COSTS THROUGH DECEMBER 2025**

Line No.	Description (a)	Account (b)	Total California (c) Company Records	Amount (d)	Line No.
1	Balance at December 31, 2023	182.3	\$ 1,403,613		1
2	Projected Total CARB Costs		\$ 1,403,613		2
3	Amortization Period		5		3
4	Annual Amortization Expense (Total California)			\$ 280,723	4
5	SCA Weighted 4-Factor			72.51%	5
6	SCA Annual Amortization Expense	407.3		\$ 203,547	6
				Ch 17, Sh 13, Ln 7(c)	

[1] CARB amortization is allocated to Southern California based on its weighted 4-Factor relative to the Total California 4-Factor:

<u>Test Year 4-Factor - Total California</u>	Ch 8C, Sh 7, Ln 10	4-Factor	Weighted
<b>Southern California</b>		7.93%	72.51%
Northern California		1.59%	14.57%
South Lake Tahoe		1.41%	12.92%
Total California		10.94%	100.00%

**SOUTHWEST GAS CORPORATION  
 SOUTHERN CALIFORNIA  
 REGULATORY AMORTIZATIONS  
 MASTER METER MOBILE HOME PARK CONVERSION  
 BEYOND THE METER (BTM) COSTS THROUGH DECEMBER 2025**

Line No.	Description (a)	Account (b)	Amount (c)	Line No.
			Company Records	
	<u>Mobile Home Park Conversion Balancing</u>			
	<u>Account (MHPCBA) Balance - Prior General Rate Case (GRC) [1]</u>			
1	Desert Trailer Life	182.3	\$ 139,898	1
2	Iron Horse		47,462	2
3	Highlander		67,055	3
4	River Ranch		114,925	4
5	Whispering Pines		437,520	5
6	Apple Valley MH Lodge		70,318	6
7	Pioneer MHP		48,531	7
8	Greenbriar Victorville		110,217	8
9	Terra Bella MHP		43,182	9
10	Mecca TP		92,157	10
11	Desert Villa TP		69,586	11
12	Projected Total Revenue Requirement		\$ 1,240,852	12
13	Amortization Period		10	13
14	SCA MHP - BTM Deferral Amortization	407.3	\$ 124,085	14
			Ch 17, Sh 13, Ln 5(c)	
	<u>Account (MHPCBA) Balance - Current GRC</u>			
15	Vali Hi MHP	182.3	147,617	15
16	Sunset TP - Barstow		71,994	16
17	Rainbow Beach Resort		87,520	17
18	Clover MHP		32,820	18
19	Sunset MHP - Adelanto		141,880	19
20	Mojave MHP		395,959	20
21	Oasis MHP		36,335	21
22	Colonial Trailer Lodge		88,207	22
23	Gold West		642,462	23
24	Sage Estates		187,653	24
25	Holiday Homes		550,051	25
26	Hacienda MHP		52,637	26
27	Desert View MP		10,961	27
28	Projected Total Revenue Requirement		\$ 2,446,096	28
29	Amortization Period		10	29
30	SCA MHP - BTM Deferral Amortization	407.3	\$ 244,610	30
			Ch 17, Sh 13, Ln 5(c)	

**SOUTHWEST GAS CORPORATION  
 SOUTHERN CALIFORNIA  
 REGULATORY AMORTIZATIONS  
 MASTER METER MOBILE HOME PARK CONVERSION  
 BEYOND THE METER (BTM) COSTS THROUGH DECEMBER 2025**

Line No.	Description (a)	Account (b)	Amount (c)	Line No.
	Company Records			
	<u>Annual Amortization Expense - Prior GRC [1]</u>			
31	Desert Trailer Life		\$ 23,587	31
32	Iron Horse		7,970	32
33	Highlander		11,236	33
34	River Ranch		19,719	34
35	Whispering Pines		85,581	35
36	Apple Valley MH Lodge		19,157	36
37	Pioneer MHP		13,153	37
38	Greenbriar Victorville		30,873	38
39	Terra Bella MHP		13,872	39
40	Mecca TP		31,128	40
41	Desert Villa TP		23,504	41
42	SCA MHP - BTM Asset Amortization	407.3	\$ <u>279,779</u>	42
			Ch 17, Sh 13, Ln 6(c)	
	<u>Annual Amortization Expense - Current GRC</u>			
43	Vali Hi MHP		12,753	43
44	Sunset TP - Barstow		6,220	44
45	Rainbow Beach Resort		8,193	45
46	Clover MHP		3,090	46
47	Sunset MHP - Adelanto		13,773	47
48	Mojave MHP		37,851	48
49	Oasis MHP		3,830	49
50	Colonial Trailer Lodge		9,297	50
51	Gold West		88,705	51
52	Sage Estates		26,180	52
53	Holiday Homes		74,066	53
54	Hacienda MHP		6,984	54
55	Desert View MP		1,454	55
56	SCA MHP - BTM Asset Amortization	407.3	\$ <u>292,395</u>	56
			Ch 17, Sh 13, Ln 6(c)	

[1] Parks commenced 10-year amortization in prior GRC (Application 19-08-015) and will cease prior to next GRC.



**SOUTHWEST GAS CORPORATION  
 SOUTHERN CALIFORNIA  
 WORKING CAPITAL  
 2019 THROUGH 2026**

Line No.	Description (a)	Reference (b)	Recorded					Projected 2024 (h)	Projected 2025 (i)	Test Year 2026 (j)	Line No.
			2019 (c)	2020 (d)	2021 (e)	2022 (f)	2023 (g)				
1	Working Capital	Ch 17, Sh 21	\$ 27,651,338	\$ 27,651,338	\$ 27,651,338	\$ 27,651,338	\$ 27,651,338	\$ 27,651,338	\$ 27,651,338	1	
2	Materials and Supplies	Ch 17, Sh 23	3,138,322	4,162,609	4,735,323	7,082,135	9,928,081	5,809,294	5,809,294	2	
3	Total Working Capital	Ln 1 + Ln 2	\$ 30,789,660	\$ 31,813,947	\$ 32,386,661	\$ 34,733,473	\$ 37,579,419	\$ 33,460,632	\$ 33,460,632	3	
		Ch 17, Sh 4 Ln 12, Col (b)		Ch 17, Sh 4 Ln 12, Col (c)	Ch 17, Sh 4 Ln 12, Col (d)	Ch 17, Sh 4 Ln 12, Col (e)	Ch 17, Sh 4 Ln 12, Col (f)	Ch 17, Sh 4 Ln 12, Col (g)	Ch 17, Sh 4 Ln 12, Col (h)	Ch 17, Sh 4 Ln 12, Col (i)	

**SOUTHWEST GAS CORPORATION  
SOUTHERN CALIFORNIA  
LEAD LAG STUDY  
TEST YEAR 2026 - BEFORE RATE RELIEF**

Line No.	Description (a)	Reference/ Account (b)	Cost (c) Ch 6, Sh 1	Lag Days (d) [1]	Dollar Days (e) (c) * (d)	Line No.
<u>Operations and Maintenance</u>						
1	Cost of Gas		\$ 50,513,309	42.75	\$ 2,159,240,721	1
2	Labor and Labor Loading Cost		23,990,987	9.99	239,713,832	2
3	Prepayments Amortized to O&M [2]		14,102	0.00	0	3
4	Provision for Uncollected Accounts		537,356	110.21	59,221,091	4
5	Prepaid Insurance [2]		3,347,095	0.00	0	5
6	Other Amortizations [2]		371,805	0.00	0	6
7	Other O&M Expense		17,369,922	17.95	311,831,147	7
8	Total O&M Expenses		<u>\$ 96,144,575</u>	<u>28.81</u>	<u>\$ 2,770,006,791</u>	8
9	Depreciation and Amortization		30,540,192	0.00	0	9
10	Taxes Other Than Income Taxes		7,856,973	103.68	814,630,871	10
11	State Income Taxes		(149,319)	19.60	(2,926,652.90)	11
12	Federal Income Taxes - Current		(323,360)	37.25	(12,045,165.47)	12
13	Total Operating Expenses		<u>\$ 134,069,061</u>	<u>26.63</u>	<u>\$ 3,569,665,844</u>	13
14	Number of Days in Test Period		365			14
15	Avg Daily Operating Expenses	Ln 13(c) / Ln 14(c)	<u>367,312</u>			15
16	Lag in Receipt of Revenue			54.24		16
17	Net Difference: Revenue Lag - Expense Lag	Ln 16(c) - Ln 13(c)	27.61			17
18	Cash Working Capital for Operating Expense	Ln 15(c) * Ln 17(c)	<u>\$ 10,141,363</u>			18
<u>Other Working Capital Required</u>						
19	Other Special Funds		WP Ch 17, Sh 80 \$ 11,126,182			19
20	Working Funds	Acct 128	531			20
21	Prepayments	Acct 135	1,965,590			21
22	Misc. Curr. & Accru. Assets	Acct 165	0			22
23	Other Regulatory Assets	Acct 174	1,847,120			23
24	Deferred Debits	Acct 182.3	11,104			24
25	Alternative Minimum Tax	Acct 186	0			25
26	Injuries and Damages	Acct 190	(2,283,976)			26
27	Misc. Curr. & Accru. Liabilities	Acct 228	10,365,626			27
28	Other Deferred Credits	Acct 242	(2,931,870)			28
29	Other Regulatory Liabilities	Acct 253	(2,590,332)			29
30	Total Other Working Capital Required	Acct 254	<u>\$ 17,509,976</u>			30
31	Total Working Capital Requirements		<u>\$ 27,651,338</u>			31
			Ch 17, Sh 20, Ln 1			

[1] See WP Ch 17 Table of Contents columns (c) & (d) for references.

[2] Chapter 17 Workpapers

**SOUTHWEST GAS CORPORATION  
SOUTHERN CALIFORNIA  
LEAD LAG STUDY  
TEST YEAR 2026 - AFTER RATE RELIEF**

Line No.	Description (a)	Account Number (b)	Amount (c) WP Ch 17, Sh 5	Lag Days (d) [1]	Dollar Days (e) (c) * (d)	Line No.
<u>Operations and Maintenance Expenses</u>						
1	Cost of Gas		\$ 50,513,309	42.75	\$ 2,159,240,721	1
2	Labor and Labor Loading Cost		23,990,987	9.99	239,713,832	2
3	Prepayments Amortized to O&M [2]		14,102	0.00	0	3
4	Provision for Uncollected Accounts		763,169	110.21	84,107,619	4
5	Prepaid Insurance [2]		3,347,095	0.00	0	5
6	Other Amortizations [2]		371,805	0.00	0	6
7	Other O&M Expense		17,839,530	17.95	320,261,727	7
8	Total O&M Expenses		\$ 96,839,997	28.95	\$ 2,803,323,899	8
9	Depreciation and Amortization		30,540,192	0.00	0	9
10	Taxes Other Than Income Taxes		7,856,973	103.68	814,630,871	10
11	State Income Taxes		3,191,371	19.60	62,550,878	11
12	Federal Income Taxes - Current		6,911,124	37.25	257,439,368	12
13	Total Operating Expenses		\$ 145,339,657	27.09	\$ 3,937,945,016	13
14	Number of Days in Test Period		365			14
15	Avg Daily Operating Expenses	Ln 13(c) / Ln 14(c)	398,191			15
16	Lag in Receipt of Revenue			54.24		16
17	Net Difference: Revenue Lag - Expense Lag	Ln 16(c) - Ln 13(c)	27.14			17
18	Cash Working Capital for Operating Expenses	Ln 15(c) * Ln 17(c)	\$ 10,807,072			18
<u>Other Working Capital Required</u>						
			WP Ch 17, Sh 80			
19	Other Special Funds	Acct 128	\$ 11,126,182			19
20	Working Funds	Acct 135	531			20
21	Prepayments	Acct 165	1,965,590			21
22	Misc. Curr. & Accru. Assets	Acct 174	0			22
23	Other Regulatory Assets	Acct 182.3	1,847,120			23
24	Deferred Debits	Acct 186	11,104			24
25	Alternative Minimum Tax	Acct 190	0			25
26	Injuries and Damages	Acct 228	(2,283,976)			26
27	Misc. Curr. & Accru. Liabilities	Acct 242	10,365,626			27
28	Other Deferred Credits	Acct 253	(2,931,870)			28
29	Other Regulatory Liabilities	Acct 254	(2,590,332)			29
30	Total Other Working Capital Required		\$ 17,509,976			30
31	Total Working Capital Requirements		\$ 28,317,048			31
			Ch 6, Sh 1, Ln 29(e)			

[1] See WP Ch 17 Table of Contents columns (c) & (d) for references.  
[2] Chapter 17 Workpapers

**SOUTHWEST GAS CORPORATION  
SOUTHERN CALIFORNIA  
MATERIALS AND SUPPLIES ACCOUNTS 154, 155 AND 163  
2019 THROUGH 2023**

Line No.	Description (a)	13-Month Balances					Projected 2024 (g)	Projected 2025 (h)	Test Year 2026 (i)	Line No.
		2019 (b)	2020 (c)	2021 (d)	2022 (e)	2023 (f)				
1	December	\$ 2,058,418	\$ 3,905,662	\$ 4,181,888	\$ 4,503,071	\$ 9,836,432	\$ 4,897,094	\$ 4,897,094	\$ 4,897,094	1
2	January	2,123,003	4,317,176	4,276,058	4,784,190	9,766,304	5,053,346	5,053,346	5,053,346	2
3	February	2,660,629	4,023,482	3,996,195	4,915,410	9,792,017	5,077,547	5,077,547	5,077,547	3
4	March	2,624,624	4,211,884	4,063,029	4,653,150	9,498,252	5,010,188	5,010,188	5,010,188	4
5	April	2,612,699	4,113,769	4,905,485	5,147,797	9,547,750	5,265,500	5,265,500	5,265,500	5
6	May	3,053,848	4,015,187	5,130,917	6,088,594	9,598,308	5,577,371	5,577,371	5,577,371	6
7	June	3,421,880	4,092,058	5,172,640	6,843,630	9,821,196	5,870,281	5,870,281	5,870,281	7
8	July	3,627,488	4,214,278	5,234,423	7,517,304	10,422,178	6,203,134	6,203,134	6,203,134	8
9	August	3,848,680	4,396,640	4,991,503	8,183,639	10,107,450	6,305,582	6,305,582	6,305,582	9
10	September	3,659,419	4,279,052	5,197,614	9,021,623	10,395,354	6,510,612	6,510,612	6,510,612	10
11	October	3,554,055	4,197,721	4,772,400	10,695,899	10,080,840	6,660,183	6,660,183	6,660,183	11
12	November	3,647,774	4,165,118	5,133,974	9,877,017	10,102,290	6,585,235	6,585,235	6,585,235	12
13	December	3,905,662	4,181,888	4,503,071	9,836,432	10,096,677	6,504,746	6,504,746	6,504,746	13
14	13-Month Total	\$ 40,798,181	\$ 54,113,916	\$ 61,559,199	\$ 92,067,756	\$ 129,065,048	\$ 75,520,820	\$ 75,520,820	\$ 75,520,820	14
15	13-Month Average	\$ 3,138,322	\$ 4,162,609	\$ 4,735,323	\$ 7,082,135	\$ 9,928,081	\$ 5,809,294	\$ 5,809,294	\$ 5,809,294	15

Ch 17, Sh 20  
Ln 2, Col (i)

Ch 17, Sh 20  
Ln 2, Col (h)

[1] Source: Company Records  
[2] Reflects 5-year historical average

**SOUTHWEST GAS CORPORATION  
SOUTHERN CALIFORNIA  
CUSTOMER ADVANCES ACCOUNT 252  
2019 THROUGH 2026**

Line No.	Description (a)	13-Month Balances												Line No.
		2019 (b) [1]	2020 (c) [1]	2021 (d) [1]	2022 (e) [1]	2023 (f) [1]	Projected 2024 (g) [2]	Projected 2025 (h) [2]	Test Year 2026 (i) [2]					
1	December	\$ 1,194,891	\$ 1,410,490	\$ 1,979,113	\$ 1,984,876	\$ 2,693,784	\$ 1,197,243	\$ 797,160	\$ 721,507	1				
2	January	1,194,891	1,379,008	1,978,972	1,984,748	2,699,254	1,166,731	797,160	721,507	2				
3	February	1,194,891	1,776,231	1,978,830	2,181,492	2,629,004	1,152,553	797,160	721,507	3				
4	March	1,192,409	1,830,230	2,049,616	2,499,414	2,677,980	1,105,566	797,160	721,507	4				
5	April	1,167,626	1,786,798	2,025,890	2,674,881	2,669,492	881,151	797,160	721,507	5				
6	May	1,167,484	1,786,657	2,000,820	2,144,895	2,562,897	862,208	797,160	721,507	6				
7	June	1,167,343	1,763,391	2,000,692	2,271,747	2,507,306	852,231	721,507	300,564	7				
8	July	1,167,202	1,817,169	2,000,564	2,306,624	2,497,026	797,160	721,507	300,564	8				
9	August	1,190,477	1,817,028	1,996,861	2,225,760	2,446,708	797,160	721,507	300,564	9				
10	September	1,410,914	1,816,887	1,985,259	2,225,751	2,445,981	797,160	721,507	300,564	10				
11	October	1,410,773	2,519,114	1,985,131	2,757,692	2,037,406	797,160	721,507	300,564	11				
12	November	1,410,631	2,061,765	1,985,004	2,936,598	1,329,431	797,160	721,507	300,564	12				
13	December	1,410,490	1,979,113	1,984,876	2,693,784	1,197,243	797,160	721,507	300,564	13				
14	13-Month Total	\$ 16,280,024	\$ 23,743,881	\$ 25,951,628	\$ 30,888,261	\$ 30,393,514	\$ 12,000,640	\$ 9,833,507	\$ 6,432,987	14				
15	13-Month Average	\$ 1,252,310	\$ 1,826,452	\$ 1,996,279	\$ 2,376,020	\$ 2,337,963	\$ 923,126	\$ 756,424	\$ 494,845	15				

[1] Source: Company Records  
[2] Reflects 5-year historical average

**SOUTHWEST GAS CORPORATION  
SOUTHERN CALIFORNIA  
DEFERRED TAXES  
2019 THROUGH 2026**

Line No.	Description (a)	Recorded [1]					Projected 2024 (g)	Projected 2025 (h)	Projected 2021 (i)	Line No.
		2019 (b)	2020 (c)	2021 (d)	2022 (e)	2023 (f)				
<b>Deferred Income Tax (DIT)</b>										
1	Direct	\$ 32,526,115	\$ 34,045,818	\$ 36,562,166	\$ 35,477,649	\$ 31,503,642	\$ 42,290,594	\$ 46,368,869	\$ 51,128,900	1
2	System Allocable	\$ 24,281,607	\$ 25,180,542	\$ 31,026,161	\$ 39,734,242	\$ 44,378,914	\$ 43,266,241	\$ 42,430,123	\$ 46,230,009	2
3	4-Factor	8.05%	7.50%	7.38%	7.93%	7.93%	7.93%	7.93%	7.93%	3
4	SCA Allocation	\$ 1,955,478	\$ 1,888,366	\$ 2,290,518	\$ 3,151,012	\$ 3,520,715	\$ 3,432,443	\$ 3,366,111	\$ 3,667,568	4
5	Total DIT	\$ 34,481,594	\$ 35,934,184	\$ 38,852,684	\$ 38,628,662	\$ 35,024,357	\$ 45,723,037	\$ 49,734,981	\$ 54,796,468	5
<b>Excess Deferred Taxes (EDIT)</b>										
6	Direct Beginning Period	\$ 18,684,685	\$ 18,684,685	\$ 18,684,685	\$ 18,064,393	\$ 17,390,209	\$ 16,000,670	\$ 14,158,182	\$ 13,537,890	6
7	Amortization	0	0	(620,292)	(674,184)	(1,389,539)	(1,842,488)	(620,292)	(512,495)	7
8	Adjustment	0	0	0	0	0	0	0	0	8
9	Direct Ending Period	\$ 18,684,685	\$ 18,684,685	\$ 18,064,393	\$ 17,390,209	\$ 16,000,670	\$ 14,158,182	\$ 13,537,890	\$ 13,025,395	9
10	System Alloc. Beginning	\$ 8,744,231	\$ 8,744,231	\$ 8,744,231	\$ 6,770,606	\$ 4,797,030	\$ 581,091	\$ 0	\$ 0	10
11	Amortization	0	0	(1,571,542)	(1,796,430)	(3,092,962)	(581,091)	0	0	11
12	Adjustment	0	0	(402,083)	(177,146)	(1,122,977)	0	0	0	12
13	System Alloc. Ending	\$ 8,744,231	\$ 8,744,231	\$ 6,770,606	\$ 4,797,030	\$ 581,091	\$ 0	\$ 0	\$ 0	13
14	4-Factor	7.85%	7.85%	7.85%	7.85%	7.85%	7.85%	7.85%	7.85%	14
15	SCA Allocation	\$ 686,422	\$ 686,422	\$ 531,493	\$ 376,567	\$ 45,616	\$ 0	\$ 0	\$ 0	15
16	Total EDIT	\$ 19,371,108	\$ 19,371,108	\$ 18,595,886	\$ 17,766,776	\$ 16,046,286	\$ 14,158,182	\$ 13,537,890	\$ 13,025,395	16
17	Total DIT and EDIT	\$ 53,852,701	\$ 55,305,291	\$ 57,448,570	\$ 56,395,438	\$ 51,070,643	\$ 59,881,219	\$ 63,272,871	\$ 67,821,863	17

[1] Company Records

Ch 17, Sh 4  
Ln 7-10, Col (g)

Ch 17, Sh 4  
Ln 7-10, Col (h)

Ch 17, Sh 4  
Ln 7-10, Col (i)

**CHAPTER 18**  
**Pension and Benefits**

**Company Witness:**  
**Randi L. Cunningham**

**SOUTHWEST GAS CORPORATION  
SOUTHERN CALIFORNIA  
PENSIONS AND BENEFITS  
CHAPTER 18**

Chapter 18 contains pensions and benefits (P&B) for Southwest Gas in nominal dollars and 2023 dollars. Chapter 18, Sheet 3 shows five years of historical P&B data (2019 through 2023). Chapter 18, Sheet 4 shows historical P&B in real dollars. Chapter 18, Sheet 5 shows the derivation of historical labor loading percentages. Chapter 18 Sheet 6 shows projected P&B and projected labor loading percentages. The labor loading factor is calculated on a total-Company basis, since most P&B cover all employees, and is then applied to labor charged to or allocated to California.

Southwest Gas allocates its P&B (also referred to as labor loadings) to each labor account that employees charge their time to based on a percentage of labor. Southwest Gas' recorded labor loadings include pension accruals, benefits, and paid time off, as well as payroll taxes. For projection purposes, payroll taxes have been removed from the labor loading factor and are included in Chapter 16, and the cash method, not the accrual method, is used for pension. Therefore, for comparison purposes Southwest Gas shows the computation of historical labor loadings as recorded, as adjusted for cash-basis pension, and the labor loading percentage with and without payroll taxes.

Many pension and benefits projections are based solely on escalating 2023 benefits as they reflect ongoing costs.

The following post-retirement benefit projections were normalized in over five years: (post-employment benefits other than pension (PBOP), supplemental executive retirement plan (SERP), and basic retirement plan (BRP or pension, which is based on cash funding for GRC purposes, not accruals) because the expense has fluctuated from year to year in recent years. (WP Chapter 18, Sheets 7-9)

The benefit costs associated with eight officers was removed in relation to SB 901 in the Officer Compensation adjustment (WP Chapter 18, Sheet 10).

Certain miscellaneous benefits, including those related to employee recognition and employee events, were removed from the cost of service (WP Chapter 18, Sheet 11).



Since the Commission requires that pensions be requested for recovery on a cash basis, a workpaper has been provided that lists all the payments to the pension plan from 2019 through 2023 (WP Chapter 18, Sheet 9). The actuarial studies for the post-retirement plans showing results from 2019 to 2023 are provided in response to Master Data Request No. 077.

**SOUTHWEST GAS CORPORATION  
EMPLOYEE BENEFITS - NOMINAL DOLLARS [1]  
AS RECORDED FROM 2019 THROUGH 2023**

Line No.	Description (a)	2019 (b)	2020 (c)	2021 (d)	2022 (e)	2023 (f)	Line No.
1	SERP - Service Cost	\$ 266,434	\$ 389,021	\$ 525,933	\$ 423,806	\$ 249,678	1
2	Deferred Compensation	3,460,328	3,176,087	2,890,145	2,868,055	3,109,202	2
3	Life and AD&D Insurance	456,228	343,501	319,787	358,758	319,760	3
4	Medical	15,368,478	13,713,679	14,785,527	15,954,958	22,227,840	4
5	Employee Assistance Program	112,842	113,449	123,744	173,375	389,410	5
6	Pension - Service Cost	25,863,464	34,298,967	41,158,961	44,110,145	25,839,823	6
7	Pension Plan Administration	107,857	156,097	163,866	152,681	194,291	7
8	PBOP - Service Cost	1,275,821	1,581,403	1,690,789	1,941,361	1,269,288	8
9	Dental	1,261,056	1,205,313	1,161,627	1,164,185	1,113,468	9
10	Long Term Disability Insurance	1,031,555	1,375,165	1,396,835	1,372,199	1,222,218	10
11	Flex Benefits	790,889	1,170,915	1,342,749	1,309,000	2,716,823	11
12	Employee Communications	1,845	742	2,000	6,520	0	12
13	Tuition Reimbursements	760,704	728,690	703,797	423,168	508,812	13
14	Employee Investment Plan (EIP)	5,716,893	5,904,255	6,049,892	5,957,446	9,226,303	14
15	Miscellaneous Benefits	970,058	670,928	325,887	810,635	417,986	15
16	Total Account 926 Benefits	<u>\$ 57,444,453</u>	<u>\$ 64,828,212</u>	<u>\$ 72,641,537</u>	<u>\$ 77,026,293</u>	<u>\$ 68,804,901</u>	16
17	Indirect Time (Account 242)	\$ 27,937,547	\$ 27,240,907	\$ 34,814,350	\$ 31,706,878	\$ 32,420,341	17

**SOUTHWEST GAS CORPORATION  
EMPLOYEE BENEFITS - 2023 DOLLARS [1]  
2019 THROUGH 2023**

Line No.	Description (a)	2019 (b)	2020 (c)	2021 (d)	2022 (e)	2023 (f)	Line No.
1	SERP - Service Cost	\$ 317,545	\$ 457,999	\$ 591,404	\$ 441,251	\$ 249,678	1
2	Deferred Compensation	4,124,142	3,739,247	3,249,926	2,986,113	3,109,202	2
3	Life and AD&D Insurance	543,748	404,408	359,595	373,526	319,760	3
4	Medical	18,316,698	16,145,284	16,626,112	16,611,718	22,227,840	4
5	Employee Assistance Program	134,489	133,564	139,148	180,511	389,410	5
6	Pension - Service Cost	30,824,994	40,380,598	46,282,659	45,925,868	25,839,823	6
7	Pension Plan Administration	128,548	183,775	184,265	158,966	194,291	7
8	PBOP - Service Cost	1,520,569	1,861,805	1,901,268	2,021,274	1,269,288	8
9	Dental	1,502,971	1,419,030	1,306,233	1,212,107	1,113,468	9
10	Long Term Disability Insurance	1,229,444	1,618,999	1,570,720	1,428,683	1,222,218	10
11	Flex Benefits	942,610	1,378,532	1,509,901	1,362,883	2,716,823	11
12	Employee Communications	2,199	873	2,249	6,788	0	12
13	Tuition Reimbursements	906,634	857,895	791,410	440,587	508,812	13
14	Employee Investment Plan (EIP)	6,813,596	6,951,153	6,803,016	6,202,675	9,226,303	14
15	Miscellaneous Benefits	1,156,149	789,892	366,456	844,004	417,986	15
16	Total Account 926 Benefits	\$ 68,464,338	\$ 76,323,055	\$ 81,684,363	\$ 80,196,956	\$ 68,804,901	16
17	Indirect Time (Account 242)	\$ 33,296,960	\$ 32,071,056	\$ 39,148,236	\$ 33,012,040	\$ 32,420,341	17
18	Constant Dollar Factor: Ch 7, Sh 3(c)	0.8390	0.8494	0.8893	0.9605	1.0000	18

Ch 18, Sh 6, Ln 17(b)

[1] Ch 18, Sh 4 \* Ln 17

**SOUTHWEST GAS CORPORATION**  
**HISTORICAL LABOR LOADING PERCENTAGES - NOMINAL DOLLARS**  
**2017 THROUGH 2023**

Line No.	Description (a)	Reference (b)	2019 (c)	2020 (d)	2021 (e)	2022 (f)	2023 (g)	Line No.
1	Other Benefits	Ch 18, Sh 3, Ln 16	\$ 57,444,453	\$ 64,828,212	\$ 72,641,537	\$ 77,026,293	\$ 68,804,901	1
2	Indirect Time	Ln 2	27,937,547	27,240,907	34,814,350	31,706,878	32,420,341	2
3	<b>Total Excluding Payroll Taxes</b>	Ln 10 + Ln 11	<b>\$ 85,382,000</b>	<b>\$ 92,069,119</b>	<b>\$ 107,455,888</b>	<b>\$ 108,733,171</b>	<b>\$ 101,225,242</b>	3
4	Payroll Taxes [1]	Ln 3	15,659,497	15,629,107	16,111,223	17,253,614	18,103,993	4
5	Total Including Payroll Taxes	Ln 12 + Ln 13	\$ 101,041,497	\$ 107,698,226	\$ 123,567,111	\$ 125,986,785	\$ 119,329,235	5
6	Total Company Labor		217,714,929	218,158,377	232,599,467	235,858,766	250,007,985	6
7	Less: Indirect Time		(27,937,547)	(27,240,907)	(34,814,350)	(31,706,878)	(32,420,341)	7
8	Less: Variable Compensation		(13,774,413)	(14,446,571)	(14,596,416)	(13,341,276)	(17,883,676)	8
9	Net Labor [2]	Ln 8	\$ 176,002,969	\$ 176,470,898	\$ 183,188,700	\$ 190,810,612	\$ 199,703,968	9
10	<b>Labor Loading %, Excluding Payroll Taxes</b>	Ln 12 / Ln 15	<b>48.51%</b>	<b>52.17%</b>	<b>58.66%</b>	<b>56.98%</b>	<b>50.69%</b>	10
11	Labor Loading %, Including Payroll Taxes	Ln 14 / Ln 15	57.41%	61.03%	67.45%	66.03%	59.75%	11

[1] Payroll taxes requested for the California jurisdictions are in Chapter 16 of this proceeding.

**SOUTHWEST GAS CORPORATION  
PROJECTED EMPLOYEE BENEFITS  
2024 THROUGH 2026**

Line No.	Description (a)	As Recorded 2023 (b)	2024 (d)	2025 (e)	2026 (f)	Line No.
1	SERP [1] [3]	\$ 249,678	\$ 370,972	\$ 370,972	\$ 370,972	1
2	Deferred Compensation [1]	3,109,202	2,890,280	2,890,280	2,890,280	2
3	Life and AD&D Insurance [2]	319,760	294,824	294,824	294,824	3
4	Medical [2]	22,227,840	22,112,876	22,112,876	22,112,876	4
5	Employee Assistance Program [2]	389,410	389,410	389,410	389,410	5
6	Pension - Service Cost [1] [4]	25,839,823	34,254,273	34,254,273	34,254,273	6
7	Pension Plan Administration [2]	194,291	194,291	194,291	194,291	7
8	PBOP [2] [5]	1,269,288	1,551,644	1,551,644	1,551,644	8
9	Dental [2]	1,113,468	1,107,108	1,107,108	1,107,108	9
10	Long Term Disability Insurance [2]	1,222,218	1,222,218	1,222,218	1,222,218	10
11	Flex Benefits [2]	2,716,823	2,716,823	2,716,823	2,716,823	11
12	Employee Communications [2]	-	-	-	-	12
13	Tuition Reimbursements [2]	508,812	508,812	508,812	508,812	13
14	Employee Investment Plan (EIP) [1]	9,226,303	9,226,303	9,226,303	9,226,303	14
15	Miscellaneous Benefits [2]	417,986	315,307	315,307	315,307	15
16	Total Other Benefits	\$ 68,804,901	\$ 77,155,141	\$ 77,155,141	\$ 77,155,141	16
17	Indirect Time (Account 242) [1]	32,420,341	31,922,437	31,922,437	31,922,437	17
18	Total Benefits	\$ 101,225,242	\$ 109,077,578	\$ 109,077,578	\$ 109,077,578	18
19	Net Labor [1]	\$ 199,703,968	\$ 217,837,088	\$ 224,581,325	\$ 231,534,363	19
20	<b>Labor Loading Percentage</b>	50.69%	50.07%	48.57%	47.11%	20
21	[1] Labor-Related Benefit Escalation		1.0908	1.1246	1.1594	21
22	[2] Other Benefits Escalation		1.0270	1.0506	1.0737	22

**CHAPTER 19**  
**Class Cost of Service**

**Company Witness:**  
**A. Brooks Congdon**

**SOUTHWEST GAS CORPORATION  
SOUTHERN CALIFORNIA  
CHAPTER 19  
CLASS COST OF SERVICE STUDY**

This chapter sets forth the results of Southwest Gas' Customer Class Cost of Service Study (CCOSS) used in its proposed rate design. Southwest Gas used an embedded CCOSS model to allocate its Test Year 2026 rate base, expenses, taxes and miscellaneous items to the various classifications and rate classes.

Three (3) Class Cost of Service Summaries are included in this Application:

1. Present Rates at Present Rate Schedules
2. Class Revenues at System Average Rate of Return
3. Proposed Rates at Proposed Rate Schedules

Southwest Gas allocated its Test Year 2026 rate base, expenses, taxes and miscellaneous items utilizing class determinants, special studies and internally generated factors.

The first schedule, Present Rates at Present Rate Schedules, provides a summary of the customer class cost of service for the test year at current rates including the test year FCAM adjustment multiplied by Test Year 2026 bills and volumes for each rate class.

The second schedule, Class Revenues at System Average Rate of Return, sets forth the revenue requirement that would be necessary from each rate class in order for each rate class to provide the overall system rate of return.

The third schedule, Proposed Rates at Proposed Rate Schedules, reflects the final results of Southwest Gas' rate design proposals in this general rate case application. This summary incorporates the requested revenue responsibility for each class of customers.

**SOUTHWEST GAS CORPORATION**  
**SOUTHERN CALIFORNIA RATE JURISDICTION**  
**CLASS COST OF SERVICE STUDY SUMMARY - PRESENT RATES AT PRESENT RATE SCHEDULES**  
**TEST YEAR TWELVE MONTHS ENDED DECEMBER 31, 2026**

Line	Description (a)	Total Amount (b)	Residential (c)	Resident AC (d)	Secondary (e)	Multi-Family (f)	Multi-Fam Sub (g)	Core General (h)	NGV (i)	Gas Engine (j)	LUZ (k)	Small Electric (l)	Noncore (m)	Resale (n)	Line
<b>Rate Base</b>															
1	Total Direct Net Plant	\$ 475,503,081	\$ 400,101,133	\$ 0	\$ 16,223,577	\$ 392,530	\$ 684,897	\$ 46,817,711	\$ 1,872,869	\$ 96,563	\$ 0	\$ 4,577,060	\$ 4,623,574	\$ 113,167	1
2	Total System Allocable Net Plant	\$ 23,317,062	\$ 19,619,606	\$ 0	\$ 795,549	\$ 19,248	\$ 33,585	\$ 2,895,782	\$ 91,839	\$ 4,735	\$ 0	\$ 224,444	\$ 226,724	\$ 5,949	2
3	Cash Working Capital	\$ 27,651,338	\$ 23,266,563	\$ 0	\$ 943,429	\$ 22,826	\$ 39,828	\$ 2,722,532	\$ 108,911	\$ 5,615	\$ 0	\$ 286,164	\$ 268,869	\$ 6,581	3
4	Materials & Supplies	\$ 5,805,572	\$ 4,884,966	\$ 0	\$ 196,079	\$ 4,793	\$ 8,362	\$ 571,613	\$ 22,866	\$ 1,179	\$ 0	\$ 55,883	\$ 56,451	\$ 1,382	4
5	Other Debits and Credits	\$ 0	\$ 0	\$ 0	\$ 0	\$ 0	\$ 0	\$ 0	\$ 0	\$ 0	\$ 0	\$ 0	\$ 0	\$ 0	5
6	Customer Deposits	\$ (300,564)	\$ (283,044)	\$ 0	\$ (990)	\$ (9)	\$ (9)	\$ (6,521)	\$ 0	\$ 0	\$ 0	\$ 0	\$ 0	\$ 0	6
7	Deferred Taxes	\$ (65,547,367)	\$ (65,153,325)	\$ 0	\$ (2,236,395)	\$ (54,110)	\$ (94,412)	\$ (6,463,749)	\$ (268,172)	\$ (13,311)	\$ 0	\$ (630,941)	\$ (637,353)	\$ (15,600)	7
8	Total Rate Base	\$ 466,429,122	\$ 392,425,917	\$ 0	\$ 15,923,249	\$ 385,288	\$ 672,252	\$ 45,947,367	\$ 1,838,313	\$ 94,781	\$ 0	\$ 4,492,610	\$ 4,538,266	\$ 111,079	8
<b>Revenue</b>															
9	Net Operating Margin	\$ 89,831,282	\$ 73,472,914	\$ 0	\$ 3,931,069	\$ 182,101	\$ 178,772	\$ 9,954,728	\$ 270,228	\$ 9,212	\$ 0	\$ 1,263,967	\$ 559,912	\$ 8,379	9
10	Special Contracts	\$ 3,691	\$ 3,019	\$ 0	\$ 162	\$ 7	\$ 7	\$ 409	\$ 11	\$ 0	\$ 0	\$ 52	\$ 23	\$ 0	10
11	Other Revenue	\$ 1,780,886	\$ 1,690,043	\$ 0	\$ 12,332	\$ 1	\$ 599	\$ 77,859	\$ 1	\$ 15	\$ 0	\$ 34	\$ 2	\$ 0	11
12	Total Revenue	\$ 91,615,859	\$ 75,165,976	\$ 0	\$ 3,943,562	\$ 182,109	\$ 179,379	\$ 10,032,996	\$ 270,240	\$ 9,227	\$ 0	\$ 1,264,053	\$ 559,937	\$ 8,379	12
<b>Operating Deductions</b>															
13	Operations & Maintenance Exps	\$ (26,877,829)	\$ (23,277,559)	\$ 0	\$ (990,175)	\$ (15,298)	\$ (23,359)	\$ (2,008,569)	\$ (57,125)	\$ (4,270)	\$ 0	\$ (295,739)	\$ (194,549)	\$ (11,186)	13
14	Administrative & General Exps	\$ (18,381,807)	\$ (15,919,574)	\$ 0	\$ (677,183)	\$ (10,462)	\$ (15,975)	\$ (1,373,665)	\$ (39,088)	\$ (2,920)	\$ 0	\$ (202,257)	\$ (133,052)	\$ (7,650)	14
15	Regulatory Amortization	\$ (5,141,727)	\$ (4,326,388)	\$ 0	\$ (175,429)	\$ (4,245)	\$ (7,406)	\$ (506,251)	\$ (20,252)	\$ (1,044)	\$ 0	\$ (49,493)	\$ (49,996)	\$ (1,224)	15
16	Depreciation Expenses	\$ (25,398,465)	\$ (21,370,954)	\$ 0	\$ (866,564)	\$ (20,987)	\$ (36,583)	\$ (2,500,716)	\$ (100,037)	\$ (5,158)	\$ 0	\$ (244,479)	\$ (246,963)	\$ (6,045)	16
17	Taxes other than Income	\$ (7,859,973)	\$ (6,611,069)	\$ 0	\$ (268,070)	\$ (6,468)	\$ (11,317)	\$ (773,592)	\$ (30,946)	\$ (1,596)	\$ 0	\$ (75,629)	\$ (76,388)	\$ (1,870)	17
18	Total Operating Deductions	\$ (63,656,800)	\$ (51,505,544)	\$ 0	\$ (2,977,421)	\$ (57,457)	\$ (94,639)	\$ (7,162,793)	\$ (247,429)	\$ (14,987)	\$ 0	\$ (867,596)	\$ (700,958)	\$ (27,975)	18
<b>State Income Tax</b>															
19	Taxable Income before Interest Exp	\$ 7,959,059	\$ 3,660,432	\$ 0	\$ 965,141	\$ 124,652	\$ 84,739	\$ 2,870,203	\$ 22,811	\$ (5,760)	\$ 0	\$ 386,457	\$ (141,021)	\$ (19,585)	19
20	State Interest Expenses	\$ (9,646,362)	\$ (6,118,392)	\$ 0	\$ (325,190)	\$ (7,965)	\$ (13,897)	\$ (949,971)	\$ (38,002)	\$ (1,959)	\$ 0	\$ (92,872)	\$ (93,816)	\$ (2,296)	20
21	State Taxable Income	\$ (1,687,303)	\$ (4,457,960)	\$ 0	\$ 636,951	\$ (116,687)	\$ 70,642	\$ 1,920,232	\$ (15,191)	\$ (7,719)	\$ 0	\$ 303,584	\$ (234,837)	\$ (21,892)	21
22	State Income Taxes	\$ (149,334)	\$ (384,094)	\$ 0	\$ 56,305	\$ 10,315	\$ 6,262	\$ 169,749	\$ (1,343)	\$ (682)	\$ 0	\$ 26,837	\$ (247,680)	\$ (1,935)	22
<b>Federal Income Tax</b>															
23	Taxable Income before Interest Exp	\$ 8,108,393	\$ 4,054,516	\$ 0	\$ 908,895	\$ 114,337	\$ 78,477	\$ 2,700,455	\$ 24,154	\$ (5,077)	\$ 0	\$ 389,620	\$ (20,281)	\$ (17,660)	23
24	Federal Interest Expense	\$ (9,646,362)	\$ (6,118,392)	\$ 0	\$ (325,190)	\$ (7,965)	\$ (13,897)	\$ (949,971)	\$ (38,002)	\$ (1,959)	\$ 0	\$ (92,872)	\$ (93,816)	\$ (2,296)	24
25	Federal Taxable Income	\$ (1,538,069)	\$ (4,063,877)	\$ 0	\$ 580,644	\$ 106,372	\$ 64,580	\$ 1,750,484	\$ (13,848)	\$ (7,037)	\$ 0	\$ 276,747	\$ (214,078)	\$ (19,956)	25
26	Federal Income Taxes	\$ (323,393)	\$ (853,414)	\$ 0	\$ 121,935	\$ 22,338	\$ 13,562	\$ 387,602	\$ (2,908)	\$ (1,478)	\$ 0	\$ 58,117	\$ (44,956)	\$ (4,191)	26
27	Investment Tax Credit (I.T.C.)	\$ 0	\$ 0	\$ 0	\$ 0	\$ 0	\$ 0	\$ 0	\$ 0	\$ 0	\$ 0	\$ 0	\$ 0	\$ 0	27
28	Federal Deferred Provision	\$ 0	\$ 0	\$ 0	\$ 0	\$ 0	\$ 0	\$ 0	\$ 0	\$ 0	\$ 0	\$ 0	\$ 0	\$ 0	28
29	Total Federal Income Tax	\$ (323,393)	\$ (853,414)	\$ 0	\$ 121,935	\$ 22,338	\$ 13,562	\$ 387,602	\$ (2,908)	\$ (1,478)	\$ 0	\$ 58,117	\$ (44,956)	\$ (4,191)	29
30	Excess Deferred Amortization	\$ (512,495)	\$ (431,227)	\$ 0	\$ (17,486)	\$ (423)	\$ (738)	\$ (60,460)	\$ (2,019)	\$ (104)	\$ 0	\$ (4,933)	\$ (4,983)	\$ (122)	30
31	Total Net Income	\$ 8,944,282	\$ 5,339,157	\$ 0	\$ 805,385	\$ 92,422	\$ 65,653	\$ 2,383,313	\$ 29,081	\$ (3,496)	\$ 0	\$ 316,436	\$ (70,322)	\$ (13,347)	31
32	Rate of Return on Rate Base	1.92%	1.36%	0.00%	5.08%	23.99%	9.77%	5.19%	1.58%	3.69%	0.00%	7.04%	1.55%	(12.02)%	32



**SOUTHWEST GAS CORPORATION**  
**SOUTHERN CALIFORNIA RATE JURISDICTION**  
**CLASS COST OF SERVICE STUDY SUMMARY - CLASS REVENUE AT SYSTEM AVERAGE RATE OF RETURN**  
**TEST YEAR TWELVE MONTHS ENDED DECEMBER 31, 2026**

Line	Description	Total Amount	Residential	Resident AC	Secondary	Multi-Family	Multi-Fam Sub	Core General	NGV	Gas Engine	LUZ	Small Electric	Noncore	Resale	Line
	(a)	(b)	(c)	(d)	(e)	(f)	(g)	(h)	(i)	(j)	(k)	(l)	(m)	(n)	
1	<u>Rate Base</u>														
2	Total Direct Net Plant	\$ 475,503,081	\$ 400,101,133	\$ 0	\$ 16,223,577	\$ 392,530	\$ 684,897	\$ 46,817,711	\$ 1,872,869	\$ 96,563	\$ 0	\$ 4,577,060	\$ 4,623,574	\$ 113,167	1
3	Total System Allocable Net Plant	\$ 23,317,062	\$ 19,619,606	\$ 0	\$ 795,549	\$ 19,248	\$ 33,585	\$ 2,295,782	\$ 91,839	\$ 4,735	\$ 0	\$ 224,444	\$ 226,724	\$ 5,949	2
4	Cash Working Capital	\$ 27,651,338	\$ 23,266,533	\$ 0	\$ 943,429	\$ 22,826	\$ 39,528	\$ 2,722,532	\$ 108,911	\$ 5,615	\$ 0	\$ 266,164	\$ 268,869	\$ 6,581	3
5	Incremental Cash Working Capital Adj	\$ 665,709	\$ 560,146	\$ 0	\$ 22,713	\$ 550	\$ 959	\$ 65,545	\$ 2,622	\$ 135	\$ 0	\$ 6,408	\$ 6,473	\$ 198	4
6	Materials & Supplies	\$ 5,805,572	\$ 4,884,965	\$ 0	\$ 198,079	\$ 4,793	\$ 8,362	\$ 571,613	\$ 22,866	\$ 1,179	\$ 0	\$ 55,883	\$ 56,473	\$ 1,382	5
7	Other Debits and Credits	\$ 0	\$ 0	\$ 0	\$ 0	\$ 0	\$ 0	\$ 0	\$ 0	\$ 0	\$ 0	\$ 0	\$ 0	\$ 0	6
8	Customer Deposits	\$ (300,564)	\$ (283,044)	\$ 0	\$ (990)	\$ 0	\$ (9)	\$ (6,521)	\$ 0	\$ 0	\$ 0	\$ 0	\$ 0	\$ 0	7
9	Deferred Taxes	\$ (65,547,367)	\$ (65,153,325)	\$ 0	\$ (2,236,395)	\$ (54,110)	\$ (94,412)	\$ (6,453,749)	\$ (258,172)	\$ (13,311)	\$ 0	\$ (630,941)	\$ (637,353)	\$ (15,600)	8
9	Total Rate Base	\$ 467,094,832	\$ 392,986,063	\$ 0	\$ 15,945,963	\$ 385,837	\$ 673,211	\$ 46,012,913	\$ 1,840,936	\$ 94,917	\$ 0	\$ 4,489,018	\$ 4,544,739	\$ 111,237	9
10	Revenue	\$ 128,331,263	\$ 108,906,394	\$ 0	\$ 4,556,969	\$ 96,243	\$ 160,957	\$ 11,654,100	\$ 429,216	\$ 24,331	\$ 0	\$ 1,314,980	\$ 1,149,159	\$ 38,918	10
11	Special Contracts	\$ 3,691	\$ 3,132	\$ 0	\$ 131	\$ 0	\$ 5	\$ 335	\$ 12	\$ 1	\$ 335	\$ 38	\$ 33	\$ 0	11
12	Other Revenue - Labor	\$ 259	\$ 220	\$ 0	\$ 9	\$ 0	\$ 0	\$ 24	\$ 1	\$ 0	\$ 0	\$ 3	\$ 2	\$ 0	12
13	Other Revenue - Parts & Material	\$ 51	\$ 43	\$ 0	\$ 2	\$ 0	\$ 0	\$ 5	\$ 0	\$ 0	\$ 0	\$ 1	\$ 0	\$ 0	13
14	Other Revenue - Returned Item Fee	\$ 159,382	\$ 155,827	\$ 0	\$ 823	\$ 0	\$ 16	\$ 2,717	\$ 0	\$ 0	\$ 0	\$ 0	\$ 0	\$ 0	14
15	Other Revenue - Rental Gas Property	\$ 0	\$ 0	\$ 0	\$ 0	\$ 0	\$ 0	\$ 0	\$ 0	\$ 0	\$ 0	\$ 0	\$ 0	\$ 0	15
16	Late Charges	\$ 1,009,422	\$ 937,496	\$ 0	\$ 9,481	\$ 0	\$ 565	\$ 61,836	\$ 0	\$ 15	\$ 0	\$ 30	\$ 0	\$ 0	16
17	Service Establishment Charges	\$ 576,353	\$ 561,934	\$ 0	\$ 1,898	\$ 0	\$ 17	\$ 12,504	\$ 0	\$ 0	\$ 0	\$ 0	\$ 0	\$ 0	17
18	Reconnect / Reread Charges	\$ 35,418	\$ 34,532	\$ 0	\$ 117	\$ 0	\$ 1	\$ 768	\$ 0	\$ 0	\$ 0	\$ 0	\$ 0	\$ 0	18
19	Total Revenue	\$ 130,115,840	\$ 110,599,570	\$ 0	\$ 4,566,429	\$ 96,243	\$ 161,561	\$ 11,732,289	\$ 429,230	\$ 24,346	\$ 0	\$ 1,315,051	\$ 1,149,195	\$ 38,919	19
20	Operating Deductions														
21	Operations & Maintenance Exps	\$ (26,877,829)	\$ (23,277,559)	\$ 0	\$ (990,175)	\$ (15,298)	\$ (23,359)	\$ (2,008,569)	\$ (57,125)	\$ (4,270)	\$ 0	\$ (295,739)	\$ (194,549)	\$ (11,186)	20
22	Uncollectibles Adjustment Deficiency	\$ (225,613)	\$ (207,915)	\$ 0	\$ (9,063)	\$ (27)	\$ (25)	\$ (9,120)	\$ (11)	\$ (11)	\$ 0	\$ (26)	\$ (11)	\$ (1)	21
23	Administrative & General Exps	\$ (18,361,507)	\$ (15,919,574)	\$ 0	\$ (77,183)	\$ (10,462)	\$ (15,975)	\$ (1,373,665)	\$ (39,068)	\$ (2,920)	\$ 0	\$ (202,257)	\$ (133,062)	\$ (7,660)	22
24	Regulatory Amortization	\$ (15,141,727)	\$ (4,326,366)	\$ 0	\$ (175,429)	\$ (4,245)	\$ (7,406)	\$ (506,251)	\$ (20,232)	\$ (1,044)	\$ 0	\$ (49,493)	\$ (49,986)	\$ (1,224)	23
25	Depreciation Expenses	\$ (25,398,465)	\$ (21,370,954)	\$ 0	\$ (666,564)	\$ (20,967)	\$ (36,583)	\$ (2,500,716)	\$ (100,037)	\$ (5,198)	\$ 0	\$ (244,479)	\$ (246,963)	\$ (6,045)	24
26	Incremental Franchise Tax Adj	\$ (489,608)	\$ (384,092)	\$ 0	\$ (20,550)	\$ (952)	\$ (935)	\$ (62,040)	\$ (1,413)	\$ (48)	\$ 0	\$ (6,608)	\$ (2,927)	\$ (44)	25
27	Taxes other than Income	\$ (7,856,973)	\$ (6,611,069)	\$ 0	\$ (266,070)	\$ (6,466)	\$ (11,317)	\$ (773,592)	\$ (30,946)	\$ (1,596)	\$ 0	\$ (75,629)	\$ (76,388)	\$ (1,870)	26
27	Total Operating Deductions	\$ (84,352,222)	\$ (72,097,151)	\$ 0	\$ (3,007,035)	\$ (58,436)	\$ (95,590)	\$ (7,223,953)	\$ (248,853)	\$ (15,046)	\$ 0	\$ (874,232)	\$ (703,896)	\$ (28,020)	27
28	State Income Tax	\$ 45,763,618	\$ 38,502,428	\$ 0	\$ 1,562,394	\$ 37,805	\$ 65,962	\$ 4,508,336	\$ 180,377	\$ 9,300	\$ 0	\$ 440,819	\$ 445,299	\$ 10,899	28
29	Taxable Income before Interest Exp	\$ (9,662,132)	\$ (8,129,979)	\$ 0	\$ (329,660)	\$ (7,976)	\$ (13,917)	\$ (951,327)	\$ (38,056)	\$ (1,962)	\$ 0	\$ (83,005)	\$ (93,950)	\$ (2,300)	29
30	State Interest Expenses	\$ 36,101,485	\$ 30,372,449	\$ 0	\$ 1,232,734	\$ 28,829	\$ 52,045	\$ 3,557,009	\$ 142,321	\$ 7,338	\$ 0	\$ 347,814	\$ 351,349	\$ 8,600	30
31	Total State Taxable Income	\$ 3,191,371	\$ 2,684,924	\$ 0	\$ 108,974	\$ 2,637	\$ 4,801	\$ 314,440	\$ 12,581	\$ 649	\$ 0	\$ 30,747	\$ 31,059	\$ 760	31
32	Federal Income Tax	\$ 42,572,247	\$ 35,817,503	\$ 0	\$ 1,453,421	\$ 35,168	\$ 61,361	\$ 4,193,896	\$ 167,796	\$ 8,651	\$ 0	\$ 410,072	\$ 414,240	\$ 10,139	32
33	Federal Interest Expenses	\$ (9,662,132)	\$ (8,129,979)	\$ 0	\$ (329,660)	\$ (7,976)	\$ (13,917)	\$ (951,327)	\$ (38,056)	\$ (1,962)	\$ 0	\$ (83,005)	\$ (93,950)	\$ (2,300)	33
34	Federal Taxable Income	\$ 32,910,114	\$ 27,687,524	\$ 0	\$ 1,123,761	\$ 27,192	\$ 47,444	\$ 3,242,569	\$ 129,739	\$ 6,689	\$ 0	\$ 317,067	\$ 320,289	\$ 7,839	34
35	Federal Income Tax	\$ 6,911,124	\$ 5,814,380	\$ 0	\$ 235,990	\$ 5,710	\$ 9,963	\$ 680,940	\$ 27,245	\$ 1,405	\$ 0	\$ 66,584	\$ 67,261	\$ 1,646	35
36	Federal Deferred Provision	\$ 0	\$ 0	\$ 0	\$ 0	\$ 0	\$ 0	\$ 0	\$ 0	\$ 0	\$ 0	\$ 0	\$ 0	\$ 0	36
37	Total Federal Income Tax	\$ 6,911,124	\$ 5,814,380	\$ 0	\$ 235,990	\$ 5,710	\$ 9,963	\$ 680,940	\$ 27,245	\$ 1,405	\$ 0	\$ 66,584	\$ 67,261	\$ 1,646	37
38	Excess Deferred Amortization	\$ (512,495)	\$ (431,227)	\$ 0	\$ (17,486)	\$ (423)	\$ (738)	\$ (50,460)	\$ (2,019)	\$ (104)	\$ 0	\$ (4,833)	\$ (4,983)	\$ (122)	38
39	Net Income	\$ 36,173,618	\$ 30,434,350	\$ 0	\$ 1,234,917	\$ 29,881	\$ 52,136	\$ 3,563,416	\$ 142,569	\$ 7,351	\$ 0	\$ 348,421	\$ 351,962	\$ 8,615	39
40	Rate of Return on Rate Base	7.74%	7.74%	0.00%	7.74%	7.74%	7.74%	7.74%	7.74%	7.74%	0.00%	7.74%	7.74%	7.74%	40

**SOUTHWEST GAS CORPORATION**  
**SOUTHERN CALIFORNIA RATE JURISDICTION**  
**CLASS COST OF SERVICE STUDY SUMMARY - PROPOSED RATES**  
**TEST YEAR TWELVE MONTHS ENDED DECEMBER 31, 2026**

Line	Description (a)	Total Amount (b)	Residential (c)	Resident AC (d)	Secondary (e)	Multi-Family (f)	Multif-Fam Sub (g)	Core General (h)	NGV (i)	Gas Engine (j)	LUZ (k)	Small Electric (l)	Noncore (m)	Resale (n)	Line
1	<u>Rate Base</u>														
2	Total Direct Net Plant	\$ 475,003,081	\$ 400,101,133	\$ 0	\$ 16,223,577	\$ 392,530	\$ 684,897	\$ 46,817,711	\$ 1,872,869	\$ 96,563	\$ 0	\$ 4,577,060	\$ 4,623,574	\$ 113,167	1
3	Total System Allocable Net Plant	\$ 23,317,062	\$ 19,619,606	\$ 0	\$ 795,549	\$ 19,248	\$ 33,585	\$ 2,295,782	\$ 91,839	\$ 4,735	\$ 0	\$ 224,444	\$ 226,724	\$ 5,949	2
4	Cash Working Capital	\$ 27,651,398	\$ 23,266,593	\$ 0	\$ 943,429	\$ 22,826	\$ 39,528	\$ 2,722,532	\$ 108,911	\$ 5,615	\$ 0	\$ 266,164	\$ 268,869	\$ 6,581	3
5	Incremental Cash Working Capital Adj	\$ 665,709	\$ 560,146	\$ 0	\$ 22,713	\$ 450	\$ 959	\$ 65,545	\$ 2,622	\$ 135	\$ 0	\$ 6,408	\$ 6,473	\$ 198	4
6	Materials & Supplies	\$ 5,805,572	\$ 4,884,965	\$ 0	\$ 198,079	\$ 4,933	\$ 8,362	\$ 571,613	\$ 22,866	\$ 1,179	\$ 0	\$ 55,883	\$ 56,451	\$ 1,382	5
7	Other Debits and Credits	\$ 0	\$ 0	\$ 0	\$ 0	\$ 0	\$ 0	\$ 0	\$ 0	\$ 0	\$ 0	\$ 0	\$ 0	\$ 0	6
8	Customer Advances	\$ (300,564)	\$ (283,044)	\$ 0	\$ (990)	\$ 0	\$ (9)	\$ (6,521)	\$ 0	\$ 0	\$ 0	\$ 0	\$ 0	\$ 0	7
9	Deferred Taxes	\$ (65,547,367)	\$ (65,153,325)	\$ 0	\$ (2,236,395)	\$ (54,110)	\$ (94,412)	\$ (6,453,749)	\$ (258,172)	\$ (13,311)	\$ 0	\$ (630,941)	\$ (637,353)	\$ (15,600)	8
9	Total Rate Base	\$ 467,094,832	\$ 392,986,063	\$ 0	\$ 15,945,963	\$ 385,837	\$ 673,211	\$ 46,012,913	\$ 1,840,936	\$ 94,917	\$ 0	\$ 4,489,018	\$ 4,544,739	\$ 111,237	9
10	Revenue	\$ 128,331,262	\$ 106,325,780	\$ 0	\$ 5,219,507	\$ 277,339	\$ 275,110	\$ 13,260,385	\$ 402,306	\$ 15,137	\$ 0	\$ 1,621,875	\$ 920,055	\$ 13,768	10
11	Special Contracts	\$ 3,691	\$ 3,132	\$ 0	\$ 131	\$ 3	\$ 5	\$ 335	\$ 12	\$ 1	\$ 335	\$ 38	\$ 33	\$ 1	11
12	Other Revenue - Labor	\$ 259	\$ 212	\$ 0	\$ 11	\$ 1	\$ 1	\$ 29	\$ 1	\$ 0	\$ 29	\$ 4	\$ 2	\$ 0	12
13	Other Revenue - Parts & Material	\$ 51	\$ 42	\$ 0	\$ 2	\$ 0	\$ 0	\$ 6	\$ 0	\$ 0	\$ 0	\$ 1	\$ 0	\$ 0	13
14	Other Revenue - Returned Item Fee	\$ 159,382	\$ 155,827	\$ 0	\$ 823	\$ 0	\$ 16	\$ 2,717	\$ 0	\$ 0	\$ 0	\$ 0	\$ 0	\$ 0	14
15	Other Revenue - Rental Gas Property	\$ 0	\$ 0	\$ 0	\$ 0	\$ 0	\$ 0	\$ 0	\$ 0	\$ 0	\$ 0	\$ 0	\$ 0	\$ 0	15
16	Late Charges	\$ 1,009,422	\$ 937,496	\$ 0	\$ 9,481	\$ 0	\$ 565	\$ 61,836	\$ 0	\$ 15	\$ 0	\$ 30	\$ 0	\$ 0	16
17	Service Establishment Charges	\$ 576,353	\$ 561,934	\$ 0	\$ 1,898	\$ 0	\$ 17	\$ 12,504	\$ 0	\$ 0	\$ 0	\$ 0	\$ 0	\$ 0	17
18	Reconnect / Reread Charges	\$ 35,418	\$ 34,532	\$ 0	\$ 117	\$ 0	\$ 1	\$ 768	\$ 0	\$ 0	\$ 0	\$ 0	\$ 0	\$ 0	18
19	Total Revenue	\$ 130,115,839	\$ 108,018,955	\$ 0	\$ 5,231,970	\$ 277,342	\$ 275,714	\$ 13,338,580	\$ 402,319	\$ 15,153	\$ 0	\$ 1,621,947	\$ 920,090	\$ 13,769	19
20	Operating Deductions														
21	Operations & Maintenance Exps	\$ (26,877,829)	\$ (23,277,559)	\$ 0	\$ (990,175)	\$ (15,298)	\$ (23,359)	\$ (2,008,569)	\$ (57,125)	\$ (4,270)	\$ 0	\$ (295,739)	\$ (194,549)	\$ (11,186)	20
22	Incremental Uncollectible Expense Adj	\$ (225,613)	\$ (207,915)	\$ 0	\$ (9,063)	\$ (27)	\$ (25)	\$ (9,120)	\$ (11)	\$ (11)	\$ 0	\$ 0	\$ (11)	\$ (1)	21
23	Administrative & General Exps	\$ (18,361,507)	\$ (15,919,574)	\$ 0	\$ (717,183)	\$ (10,462)	\$ (15,975)	\$ (1,373,665)	\$ (39,068)	\$ (2,920)	\$ 0	\$ (202,257)	\$ (133,062)	\$ (7,660)	22
24	Regulatory Amortization	\$ (5,141,727)	\$ (4,326,366)	\$ 0	\$ (175,429)	\$ (4,245)	\$ (7,406)	\$ (506,251)	\$ (20,232)	\$ (1,044)	\$ 0	\$ (49,493)	\$ (49,986)	\$ (1,224)	23
25	Depreciation Expenses	\$ (25,398,465)	\$ (21,370,954)	\$ 0	\$ (666,564)	\$ (20,967)	\$ (36,583)	\$ (2,500,716)	\$ (100,037)	\$ (5,198)	\$ 0	\$ (244,479)	\$ (246,963)	\$ (6,045)	24
26	Incremental Franchise Tax Adj	\$ (489,608)	\$ (384,092)	\$ 0	\$ (20,550)	\$ (952)	\$ (935)	\$ (62,040)	\$ (1,413)	\$ (48)	\$ 0	\$ (6,608)	\$ (2,927)	\$ (44)	25
27	Taxes other than Income	\$ (7,856,973)	\$ (6,611,069)	\$ 0	\$ (266,070)	\$ (6,466)	\$ (11,317)	\$ (773,592)	\$ (30,946)	\$ (1,596)	\$ 0	\$ (75,629)	\$ (76,398)	\$ (1,870)	26
27	Total Operating Deductions	\$ (84,352,222)	\$ (72,097,151)	\$ 0	\$ (3,007,035)	\$ (58,436)	\$ (95,590)	\$ (7,223,953)	\$ (248,853)	\$ (15,046)	\$ 0	\$ (874,232)	\$ (703,896)	\$ (28,020)	27
28	State Income Tax	\$ 45,763,617	\$ 35,921,804	\$ 0	\$ 2,224,935	\$ 218,907	\$ 180,115	\$ 6,114,627	\$ 153,466	\$ 106	\$ 0	\$ 747,715	\$ 216,194	\$ (14,251)	28
29	State Interest Expenses	\$ (9,662,132)	\$ (8,129,979)	\$ 0	\$ (329,660)	\$ (7,976)	\$ (13,917)	\$ (951,327)	\$ (38,056)	\$ (1,962)	\$ 0	\$ (83,005)	\$ (93,950)	\$ (2,300)	29
30	Total State Taxable Income	\$ 36,101,484	\$ 27,791,825	\$ 0	\$ 1,895,275	\$ 210,930	\$ 166,198	\$ 5,163,300	\$ 115,410	\$ (1,850)	\$ 0	\$ 654,710	\$ 122,244	\$ (16,550)	30
31	Total State Income Tax	\$ 3,191,371	\$ 2,456,797	\$ 0	\$ 167,542	\$ 18,546	\$ 14,692	\$ 456,436	\$ 10,202	\$ (164)	\$ 0	\$ 57,876	\$ 10,806	\$ (1,463)	31
32	Federal Income Tax	\$ 42,572,246	\$ 33,465,007	\$ 0	\$ 2,057,392	\$ 200,260	\$ 165,423	\$ 5,658,191	\$ 143,264	\$ 270	\$ 0	\$ 689,838	\$ 205,388	\$ (12,788)	32
33	Federal Interest Expenses	\$ (9,662,132)	\$ (8,129,979)	\$ 0	\$ (329,660)	\$ (7,976)	\$ (13,917)	\$ (951,327)	\$ (38,056)	\$ (1,962)	\$ 0	\$ (83,005)	\$ (93,950)	\$ (2,300)	33
34	Federal Taxable Income	\$ 32,910,113	\$ 25,335,027	\$ 0	\$ 1,727,732	\$ 192,284	\$ 151,506	\$ 4,710,864	\$ 105,208	\$ (1,692)	\$ 0	\$ 596,833	\$ 111,437	\$ (15,087)	34
35	Federal Income Tax	\$ 6,911,124	\$ 5,320,356	\$ 0	\$ 362,824	\$ 40,380	\$ 31,816	\$ 988,441	\$ 22,094	\$ (355)	\$ 0	\$ 125,335	\$ 23,402	\$ (3,168)	35
36	Federal Deferred Provision	\$ 0	\$ 0	\$ 0	\$ 0	\$ 0	\$ 0	\$ 0	\$ 0	\$ 0	\$ 0	\$ 0	\$ 0	\$ 0	36
37	Total Federal Income Tax	\$ 6,911,124	\$ 5,320,356	\$ 0	\$ 362,824	\$ 40,380	\$ 31,816	\$ 988,441	\$ 22,094	\$ (355)	\$ 0	\$ 125,335	\$ 23,402	\$ (3,168)	37
38	Excess Deferred Amortization	\$ (512,495)	\$ (431,227)	\$ 0	\$ (17,486)	\$ (423)	\$ (738)	\$ (50,460)	\$ (2,019)	\$ (104)	\$ 0	\$ (4,933)	\$ (4,983)	\$ (122)	38
39	Net Income	\$ 36,173,617	\$ 28,575,878	\$ 0	\$ 1,712,054	\$ 160,304	\$ 134,345	\$ 4,720,209	\$ 123,189	\$ 730	\$ 0	\$ 569,437	\$ 186,969	\$ (9,497)	39
40	Rate of Return on Rate Base	7.74%	7.27%	0.00%	10.74%	41.55%	19.95%	10.26%	6.69%	0.77%	0.00%	12.66%	4.11%	-5.54%	40

**CHAPTER 20**  
**Present and Proposed Rates**

**Company Witness:**  
**A. Brooks Congdon**

**SOUTHWEST GAS CORPORATION  
SOUTHERN CALIFORNIA  
CHAPTER 20  
DEVELOPMENT OF PROPOSED RATES**

This chapter sets forth the development of Southwest Gas' proposed rate design. Southwest Gas utilized the results of its embedded customer class cost of service study set forth in Chapter 19 as a guide to allocate its proposed test year margin of \$130,115,665 among customer classes. A cap of two (2) times the system average percentage change in margin revenue was employed to mitigate revenue increases among classes.

Southwest Gas proposes to adjust its daily baseline allowances to provide 60 percent of customers' Summer natural gas use and 70 percent of customer' Winter Off-Peak and Winter Peak natural gas use at the proposed baseline rate per therm.

Southwest Gas is not proposing to change any of its monthly Basic Service Charges.

Southwest Gas proposes to continue setting the difference between Baseline and Tier II rates at the average basic service charge rate per therm. Southwest Gas proposes to adjust the per therm rate applicable to each schedule as needed to recover the proposed customer class revenue requirement.

**SOUTHWEST GAS CORPORATION**  
**SOUTHERN CALIFORNIA RATE JURISDICTION**  
**COMPARISON OF PRESENT AND PROPOSED MARGIN AND REVENUES BY CLASS**  
**TEST YEAR TWELVE MONTHS ENDED DECEMBER 31, 2026**

Line No.	Description (a)	Schedule No. (b)	Margin Revenues			Total Revenues			Line No.		
			Currently Effective [1] (c)	Proposed [2] (d)	Increase / (Decrease) Dollars (e)	Percent (f)	Currently Effective [1] (g)	Proposed [2] (h)		Increase / (Decrease) Dollars (i)	Percent (j)
1	Primary Residential Gas Service	GS-10/ GS-12	\$ 10,208,326	\$ 10,208,326	\$ 0	0.00%	\$ 10,208,326	\$ 10,208,326	\$ 0	0.00%	1
2	Basic Service Charge		\$ 38,478,872	\$ 63,291,504	\$ 24,812,632	64.48%	\$ 61,601,460	\$ 87,526,275	\$ 25,924,815	42.08%	2
3	Commodity		\$ 24,785,716	\$ 32,825,950	\$ 8,040,234	32.44%	\$ 36,764,527	\$ 43,692,578	\$ 6,928,051	18.84%	3
4	Tier II		\$ 73,472,914	\$ 106,325,780	\$ 32,852,866	44.71%	\$ 108,574,313	\$ 141,427,179	\$ 32,852,866	30.26%	4
5	Total Primary Residential Gas Service										
5	Residential Air Conditioning Gas Service	GS-11	\$ 0	\$ 0	\$ 0	0.00%	\$ 0	\$ 0	\$ 0	0.00%	5
6	Basic Service Charge		\$ 0	\$ 0	\$ 0	0.00%	\$ 0	\$ 0	\$ 0	0.00%	6
7	Commodity		\$ 0	\$ 0	\$ 0	0.00%	\$ 0	\$ 0	\$ 0	0.00%	7
8	Tier II		\$ 0	\$ 0	\$ 0	0.00%	\$ 0	\$ 0	\$ 0	0.00%	8
9	Air Conditioning		\$ 0	\$ 0	\$ 0	0.00%	\$ 0	\$ 0	\$ 0	0.00%	9
9	Total Residential Air Conditioning Gas Service										
10	Secondary Residential Gas Service	GS-15	\$ 465,246	\$ 465,246	\$ 0	0.00%	\$ 465,246	\$ 465,246	\$ 0	0.00%	10
11	Basic Service Charge		\$ 3,465,823	\$ 4,754,261	\$ 1,288,438	37.18%	\$ 4,785,830	\$ 6,074,268	\$ 1,288,438	26.92%	11
12	Commodity Charge		\$ 3,931,069	\$ 5,219,507	\$ 1,288,438	32.78%	\$ 5,251,076	\$ 6,539,514	\$ 1,288,438	24.54%	12
12	All Usage										
12	Total Secondary Residential Gas Service										
13	Total Residential Gas Service		\$ 77,403,983	\$ 111,545,287	\$ 34,141,304	44.11%	\$ 113,825,389	\$ 147,966,693	\$ 34,141,304	29.99%	13
14	Multi-Family Master Metered Gas Service	GS-20	\$ 5,700	\$ 5,700	\$ 0	0.00%	\$ 5,700	\$ 5,700	\$ 0	0.00%	14
15	Basic Service Charge		\$ 127,284	\$ 198,616	\$ 71,332	56.04%	\$ 203,771	\$ 274,667	\$ 70,896	34.79%	15
16	Commodity		\$ 49,117	\$ 73,023	\$ 23,906	48.67%	\$ 72,854	\$ 97,197	\$ 24,343	33.41%	16
16	Tier II		\$ 182,101	\$ 277,339	\$ 95,238	52.30%	\$ 282,325	\$ 377,564	\$ 95,239	33.73%	17
17	Total Multi-Family Master Metered Gas Service										
18	Multi-Family Master Metered Gas Service - Submetered	GS-25	\$ 5,400	\$ 5,400	\$ 0	0.00%	\$ 5,400	\$ 5,400	\$ 0	0.00%	18
19	Basic Service Charge		\$ (125,808)	\$ (198,537)	\$ (72,729)	57.81%	\$ (125,808)	\$ (198,537)	\$ (72,729)	57.81%	19
20	Commodity		\$ 293,339	\$ 464,389	\$ 171,050	58.31%	\$ 469,611	\$ 642,207	\$ 172,596	36.75%	20
21	Submeter Discount		\$ 5,841	\$ 3,858	\$ (1,983)	(33.95%)	\$ 8,664	\$ 5,135	\$ (3,529)	(40.73%)	21
21	Baseline		\$ 1,015,404	\$ 1,384,402	\$ 368,998	36.34%	\$ 3,637,927	\$ 4,006,925	\$ 368,998	10.14%	22
22	Tier II		\$ 178,772	\$ 275,110	\$ 96,338	53.89%	\$ 357,867	\$ 454,205	\$ 96,338	26.92%	22
22	Total Multi-Family Submetered										
23	Total Multi-Family Master Metered & Submetered		\$ 360,873	\$ 552,449	\$ 191,576	53.09%	\$ 640,192	\$ 831,769	\$ 191,577	29.92%	23
24	Core General Gas Service	GS-35/ GS-40	\$ 858,253	\$ 858,253	\$ 0	0.00%	\$ 858,253	\$ 858,253	\$ 0	0.00%	24
25	Basic Service Charge		\$ 0	\$ 0	\$ 0	0.00%	\$ 0	\$ 0	\$ 0	0.00%	25
26	Transportation Service Charge		\$ 2,663,318	\$ 3,631,167	\$ 967,849	36.34%	\$ 4,481,486	\$ 5,449,335	\$ 967,849	21.60%	26
27	Commodity Charge		\$ 3,459,449	\$ 4,716,612	\$ 1,257,163	36.34%	\$ 6,716,155	\$ 7,973,318	\$ 1,257,163	18.72%	27
28	First 100		\$ 1,958,304	\$ 2,669,951	\$ 711,647	36.34%	\$ 4,603,877	\$ 5,315,524	\$ 711,647	15.46%	28
28	Next 500		\$ 1,015,404	\$ 1,384,402	\$ 368,998	36.34%	\$ 3,637,927	\$ 4,006,925	\$ 368,998	10.14%	29
29	Over 3000		\$ 9,954,728	\$ 13,260,385	\$ 3,305,657	33.21%	\$ 20,297,698	\$ 23,603,355	\$ 3,305,657	16.29%	30
30	Total Core General Gas Service										

**SOUTHWEST GAS CORPORATION**  
**SOUTHERN CALIFORNIA RATE JURISDICTION**  
**COMPARISON OF PRESENT AND PROPOSED MARGIN AND REVENUES BY CLASS**  
**TEST YEAR TWELVE MONTHS ENDED DECEMBER 31, 2026**

Line No.	Description (a)	Schedule No. (b)	Margin Revenues			Total Revenues			Line No.		
			Currently Effective [1] (c)	Proposed [2] (d)	Increase / (Decrease) Dollars (e)	Percent (f)	Currently Effective [1] (g)	Proposed [2] (h)		Increase / (Decrease) Dollars (i)	Percent (j)
31	Core Natural Gas Service for Motor Vehicles	GS-50	\$ 2,400	\$ 2,400	\$ 0	0.00%	\$ 2,400	\$ 2,400	\$ 0	0.00%	31
	Basic Service Charge										
	Commodity										
32	All Usage		\$ 267,828	\$ 399,906	\$ 132,078	49.31%	\$ 1,445,062	\$ 1,577,130	\$ 132,078	9.14%	32
33	Total Core Natural Gas Service for Motor Vehicles		\$ 270,228	\$ 402,306	\$ 132,078	48.86%	\$ 1,447,462	\$ 1,579,530	\$ 132,078	9.12%	33
34	Core Internal Combustion Engine Gas Service	GS-60	\$ 2,400	\$ 2,400	\$ 0	0.00%	\$ 2,400	\$ 2,400	\$ 0	0.00%	34
	Basic Service Charge										
	Commodity Charge										
35	All Usage		\$ 6,812	\$ 12,737	\$ 5,925	86.98%	\$ 22,664	\$ 28,589	\$ 5,925	26.14%	35
36	Total Core Internal Combustion Engine Gas Service		\$ 9,212	\$ 15,137	\$ 5,925	64.32%	\$ 25,064	\$ 30,989	\$ 5,925	23.64%	36
37	LUZ Solar Electric Generation Gas Service	GS-LUZ	\$ 0	\$ 0	\$ 0	0.00%	\$ 0	\$ 0	\$ 0	0.00%	37
	Basic Service Charge										
	Commodity										
38	All Usage		\$ 0	\$ 0	\$ 0	0.00%	\$ 0	\$ 0	\$ 0	0.00%	38
39	Total LUZ		\$ 0	\$ 0	\$ 0	0.00%	\$ 0	\$ 0	\$ 0	0.00%	39
40	Core Small Electric Power Generation Gas Service	GS-66	\$ 6,000	\$ 6,000	\$ 0	0.00%	\$ 6,000	\$ 6,000	\$ 0	0.00%	40
	Basic Service Charge										
	Commodity Charge										
41	All Usage		\$ 1,257,967	\$ 1,615,875	\$ 357,908	28.45%	\$ 3,217,819	\$ 3,575,727	\$ 357,908	11.12%	41
42	Total Core Small Electric Power Generation Gas Service		\$ 1,263,967	\$ 1,621,875	\$ 357,908	28.32%	\$ 3,223,819	\$ 3,581,727	\$ 357,908	11.10%	42
43	Noncore General Gas Transportation Service	GS-70	\$ 9,600	\$ 9,600	\$ 0	0.00%	\$ 9,600	\$ 9,600	\$ 0	0.00%	43
	Basic Service Charge										
	Commodity Charge										
44	All Usage		\$ 74,880	\$ 74,880	\$ 0	0.00%	\$ 74,880	\$ 74,880	\$ 0	0.00%	44
45	Total Noncore General Gas Transportation Service		\$ 475,432	\$ 835,575	\$ 360,143	75.75%	\$ 786,489	\$ 1,146,632	\$ 360,143	45.79%	45
46	City of Victorville	GS-VIC	\$ 559,912	\$ 920,055	\$ 360,143	64.32%	\$ 870,969	\$ 1,231,112	\$ 360,143	41.35%	46
	Basic Service Charge										
	Commodity Charge										
47	All Usage		\$ 132	\$ 132	\$ 0	0.00%	\$ 132	\$ 132	\$ 0	0.00%	47
48	Total City of Victorville		\$ 8,247	\$ 4,276	\$ (3,971)	(48.15%)	\$ 13,876	\$ 9,905	\$ (3,971)	(28.62%)	48
49	Total Full Margin Schedules		\$ 8,379	\$ 13,768	\$ 5,389	64.32%	\$ 14,008	\$ 19,397	\$ 5,389	38.47%	49
50	Special Contract Gas Service	G-T	\$ 89,831,282	\$ 128,331,262	\$ 38,499,980	42.86%	\$ 140,344,591	\$ 178,844,572	\$ 38,499,981	27.43%	50
51	Other Operating Revenues		\$ 3,691	\$ 3,691	\$ 0	0.00%	\$ 3,691	\$ 3,691	\$ 0	0.00%	51
52	Total		\$ 1,780,886	\$ 1,780,886	\$ 0	0.00%	\$ 1,780,886	\$ 1,780,886	\$ 0	0.00%	52
53	Total		\$ 91,615,859	\$ 130,115,839	\$ 38,499,980	42.02%	\$ 142,129,168	\$ 180,629,149	\$ 38,499,981	27.09%	53
54	Total		\$ 91,615,859	\$ 130,115,839	\$ 38,499,980	42.02%	\$ 142,129,168	\$ 180,629,149	\$ 38,499,981	27.09%	54

[1] Chapter 20, Sheets 7-8.  
[2] Chapter 20, Sheets 5-6.

**SOUTHWEST GAS CORPORATION**  
**SOUTHERN CALIFORNIA RATE JURISDICTION**  
**PROPORTIONAL COST RESPONSIBILITY METHODOLOGY**  
**TEST YEAR TWELVE MONTHS ENDED DECEMBER 31, 2026**

Line No.	Description (a)	Total (b)	Residential (c)	Resident AC (d)	Secondary Residential (e)	Multi-Family (f)	Multi-Fam Sub (g)	Core General (h)	NGV (i)	Gas Engine (j)	LUZ (k)	Small Electric (l)	Noncore (m)	Resale (n)	Other Revenue (o)	Special (p)	Line No.
1	Allocated Margin Revenue [1]	\$ 130,115,840	\$ 108,906,394	\$ 0	\$ 4,556,969	\$ 96,238	\$ 160,957	\$ 11,654,100	\$ 429,216	\$ 24,331	\$ 0	\$ 1,314,980	\$ 1,148,159	\$ 38,918	\$ 1,780,886	\$ 3,691	1
2	Margin at Present Rates [2]	\$ 91,615,859	\$ 73,472,914	\$ 0	\$ 3,931,069	\$ 182,101	\$ 176,772	\$ 9,954,728	\$ 270,228	\$ 9,212	\$ 0	\$ 1,263,967	\$ 559,912	\$ 8,379	\$ 1,780,886	\$ 3,691	2
3	Difference (Line 1 - Line 2)	\$ 38,499,981															3
4	System Average Percentage Increase (Line 3 / Line 2)	42.02%															4
5	Ratio of Margin at System Return to Margin at Present Rates (Line 1 / Line 2)	1.4202	1.4823	0.0000	1.1592	0.5285	0.9003	1.1707	1.5883	2.6412	0.0000	1.0404	2.0524	4.6447	0.0000	0.0000	5
6	Adjusted Percentage Increase (Line 4 * 2)	59.68%	62.29%	42.02%	48.71%	22.21%	37.84%	49.20%	66.75%	84.05%	42.02%	43.72%	84.05%	84.05%	0.00%	0.00%	6
7	Adjusted Dollar Increase (Line 2 X Line 6)	\$ 53,904,873	\$ 45,766,030	\$ 0	\$ 1,914,987	\$ 40,442	\$ 67,640	\$ 4,897,434	\$ 180,371	\$ 7,742	\$ 0	\$ 552,598	\$ 470,587	\$ 7,042	\$ 0	\$ 0	7
8	Adjusted Margin Requirement (Line 2 + Line 7)	\$ 145,520,732	\$ 119,238,944	\$ 0	\$ 5,846,056	\$ 222,543	\$ 246,412	\$ 14,852,162	\$ 450,599	\$ 16,954	\$ 0	\$ 1,816,565	\$ 1,030,499	\$ 15,421	\$ 1,780,886	\$ 3,691	8
9	(Over) / Under Collection (Line 8 - Line 2 ratio per Line 8)	\$ (15,404,892)	\$ (12,779,408)	\$ 0	\$ (626,550)	\$ (23,851)	\$ (26,409)	\$ (1,591,777)	\$ (48,293)	\$ (1,817)	\$ 0	\$ (194,690)	\$ (110,443)	\$ (1,653)	\$ 0	\$ 0	9
10	Margin Requirement (Greater of Line 9 or 10 + Line 11)	\$ 130,115,840	\$ 106,459,535	\$ 0	\$ 5,219,507	\$ 198,692	\$ 220,002	\$ 13,260,385	\$ 402,306	\$ 15,137	\$ 0	\$ 1,621,875	\$ 920,055	\$ 13,768	\$ 1,780,886	\$ 3,691	10
11	Margin Allocation	\$ 130,115,840	\$ 106,459,535	\$ 0	\$ 5,219,507	\$ 198,692	\$ 220,002	\$ 13,260,385	\$ 402,306	\$ 15,137	\$ 0	\$ 1,621,875	\$ 920,055	\$ 13,768	\$ 1,780,886	\$ 3,691	11
12	Dollar Change From Present Margin	\$ 38,499,981	\$ 32,986,621	\$ 0	\$ 1,288,438	\$ 16,591	\$ 41,230	\$ 3,305,657	\$ 132,078	\$ 5,925	\$ 0	\$ 357,908	\$ 360,143	\$ 5,389	n/a	n/a	12
13	Percent Change From Present Margin	42.02%	44.90%	0.00%	32.78%	9.11%	23.06%	33.21%	48.88%	64.32%	0.00%	28.32%	64.32%	64.32%	n/a	n/a	13
14	Rate of Return at Present Rates	1.92%	1.36%	0.00%	5.06%	23.99%	9.77%	5.19%	1.58%	(3.69%)	0.00%	7.04%	(1.55%)	(12.02%)	n/a	n/a	14
15	Present Rate of Return Indices	1.0	0.7	0.0	2.6	12.5	5.1	2.7	0.8	(1.9)	0.0	3.7	(0.8)	(6.3)	n/a	n/a	15
16	Rate of Return at Proposed Rates	7.74%	7.27%	0.00%	10.74%	41.55%	19.96%	10.26%	6.69%	0.77%	0.00%	12.66%	4.11%	(8.54%)	n/a	n/a	16
17	Proposed Rate of Return Indices	1.0	0.9	0.0	1.4	5.4	2.6	1.3	0.9	0.1	0.0	1.6	0.5	(1.1)	n/a	n/a	17

[1] Chapter 19, Sheet 3.  
[2] Chapter 20, Sheets 7-8.

**SOUTHWEST GAS CORPORATION**  
**SOUTHERN CALIFORNIA RATE JURISDICTION**  
**CALCULATION OF REVENUES BY CLASS AT PROPOSED RATES**  
**TEST YEAR TWELVE MONTHS ENDED DECEMBER 31, 2026**

Line No.	Description (a)	Schedule No. (b)	Forecasted Billing Units		Authorized Margin		Proposed Upstream Charges		Gas Cost		Total Annual Revenues (l)	Total Present Revenue (m)	Dollars (n)	Percent (o)	Line No.
			Number of Bills (c)	Transport Volumes (d)	Sales Volumes (e)	Rates (f)	Revenues (g)	Rates (h)	Revenues (i)	Rates (j)					
1	Primary Residential Gas Service	GS-10/ GS-12	1,775,361			\$ 5.75	\$ 10,208,326				\$ 10,208,326	\$ 10,208,326	\$ 0	0	1
2	Commodity Charge										\$ 15,812,700	\$ 15,812,700	\$ 0	0	2
3	Baseline Quantities			45,841,885		\$ 1.38065	\$ 63,291,504	\$ 0.18372	\$ 8,422,071	\$ 0.34484	\$ 15,812,700	\$ 61,601,460	\$ 25,924,815		3
4	Tier II			20,555,042		\$ 1.59698	\$ 32,825,950	\$ 0.18372	\$ 3,776,372	\$ 0.34484	\$ 7,090,296	\$ 36,784,521	\$ 6,928,051		4
5	Total Primary Residential Gas Service		1,775,361	66,396,927	66,396,927	\$ 106,325,780	\$ 12,196,443				\$ 22,902,956	\$ 108,574,313	\$ 32,852,866	30.26%	
6	Residential Air Conditioning Gas Service	GS-11	0			\$ 5.00	\$ 0				\$ 0	\$ 0	\$ 0	0	5
7	Commodity Charge										\$ 0	\$ 0	\$ 0	0	6
8	Baseline Quantities			0		\$ 1.38065	\$ 0	\$ 0.18372	\$ 0	\$ 0.34484	\$ 0	\$ 0	\$ 0	0	7
9	Tier II			0		\$ 1.59698	\$ 0	\$ 0.18372	\$ 0	\$ 0.34484	\$ 0	\$ 0	\$ 0	0	8
10	Air Conditioning			0		\$ 0.45180	\$ 0	\$ 0.18372	\$ 0	\$ 0.34484	\$ 0	\$ 0	\$ 0	0	9
11	Total Residential Air Conditioning Gas Service		0	0	0	\$ 0	\$ 0				\$ 0	\$ 0	\$ 0	0.00%	
12	Secondary Residential Gas Service	GS-15	77,541			\$ 6.00	\$ 465,246				\$ 465,246	\$ 465,246	\$ 0	0	10
13	Commodity Charge										\$ 6,074,288	\$ 4,785,830	\$ 1,288,438		11
14	Baseline Quantities			2,496,891		\$ 1.90407	\$ 4,754,261	\$ 0.18372	\$ 458,729	\$ 0.34484	\$ 861,278	\$ 5,251,076	\$ 1,288,438	24.54%	12
15	Tier II			2,496,891		\$ 5.219507	\$ 12,857,172				\$ 861,278	\$ 5,251,076	\$ 1,288,438	24.54%	13
16	Total Secondary Residential Gas Service		77,541	2,496,891	2,496,891	\$ 11,545,287	\$ 12,857,172				\$ 23,764,234	\$ 113,825,389	\$ 34,141,304	29.99%	14
17	Total Residential Gas Service		1,852,902	68,893,818	68,893,818						\$ 147,966,693	\$ 113,825,389	\$ 34,141,304	29.99%	15
18	Multi-Family Master Metered Gas Service	GS-20	228			\$ 25.00	\$ 5,700				\$ 5,700	\$ 5,700	\$ 0	0	16
19	Commodity Charge										\$ 274,667	\$ 203,771	\$ 70,896		17
20	Baseline Quantities			143,857		\$ 1.38065	\$ 198,616	\$ 0.18372	\$ 26,429	\$ 0.34484	\$ 49,622	\$ 203,771	\$ 70,896		18
21	Tier II			45,726		\$ 1.59698	\$ 73,023	\$ 0.18372	\$ 8,401	\$ 0.34484	\$ 15,773	\$ 72,854	\$ 24,343		19
22	Total Multi-Family Master Metered Gas Service		228	189,583	189,583	\$ 277,339	\$ 34,830				\$ 65,395	\$ 282,325	\$ 95,239	33.73%	20
23	Multi-Family Master Metered Gas Service - Subme	GS-25	216			\$ 25.00	\$ 5,400				\$ 5,400	\$ 5,400	\$ 0	0	21
24	Commodity Charge										\$ 198,537	\$ 125,808	\$ 72,729		22
25	Baseline Quantities			336,356		\$ 1.38065	\$ 464,389	\$ 0.18372	\$ 61,795	\$ 0.34484	\$ 116,023	\$ 469,611	\$ 172,596		23
26	Tier II			2,416		\$ 1.59698	\$ 3,858	\$ 0.18372	\$ 444	\$ 0.34484	\$ 833	\$ 8,664	\$ 3,529		24
27	Total Multi-Fam Sub		216	338,772	338,772	\$ 275,110	\$ 62,239				\$ 116,856	\$ 357,867	\$ 96,338	26.92%	25
28	Total Multi-Family Master Metered Gas Service		444	528,355	528,355	\$ 552,449	\$ 97,069				\$ 182,251	\$ 640,192	\$ 191,577	29.92%	26
29	Core General Gas Service	GS-35/ GS-40	78,023			\$ 11.00	\$ 858,253				\$ 858,253	\$ 858,253	\$ 0	0	27
30	Commodity Charge										\$ 0	\$ 0	\$ 0	0	28
31	Transportation Service Charge										\$ 0	\$ 0	\$ 0	0	29
32	Commodity Charge										\$ 5,449,335	\$ 4,481,486	\$ 967,849		30
33	First 100			3,439,200		\$ 1.05582	\$ 3,631,167	\$ 0.18372	\$ 631,850	\$ 0.34484	\$ 1,186,318	\$ 4,481,486	\$ 967,849		31
34	Next 500			6,160,303		\$ 0.76565	\$ 4,716,612	\$ 0.18372	\$ 1,131,771	\$ 0.34484	\$ 2,124,935	\$ 7,973,318	\$ 1,257,163		32
35	Next 2400			5,004,298		\$ 0.53353	\$ 2,669,951	\$ 0.18372	\$ 919,390	\$ 0.34484	\$ 1,726,183	\$ 5,315,524	\$ 711,647		33
36	Over 3000			4,980,699		\$ 0.27907	\$ 1,384,402	\$ 0.18372	\$ 911,380	\$ 0.34484	\$ 1,711,143	\$ 4,006,925	\$ 368,998		34
37	Total Core General Gas Service		78,023	19,564,500	19,564,500	\$ 13,260,385	\$ 3,594,391				\$ 6,748,579	\$ 20,297,698	\$ 3,305,657	16.29%	35



**SOUTHWEST GAS CORPORATION**  
**SOUTHERN CALIFORNIA RATE JURISDICTION**  
**CALCULATION OF REVENUES BY CLASS AT PROPOSED RATES**  
**TEST YEAR TWELVE MONTHS ENDED DECEMBER 31, 2026**

Line No.	Description (a)	Schedule No. (b)	Forecasted Billing Units			Authorized Margin			Proposed Upstream Charges			Gas Cost			Total Present Revenue			Line No.
			Number of Bills (c)	Transport (d)	Sales (e)	Rates (f)	Revenues (g)	Rates (h)	Revenues (i)	Rates (j)	Revenues (k)	Total Annual Revenues (l)	Total Present Revenue (m)	Dollars (n)	Percent (o)			
31	Core Natural Gas Service for Motor Vehicles Commodity Charge	GS-50	96	2,226,809	2,226,809	\$ 25.00	\$ 2,400	\$ 409,109	\$ 0.18372	\$ 409,109	\$ 0.34484	\$ 768,115	\$ 2,400	\$ 2,400	\$ 0	31		
32	All Usage		96	2,226,809	2,226,809	\$ 0.17959	\$ 399,906	\$ 409,109	\$ 0.18372	\$ 409,109	\$ 0.34484	\$ 768,115	\$ 1,571,130	\$ 1,445,052	\$ 132,078	32		
33	Total Core Natural Gas Service for Motor Vehicles		96	2,226,809	2,226,809	\$ 0.17959	\$ 402,306	\$ 409,109	\$ 0.18372	\$ 409,109	\$ 0.34484	\$ 768,115	\$ 1,579,550	\$ 1,447,452	\$ 132,078	33		
34	Core Internal Combustion Engine Gas Service Commodity Charge	GS-60	96	29,985	29,985	\$ 25.00	\$ 2,400	\$ 5,509	\$ 0.18372	\$ 5,509	\$ 0.34484	\$ 10,343	\$ 28,589	\$ 22,664	\$ 5,925	34		
35	All Usage		96	29,985	29,985	\$ 0.42479	\$ 12,737	\$ 5,509	\$ 0.18372	\$ 5,509	\$ 0.34484	\$ 10,343	\$ 30,959	\$ 25,064	\$ 5,925	35		
36	Total Core Internal Combustion Engine Gas Service		96	29,985	29,985	\$ 0.42479	\$ 15,137	\$ 5,509	\$ 0.18372	\$ 5,509	\$ 0.34484	\$ 10,343	\$ 30,959	\$ 25,064	\$ 5,925	36		
37	LUZ Solar Electric Generation Gas Service Commodity Charge	GS-LUZ	0	0	0	\$ 0.00	\$ 0	\$ 0	\$ 0.00000	\$ 0	\$ 0.00000	\$ 0	\$ 0	\$ 0	37			
38	All Usage		0	0	0	\$ 0.00000	\$ 0	\$ 0	\$ 0.00000	\$ 0	\$ 0.00000	\$ 0	\$ 0	\$ 0	38			
39	Total LUZ Solar Electric Generation Gas Service		0	0	0	\$ 0.00000	\$ 0	\$ 0	\$ 0.00000	\$ 0	\$ 0.00000	\$ 0	\$ 0	\$ 0	39			
40	Core Small Electric Power Generation Gas Service Commodity Charge	GS-66	240	3,707,206	3,707,206	\$ 25.00	\$ 6,000	\$ 681,088	\$ 0.18372	\$ 681,088	\$ 0.34484	\$ 1,278,764	\$ 6,000	\$ 6,000	\$ 0	40		
41	All Usage		240	3,707,206	3,707,206	\$ 0.43587	\$ 1,615,875	\$ 681,088	\$ 0.18372	\$ 681,088	\$ 0.34484	\$ 1,278,764	\$ 3,575,727	\$ 3,217,819	\$ 357,908	41		
42	Total Core Small Electric Power Generation Gas Service		240	3,707,206	3,707,206	\$ 0.43587	\$ 1,621,875	\$ 681,088	\$ 0.18372	\$ 681,088	\$ 0.34484	\$ 1,278,764	\$ 3,581,727	\$ 3,223,819	\$ 357,908	42		
43	Noncore General Gas Transportation Service Basic Service Charge	GS-70	96	9,600	9,600	\$ 100.00	\$ 9,600	\$ 9,600	\$ 0.00000	\$ 9,600	\$ 0.00000	\$ 9,600	\$ 9,600	\$ 9,600	\$ 0	43		
44	Transportation Service Charge Commodity Charge		96	74,880	74,880	\$ 780.00	\$ 74,880	\$ 74,880	\$ 0.00000	\$ 74,880	\$ 0.00000	\$ 74,880	\$ 74,880	\$ 74,880	\$ 0	44		
45	All Usage		96	3,470,456	3,470,456	\$ 0.24077	\$ 835,575	\$ 311,057	\$ 0.08963	\$ 311,057	\$ 0.00000	\$ 0	\$ 1,146,632	\$ 786,489	\$ 360,143	45		
46	Total Noncore General Gas Transportation Service		96	3,470,456	3,470,456	\$ 0.24077	\$ 920,055	\$ 311,057	\$ 0.08963	\$ 311,057	\$ 0.00000	\$ 0	\$ 1,231,112	\$ 870,969	\$ 360,143	46		
47	City of Victorville Basic Service Charge	GS-VIC	12	132	132	\$ 11.00	\$ 132	\$ 132	\$ 0.00000	\$ 132	\$ 0.00000	\$ 132	\$ 132	\$ 132	\$ 0	47		
48	Transportation Service Charge Commodity Charge		0	9,360	9,360	\$ 780.00	\$ 9,360	\$ 9,360	\$ 0.00000	\$ 9,360	\$ 0.00000	\$ 9,360	\$ 9,360	\$ 9,360	\$ 0	48		
49	All Usage		12	10,649	10,649	\$ 0.40159	\$ 4,276	\$ 1,956	\$ 0.18372	\$ 1,956	\$ 0.34484	\$ 3,673	\$ 9,905	\$ 13,876	\$ (3,971)	49		
50	Total City of Victorville		12	10,649	10,649	\$ 0.40159	\$ 13,768	\$ 1,956	\$ 0.18372	\$ 1,956	\$ 0.34484	\$ 3,673	\$ 19,397	\$ 14,008	\$ 5,389	50		
51	Total All Schedules		1,931,909	96,431,778	94,961,322	\$ 0.17959	\$ 128,331,262	\$ 17,757,351	\$ 0.18372	\$ 17,757,351	\$ 0.34484	\$ 26,007,380	\$ 178,844,572	\$ 140,344,591	\$ 38,499,981	51		
52	Special Contract Gas Service	G-T	12	44,097	0	\$ 3.691	\$ 3,691	\$ 3,691	\$ 0.00000	\$ 3,691	\$ 0.00000	\$ 3,691	\$ 3,691	\$ 3,691	\$ 0	52		
53	Other Operating Revenues					\$ 1,780,886	\$ 1,780,886	\$ 1,780,886	\$ 0.00000	\$ 1,780,886	\$ 0.00000	\$ 1,780,886	\$ 1,780,886	\$ 1,780,886	\$ 0	53		
54	Total Operating Revenue					\$ 130,115,839	\$ 130,115,839	\$ 130,115,839	\$ 0.00000	\$ 130,115,839	\$ 0.00000	\$ 130,115,839	\$ 142,129,168	\$ 142,129,168	\$ 38,499,981	54		
55	Total Revenue Requirement					\$ 130,115,665	\$ 130,115,665	\$ 130,115,665	\$ 0.00000	\$ 130,115,665	\$ 0.00000	\$ 130,115,665	\$ 142,129,168	\$ 142,129,168	\$ 38,499,981	55		
56	Over/Under Recovery					\$ 174	\$ 174	\$ 174	\$ 0.00000	\$ 174	\$ 0.00000	\$ 174	\$ 174	\$ 174	\$ 0	56		

**SOUTHWEST GAS CORPORATION**  
**SOUTHERN CALIFORNIA RATE JURISDICTION**  
**CALCULATION OF TEST YEAR REVENUES INCLUDING FCAM ADJUSTMENT BY CLASS AT CURRENTLY EFFECTIVE RATES**  
**TEST YEAR TWELVE MONTHS ENDED DECEMBER 31, 2026**

Line No.	Description (a)	Schedule No. (b)	Forecasted Billing Units			Margin [1]		Upstream Charges		Gas Cost		Total Annual Revenues (l)	Line No.
			Number of Bills (c)	Transport (d)	Sales (e)	Rates (f)	Revenues (g)	Rates (h)	Revenues (i)	Rates (j)	Revenues (k)		
1	Primary Residential Gas Service	GS-10/ GS-12	1,775,361			\$ 5.75	\$ 10,208,326					\$ 10,208,326	1
2	Basic Service Charge												
3	Commodity												
4	Baseline Quantities			43,738,108		\$ 0.87976	\$ 38,478,872	\$ 0.18372	\$ 8,035,565	\$ 0.34494	\$ 15,087,023	\$ 61,601,460	2
5	Tier II			22,658,819		\$ 1.09387	\$ 24,785,716	\$ 0.18372	\$ 4,162,878	\$ 0.34494	\$ 7,815,933	\$ 36,764,527	3
6	Total Primary Residential Gas Service		1,775,361	66,396,927	66,396,927		\$ 73,472,914		\$ 12,198,443		\$ 22,902,956	\$ 108,574,313	4
7	Residential Air Conditioning Gas Service	GS-11	0			\$ 5.00	\$ 0						5
8	Basic Service Charge												
9	Commodity												
10	Baseline Quantities			0	0	\$ 0.87976	\$ 0	\$ 0.18372	\$ 0	\$ 0.34494	\$ 0	\$ 0	6
11	Tier II			0	0	\$ 1.09387	\$ 0	\$ 0.18372	\$ 0	\$ 0.34494	\$ 0	\$ 0	7
12	Air Conditioning			0	0	\$ 0.45227	\$ 0	\$ 0.18372	\$ 0	\$ 0.34494	\$ 0	\$ 0	8
13	Total Residential Air Conditioning Gas Service		0	0	0		\$ 0		\$ 0		\$ 0	\$ 0	9
14	Secondary Residential Gas Service	GS-15	77,541			\$ 6.00	\$ 465,246					\$ 465,246	10
15	Basic Service Charge												
16	Commodity												
17	All Usage			2,496,891	2,496,891	\$ 1.38806	\$ 3,465,823	\$ 0.18372	\$ 458,729	\$ 0.34494	\$ 861,278	\$ 4,785,830	11
18	Total Secondary Residential Gas Service		77,541	2,496,891	2,496,891		\$ 3,931,068		\$ 458,729		\$ 861,278	\$ 5,251,076	12
19	Total Residential Gas Service		1,852,902	68,893,818	68,893,818		\$ 77,403,983		\$ 12,657,172		\$ 23,764,234	\$ 113,825,389	13
20	Multi-Family Master Metered Gas Service	GS-20	228			\$ 25.00	\$ 5,700					\$ 5,700	14
21	Basic Service Charge												
22	Commodity												
23	Baseline Quantities			144,681	144,681	\$ 0.87976	\$ 127,284	\$ 0.18372	\$ 26,581	\$ 0.34494	\$ 49,906	\$ 203,771	15
24	Tier II			44,902	44,902	\$ 1.09387	\$ 49,117	\$ 0.18372	\$ 8,249	\$ 0.34494	\$ 15,488	\$ 72,854	16
25	Total Multi-Family Master Metered Gas Service		228	189,583	189,583		\$ 182,101		\$ 34,830		\$ 65,394	\$ 282,325	17
26	Multi-Family Master Metered Gas Service - Submetered	GS-25	216			\$ 25.00	\$ 5,400					\$ 5,400	18
27	Basic Service Charge												
28	Submeter Discount per Occupied Space		14,556			\$ (8.64)	\$ (125,808)					\$ (125,808)	19
29	Commodity												
30	Baseline Quantities			333,432	333,432	\$ 0.87976	\$ 293,339	\$ 0.18372	\$ 61,258	\$ 0.34494	\$ 115,014	\$ 469,611	20
31	Tier II			5,340	5,340	\$ 1.09387	\$ 5,841	\$ 0.18372	\$ 981	\$ 0.34494	\$ 1,842	\$ 8,664	21
32	Total Multi-Fam Sub		216	338,772	338,772		\$ 178,772		\$ 62,239		\$ 116,856	\$ 357,867	22
33	Total Multi-Family Master Metered Gas Service		444	528,355	528,355		\$ 360,873		\$ 97,069		\$ 182,250	\$ 640,192	23
34	Core General Gas Service	GS-35/ GS-40	78,023			\$ 11.00	\$ 858,253					\$ 858,253	24
35	Basic Service Charge												
36	Transporation Service Charge						\$ 0					\$ 0	25
37	Commodity												
38	Annual												
39	First 100			3,439,200	3,439,200	\$ 0.77440	\$ 2,663,318	\$ 0.18372	\$ 631,850	\$ 0.34494	\$ 1,186,318	\$ 4,481,486	26
40	Next 500			6,160,303	6,160,303	\$ 0.56157	\$ 3,459,449	\$ 0.18372	\$ 1,131,771	\$ 0.34494	\$ 2,124,935	\$ 6,716,155	27
41	Next 2400			5,004,298	5,004,298	\$ 0.39132	\$ 1,958,304	\$ 0.18372	\$ 919,390	\$ 0.34494	\$ 1,726,183	\$ 4,603,877	28
42	Over 3000			4,960,699	4,960,699	\$ 0.20469	\$ 1,015,404	\$ 0.18372	\$ 911,380	\$ 0.34494	\$ 1,711,143	\$ 3,637,927	29
43	Total Core General		78,023	19,564,500	19,564,500		\$ 9,954,728		\$ 3,594,391		\$ 6,748,579	\$ 20,297,698	30

**SOUTHWEST GAS CORPORATION**  
**SOUTHERN CALIFORNIA RATE JURISDICTION**  
**CALCULATION OF TEST YEAR REVENUES INCLUDING FCAM ADJUSTMENT BY CLASS AT CURRENTLY EFFECTIVE RATES**  
**TEST YEAR TWELVE MONTHS ENDED DECEMBER 31, 2026**

Line No.	Description (a)	Schedule No. (b)	Forecasted Billing Units			Margin [1]		Upstream Charges		Gas Cost		Total Annual Revenues (l)
			Number of Bills (c)	Transport (d)	Volumes (e)	Rates (f)	Revenues (g)	Rates (h)	Revenues (i)	Rates (j)	Revenues (k)	
31	Core Natural Gas Service for Motor Vehicles Basic Service Charge Commodity	GS-50	96			\$ 25.00	\$ 2,400	\$ 0.18372	\$ 409,109	\$ 0.34494	\$ 768,115	\$ 2,400
32	Total Core Natural Gas Service for Motor Vehicles		96	2,226,809	2,226,809	\$ 0.12027	\$ 267,828	\$ 0.18372	\$ 409,109	\$ 0.34494	\$ 768,115	\$ 1,445,052
33			96	2,226,809	2,226,809		\$ 270,228		\$ 409,109		\$ 768,115	\$ 1,447,452
34	Core Internal Combustion Engine Gas Service Commodity	GS-60	96			\$ 25.00	\$ 2,400					\$ 2,400
35	Annual		96	29,985	29,985	\$ 0.22718	\$ 6,812	\$ 0.18372	\$ 5,509	\$ 0.34494	\$ 10,343	\$ 22,664
36	Total Core Internal Combustion Engine Gas Service		96	29,985	29,985		\$ 9,212		\$ 5,509		\$ 10,343	\$ 25,064
37	LUZ Solar Electric Generation Gas Service Commodity	GS-LUZ	0			\$ 0.00	\$ 0					\$ 0
38	Annual		0	0	0	\$ 0.00000	\$ 0	\$ 0.00000	\$ 0	\$ 0.00000	\$ 0	\$ 0
39	Total LUZ		0	0	0		\$ 0		\$ 0		\$ 0	\$ 0
40	Core Small Electric Power Generation Gas Service Commodity	GS-66	240			\$ 25.00	\$ 6,000					\$ 6,000
41	Annual		240	3,707,206	3,707,206	\$ 0.33933	\$ 1,257,967	\$ 0.18372	\$ 681,088	\$ 0.34494	\$ 1,278,764	\$ 3,217,819
42	Total Core Small Electric Power Generation Gas Service		240	3,707,206	3,707,206		\$ 1,263,967		\$ 681,088		\$ 1,278,764	\$ 3,223,819
43	Noncore General Gas Transportation Service Basic Service Charge	GS-70	96			\$ 100.00	\$ 9,600					\$ 9,600
44	Transportation Service Charge Commodity		96			\$ 780.00	\$ 74,880					\$ 74,880
45	Annual		96	3,470,456	3,470,456	\$ 0.13699	\$ 475,432	\$ 0.08963	\$ 311,057	\$ 0.34494	\$ 0	\$ 786,489
46	Total Noncore General Gas Transportation Service		96	3,470,456	3,470,456		\$ 559,912		\$ 311,057		\$ 0	\$ 870,969
47	City of Victorville Basic Service Charge	GS-VIC	12			\$ 11.00	\$ 132	\$ 0.18372				\$ 132
48	Transportation Service Charge Commodity		12			\$ 780.00	\$ 0	\$ 0.18372				\$ 0
49	Annual		12	10,649	10,649	\$ 0.77440	\$ 8,247	\$ 0.18372	\$ 1,956	\$ 0.34494	\$ 3,673	\$ 13,876
50	Total City of Victorville		12	10,649	10,649		\$ 8,379		\$ 1,956		\$ 3,673	\$ 14,008
51	Total All Schedules		1,931,909	98,431,778	94,961,322		\$ 89,831,282		\$ 17,757,351		\$ 32,755,958	\$ 140,344,591
52	Special Contract Gas Service	G-T	12	44,097	0		\$ 3,691					\$ 3,691
53	Other Operating Revenues						\$ 1,780,886					\$ 1,780,886
54	Total Operating Revenue						\$ 91,615,859					\$ 142,129,168
55	Total Revenue Requirement						\$ 130,115,665					\$ 130,115,665
56	Over/Under Recovery						\$ (38,499,806)					\$ (38,499,806)

[1] 2025 Attrition Year margin rates plus 2026 test year FCAM adjustment.

**SOUTHWEST GAS CORPORATION**  
**SOUTHERN CALIFORNIA RATE JURISDICTION**  
**CALCULATION OF TEST YEAR REVENUES BY CLASS AND FCAM ADJUSTMENT AT CURRENTLY EFFECTIVE RATE:**  
**TEST YEAR TWELVE MONTHS ENDED DECEMBER 31, 2026**

Line No.	Description (a)	Schedule No. (b)	Forecasted Billing Units			Margin [1]		Line No.
			Number of Bills (c)	Transport (d)	Sales (e)	Rates (f)	Revenues (g)	
1	Primary Residential Gas Service Basic Service Charge Commodity	GS-10/ GS-12	1,775,361			\$ 5.75	\$ 10,208,326	1
2	Baseline Quantities			43,738,108	43,738,108	\$ 0.94120	\$ 41,166,336	2
3	Tier II			22,658,819	22,658,819	\$ 1.15531	\$ 26,177,975	3
4	Total Primary Residential Gas Service		1,775,361	66,396,927	66,396,927		\$ 77,552,637	4
5	Residential Air Conditioning Gas Service Basic Service Charge Commodity	GS-11	0			\$ 5.00	\$ 0	5
6	Baseline Quantities			0	0	\$ 0.94120	\$ 0	6
7	Tier II			0	0	\$ 1.15531	\$ 0	7
8	Air Conditioning			0	0	\$ 0.51372	\$ 0	8
9	Total Residential Air Conditioning Gas Service		0	0	0		\$ 0	9
10	Secondary Residential Gas Service Basic Service Charge Commodity	GS-15	77,541			\$ 6.00	\$ 465,246	10
11	All Usage			2,496,891	2,496,891	\$ 1.44950	\$ 3,619,243	11
12	Total Secondary Residential Gas Service		77,541	2,496,891	2,496,891		\$ 4,084,489	12
13	Total Residential Gas Service		1,852,902	68,893,818	68,893,818		\$ 81,637,126	13
14	Multi-Family Master Metered Gas Service Basic Service Charge Commodity	GS-20	228			\$ 25.00	\$ 5,700	14
15	Baseline Quantities			144,681	144,681	\$ 0.94120	\$ 136,174	15
16	Tier II			44,902	44,902	\$ 1.15531	\$ 51,876	16
17	Total Multi-Family Master Metered Gas Service		228	189,583	189,583		\$ 193,750	17
18	Multi-Family Master Metered Gas Service - Submetered Basic Service Charge	GS-25	216			\$ 25.00	\$ 5,400	18
19	Submeter Discount per Occupied Space Commodity		14,566			\$ (8.64)	\$ (125,808)	19
20	Baseline Quantities			333,432	333,432	\$ 0.94120	\$ 313,826	20
21	Tier II			5,340	5,340	\$ 1.15531	\$ 6,169	21
22	Total Muti- Fam Sub		216	338,772	338,772		\$ 199,587	22
23	Total Multi-Family Master Metered Gas Service		444	528,355	528,355		\$ 393,337	23
24	Core General Gas Service Basic Service Charge	GS-35/ GS-40	78,023			\$ 11.00	\$ 858,253	24
25	Transporation Service Charge Commodity		-			\$ 780.00	\$ 0	25
26	Annual First 100			3,439,200	3,439,200	\$ 0.83584	\$ 2,874,637	26
27	Next 500			6,160,303	6,160,303	\$ 0.62302	\$ 3,837,965	27
28	Next 2400			5,004,298	5,004,298	\$ 0.45277	\$ 2,265,791	28
29	Over 3000			4,960,699	4,960,699	\$ 0.26613	\$ 1,320,211	29
30	Total Core General		78,023	19,564,500	19,564,500		\$ 11,156,857	30

**SOUTHWEST GAS CORPORATION  
SOUTHERN CALIFORNIA RATE JURISDICTION  
CALCULATION OF TEST YEAR REVENUES BY CLASS AND FCAM ADJUSTMENT AT CURRENTLY EFFECTIVE RATE:  
TEST YEAR TWELVE MONTHS ENDED DECEMBER 31, 2026**

Line No.	Description (a)	Schedule No. (b)	Forecasted Billing Units			Margin [1]		Line No.
			Number of Bills (c)	Transport Volumes (d)	Sales Volumes (e)	Rates (f)	Revenues (g)	
31	Core Natural Gas Service for Motor Vehicles Basic Service Charge	GS-50	96			\$ 25.00	\$ 2,400	31
32	Commodity							
32	Annual			2,226,809	2,226,809	\$ 0.18172	\$ 404,653	32
33	Total Core Natural Gas Service for Motor Vehicles		96	2,226,809	2,226,809		\$ 407,053	33
34	Core Internal Combustion Engine Gas Service Basic Service Charge	GS-60	96			\$ 25.00	\$ 2,400	34
35	Commodity							
35	Annual			29,985	29,985	\$ 0.28862	\$ 8,654	35
36	Total Core Internal Combustion Engine Gas Service		96	29,985	29,985		\$ 11,054	36
37	LUZ Solar Electric Generation Gas Service Basic Service Charge	GS-LUZ	0			\$ 0.00	\$ 0	37
38	Commodity							
38	Annual			0	0	\$ 0.00000	\$ 0	38
39	Total LUZ		0	0	0		\$ 0	39
40	Core Small Electric Power Generation Gas Service Basic Service Charge	GS-66	240			\$ 25.00	\$ 6,000	40
41	Commodity							
41	Annual			3,707,206	3,707,206	\$ 0.40077	\$ 1,485,755	41
42	Total Core Small Electric Power Generation Gas Service		240	3,707,206	3,707,206		\$ 1,491,755	42
43	Noncore General Gas Transportation Service Basic Service Charge	GS-70	96			\$ 100.00	\$ 9,600	43
44	Transportation Service Charge		96			\$ 780.00	\$ 74,880	44
45	Commodity							
45	Annual			3,470,456	0	\$ 0.19844	\$ 688,672	45
46	Total Noncore General Gas Transportation Service		96	3,470,456	0		\$ 773,152	46
47	City of Victorville Basic Service Charge	GS-VIC	12			\$ 11.00	\$ 132	47
48	Transportation Service Charge					\$ 780.00	\$ 0	48
49	Commodity							
49	Annual			10,649	10,649	\$ 0.83584	\$ 8,901	49
50	Total City of Victorville		12	10,649	10,649		\$ 9,033	50
51	Total All Schedules		1,931,909	98,431,778	94,961,322		\$ 95,879,367	51
52	Special Contract Gas Service	G-T	12	44,097	0		\$ 3,691	52
53	Other Operating Revenues						\$ 1,780,886	53
54	Total Operating Margin Revenue						\$ 97,663,944	54
55	Total Authorized Margin Revenue						\$ 91,615,858	55
56	Over/Under Recovery						\$ 6,048,086	56
57	TY FCAM Adjustment Rate						\$ (0.0614)	57

[1] 2025 Attrition Year margin rates.

**SOUTHWEST GAS CORPORATION**  
**SOUTHERN CALIFORNIA RATE JURISDICTION**  
**TYPICAL MONTHLY BILL COMPARISON - PRIMARY RESIDENTIAL GAS SERVICE**  
**TEST YEAR TWELVE MONTHS ENDED DECEMBER 31, 2026**

Line No.	Monthly Therms (a)	Barstow District			Victorville District			Big Bear District			Needles District					
		Present Rates [1] (b)	Proposed Rates [2] (c)	Increase/(Decrease) Dollars (d)	Present Rates [1] (f)	Proposed Rates [2] (g)	Increase/(Decrease) Dollars (h)	Present Rates [1] (i)	Proposed Rates [2] (j)	Increase/(Decrease) Dollars (k)	Present Rates [1] (m)	Proposed Rates [2] (n)	Increase/(Decrease) Dollars (o)			
<b>Winter Comparison</b>																
1	5	\$ 15.09	\$ 17.28	\$ 2.20	14.56%	\$ 17.28	\$ 2.20	14.56%	\$ 15.09	\$ 17.28	\$ 2.20	14.56%	\$ 15.09	\$ 17.28	\$ 2.20	14.56%
2	10	\$ 24.42	\$ 28.82	\$ 4.39	17.99%	\$ 28.82	\$ 4.39	17.99%	\$ 24.42	\$ 28.82	\$ 4.39	17.99%	\$ 24.42	\$ 28.82	\$ 4.39	17.99%
3	25	\$ 52.44	\$ 63.42	\$ 10.99	20.95%	\$ 63.42	\$ 10.99	20.95%	\$ 52.44	\$ 63.42	\$ 10.99	20.95%	\$ 52.44	\$ 63.42	\$ 10.99	20.95%
4	64	\$ 125.27	\$ 154.69	\$ 29.42	23.49%	\$ 153.39	\$ 27.70	22.04%	\$ 125.27	\$ 153.39	\$ 28.12	22.45%	\$ 132.98	\$ 161.18	\$ 28.20	21.20%
5	72	\$ 141.89	\$ 174.88	\$ 32.99	23.25%	\$ 173.58	\$ 31.23	21.94%	\$ 140.21	\$ 171.85	\$ 31.64	22.57%	\$ 149.64	\$ 181.37	\$ 31.73	21.21%
6	88	\$ 175.20	\$ 215.25	\$ 40.05	22.86%	\$ 213.95	\$ 38.30	21.80%	\$ 170.51	\$ 209.63	\$ 39.12	22.94%	\$ 182.94	\$ 221.74	\$ 38.80	21.21%
7	100	\$ 200.18	\$ 245.53	\$ 45.35	22.66%	\$ 244.23	\$ 43.60	21.73%	\$ 195.49	\$ 239.90	\$ 44.42	22.72%	\$ 207.92	\$ 252.02	\$ 44.10	21.21%
<b>Winter Off-Peak Comparison</b>																
8	5	\$ 15.09	\$ 17.28	\$ 2.20	14.56%	\$ 17.28	\$ 2.20	14.56%	\$ 15.09	\$ 17.28	\$ 2.20	14.56%	\$ 15.09	\$ 17.28	\$ 2.20	14.56%
9	10	\$ 24.42	\$ 28.82	\$ 4.39	17.99%	\$ 28.82	\$ 4.39	17.99%	\$ 24.42	\$ 28.82	\$ 4.39	17.99%	\$ 24.42	\$ 28.82	\$ 4.39	17.99%
10	13	\$ 30.03	\$ 35.74	\$ 5.71	19.03%	\$ 35.74	\$ 5.71	19.03%	\$ 30.03	\$ 35.74	\$ 5.71	19.03%	\$ 30.03	\$ 35.74	\$ 5.71	19.03%
11	32	\$ 65.51	\$ 79.57	\$ 14.06	21.47%	\$ 79.57	\$ 14.06	21.47%	\$ 65.51	\$ 79.57	\$ 14.06	21.47%	\$ 68.91	\$ 83.03	\$ 14.12	20.49%
12	39	\$ 79.64	\$ 96.80	\$ 17.16	21.55%	\$ 95.72	\$ 16.92	21.48%	\$ 78.58	\$ 95.72	\$ 17.14	21.81%	\$ 83.48	\$ 100.70	\$ 17.21	20.62%
13	41	\$ 83.81	\$ 101.85	\$ 18.04	21.53%	\$ 100.33	\$ 17.38	20.94%	\$ 82.32	\$ 100.33	\$ 18.02	21.89%	\$ 87.65	\$ 105.74	\$ 18.10	20.65%
14	75	\$ 154.58	\$ 187.64	\$ 33.06	21.39%	\$ 185.48	\$ 31.74	20.65%	\$ 152.43	\$ 184.18	\$ 31.75	20.83%	\$ 158.42	\$ 191.53	\$ 33.11	20.90%
<b>Summer Comparison</b>																
15	5	\$ 15.09	\$ 17.28	\$ 2.20	14.56%	\$ 17.28	\$ 2.20	14.56%	\$ 15.09	\$ 17.28	\$ 2.20	14.56%	\$ 15.09	\$ 17.28	\$ 2.20	14.56%
16	7	\$ 18.82	\$ 21.90	\$ 3.08	16.34%	\$ 21.90	\$ 3.08	16.34%	\$ 18.82	\$ 21.90	\$ 3.08	16.34%	\$ 18.82	\$ 21.90	\$ 3.07	16.33%
17	9	\$ 22.56	\$ 26.51	\$ 3.96	17.53%	\$ 26.51	\$ 3.96	17.53%	\$ 22.56	\$ 26.51	\$ 3.96	17.53%	\$ 22.99	\$ 26.95	\$ 3.96	17.22%
18	13	\$ 30.27	\$ 35.74	\$ 5.47	18.06%	\$ 35.74	\$ 5.47	18.06%	\$ 30.27	\$ 35.74	\$ 5.47	18.06%	\$ 31.31	\$ 37.04	\$ 5.72	18.28%
19	16	\$ 36.52	\$ 43.53	\$ 7.01	19.19%	\$ 43.09	\$ 6.58	18.01%	\$ 36.06	\$ 43.09	\$ 7.03	19.50%	\$ 37.56	\$ 44.61	\$ 7.05	18.77%
20	16	\$ 36.52	\$ 43.53	\$ 7.01	19.19%	\$ 43.09	\$ 6.58	18.01%	\$ 36.06	\$ 43.09	\$ 7.03	19.50%	\$ 37.56	\$ 44.61	\$ 7.05	18.77%
20	25	\$ 55.25	\$ 66.24	\$ 10.98	19.88%	\$ 65.80	\$ 10.55	19.10%	\$ 54.80	\$ 65.80	\$ 11.01	20.09%	\$ 56.29	\$ 67.32	\$ 11.02	19.58%

<b>Present Rates [1]</b>	
Basic Service Charge	\$ 5.75
Charge per Therm	\$ 1.86748
Baseline Quantities	\$ 2.08159
Tier II	
<b>Proposed Rates [2]</b>	
Basic Service Charge	\$ 5.75
Charge per Therm	\$ 2.30693
Baseline Quantities	\$ 2.52326
Tier II	

<b>Winter Baseline</b>		
Present	Proposed	
Barstow 64	58	
Victorville 62	64	
Big Bear 86	84	
Needles 28	28	
<b>Winter Off-Peak Baseline</b>		
Present	Proposed	
Barstow 34	34	
Victorville 38	44	
Big Bear 44	50	
Needles 16	16	
<b>Summer Baseline</b>		
Present	Proposed	
Barstow 12	12	
Victorville 12	14	
Big Bear 14	14	
Needles 7	7	

[1] 2025 Attrition Year margin rates including gas cost and surcharges effective August 1, 2024.  
 [2] Chapter 21, Sheets 13-15.  
 [3] Average Summer and Winter use for Needles.  
 [4] Average Summer and Winter use for Barstow.  
 [5] Average Summer and Winter use for Victorville.  
 [6] Average Summer and Winter use for Big Bear.

**SOUTHWEST GAS CORPORATION**  
**SOUTHERN CALIFORNIA RATE JURISDICTION**  
**TYPICAL MONTHLY BILL COMPARISON - SECONDARY RESIDENTIAL GAS SERVICE**  
**TEST YEAR TWELVE MONTHS ENDED DECEMBER 31, 2026**

Line No.	Monthly Therms	Present Rates [1]		Proposed Rates [2]		Increase / (Decrease)		Line No.
		(a)	(b)	(c)	(d)	(e)	(e)	
1	10		\$ 29.76	\$ 34.30	\$ 4.54	15.26%	1	
2	15		\$ 41.64	\$ 48.46	\$ 6.82	16.38%	2	
3	32	[3]	\$ 82.02	\$ 96.57	\$ 14.55	17.74%	3	
4	50		\$ 124.79	\$ 147.52	\$ 22.73	18.21%	4	
5	100		\$ 243.58	\$ 289.04	\$ 45.46	18.66%	5	
6	150		\$ 362.37	\$ 430.55	\$ 68.18	18.82%	6	

Present Rates [1]

Basic Service Charge	\$ 6.00
Charge per Therm	
All Usage	\$ 2.37578

Proposed Rates [2]

Basic Service Charge	\$ 6.00
Charge per Therm	
All Usage	\$ 2.83035

[1] 2025 Attrition Year margin rates including gas cost and surcharges effective August 1, 2024.

[2] Chapter 21, Sheets 13-15.

[3] Annual average usage.

**SOUTHWEST GAS CORPORATION**  
**SOUTHERN CALIFORNIA RATE JURISDICTION**  
**TYPICAL MONTHLY BILL COMPARISON - CORE GENERAL GAS SERVICE**  
**TEST YEAR TWELVE MONTHS ENDED DECEMBER 31, 2026**

Line No.	Monthly Therms (a)	Present Rates [1] (b)	Proposed Rates [2] (c)	Increase/(Decrease) (e)		Line No.
				Dollars (d)	Percent	
1	163 [3]	\$ 284.84	\$ 315.82	\$ 30.98	10.88%	1
2	288 [4]	\$ 478.64	\$ 527.47	\$ 48.83	10.20%	2
3	387 [5]	\$ 631.70	\$ 694.62	\$ 62.92	9.96%	3
4	600	\$ 961.86	\$ 1,055.17	\$ 93.31	9.70%	4
5	1500	\$ 2,203.00	\$ 2,369.00	\$ 166.00	7.54%	5
6	3000	\$ 4,271.58	\$ 4,558.72	\$ 287.14	6.72%	6
7	4000	\$ 5,463.99	\$ 5,764.07	\$ 300.08	5.49%	7

**Present Rates [1]**

Basic Service Charge	\$ 11.00
Charge per Therm	
First 100	\$ 1.76212
Next 500	\$ 1.54930
Next 2400	\$ 1.37905
Over 3000	\$ 1.19241

**Proposed Rates [2]**

Basic Service Charge	\$ 11.00
Charge per Therm	
First 100	\$ 1.98210
Next 500	\$ 1.69193
Next 2400	\$ 1.45981
Over 3000	\$ 1.20535

[1] 2025 Attrition Year margin rates including gas cost and surcharges effective August 1, 2024.

[2] Chapter 21, Sheets 13-15.

[3] Average summer usage.

[4] Average winter Off-Peak usage.

[5] Average winter usage.



**SOUTHWEST GAS CORPORATION  
SOUTHERN CALIFORNIA RATE JURISDICTION  
CALCULATION OF MASTER METER WITH SUBMETER DISCOUNT PER SPACE  
TEST YEAR TWELVE MONTHS ENDED DECEMBER 31, 2026**

Line No.	Description (a)	Account Number (b)	Totals (c)	Line No.
	<u>Capital Investment</u>			
1	Distribution Services	380	\$ 8,519,709	1
2	Distribution Metering Equipment	381	\$ 2,759,571	2
3	Total Capital Investment		<u>\$11,279,280</u>	3
	<u>Operation and Maintenance Expenses</u>			
4	Meter and House Regulator Expense	878	\$ 1,515,804	4
5	Customer Installation Expenses	879	\$ 5,157,510	5
6	Maintenance of Services	892	\$ 1,273,532	6
7	Maintenance of Meters & House Regulators	893	\$ 534,945	7
8	Total Operation and Maintenance Expenses		<u>\$ 8,481,791</u>	8
	<u>Customer Account Expenses</u>			
9	Supervision of Customer Accounts	901	\$ 311,957	9
10	Meter Reading Expense	902	\$ 147,914	10
11	Customer Records and Collection Expenses	903	\$ 3,933,111	11
12	Uncollectible Expenses	904	\$ 61,065	12
13	Miscellaneous Customer Expenses	905	\$ 0	13
14	Total Supervision of Customer Accounts		<u>\$ 4,454,047</u>	14
15	Total		<u>\$24,215,117</u>	15
16	Total Number of Residential Bills		1,775,361	16
17	Cost-Based Submetered Discount per Month		<u>\$ 13.64</u>	17
18	Total Submetered Spaces		1,213	18
19	Total Cost-Based Submetered Discount		<u>\$ 198,537</u>	19

SOUTHWEST GAS CORPORATION  
 SOUTHERN CALIFORNIA RATE JURISDICTION  
 CALCULATION OF FRANCHISE AND UNCOLLECTIBLES FACTOR  
 TEST YEAR TWELVE MONTHS ENDED DECEMBER 31, 2026

Line No.	Description (a)	Amount (b)	Line No.
	<u>Percentage Rates</u>		
1	Uncollectible	0.587%	1
2	Franchise	1.227%	2
	<u>Gross Up Factors</u>		
3	Uncollectible (Line 1 / (1 - Line 2))	0.590%	3
4	Franchise (Line 2 / (1 - Line 1) / (1 - Line 2))	1.250%	4
5	Franchise and Uncollectible	<u>1.840%</u>	5

**CHAPTER 21**  
**Proposed Tariff Sheets**

**Company Witness:**  
**Valerie J. Ontiveroz**

**Proposed Tariff Sheets  
Clean**

**PROPOSTED TARIFF SHEETS**

SOUTHWEST GAS CORPORATION  
P.O. Box 98510  
Las Vegas, Nevada 89193-8510  
California Gas Tariff

Canceling \_\_\_\_\_ Revised \_\_\_\_\_ Cal. P.U.C. Sheet No. 1  
Original \_\_\_\_\_ Cal. P.U.C. Sheet No. 1

**TARIFF SCHEDULES**

Applicable to  
GAS SERVICE

Of

SOUTHWEST GAS CORPORATION

P.O. Box 98510  
Las Vegas, Nevada 89193-8510

SOUTHERN CALIFORNIA

San Bernardino County, California

NORTHERN CALIFORNIA

Placer, El Dorado and Nevada Counties, California

These tariff schedules have been regularly filed with the Public Utilities Commission of the State of California and are the effective rates and rules of the Company.

Service will be furnished in accordance with these tariff schedules and no officer, employee or representative of the Company has any authority to waive, alter or amend these tariff schedules or any part thereof in any respect.

Advice Letter No. A.24-09-  
Decision No. \_\_\_\_\_

Issued by  
Amy L. Timperley  
Chief Regulatory Officer

Date Filed September 5, 2024  
Effective \_\_\_\_\_ T  
Resolution No. \_\_\_\_\_ T

D

**PROPOSTED TARIFF SHEETS**

SOUTHWEST GAS CORPORATION  
P.O. Box 98510  
Las Vegas, Nevada 89193-8510  
California Gas Tariff

Revised  
2nd Revised Cal. P.U.C. Sheet No. 3  
Canceling \_\_\_\_\_ Cal. P.U.C. Sheet No. 3

TABLE OF CONTENTS  
(Continued)

<u>RATE SCHEDULE</u>	<u>DESCRIPTION</u>	<u>CAL. P.U.C. SHEET NOS.</u>	
GS-10/GN-10	Residential Gas Service	79 – 80	D
GS-11	Residential Air-Conditioning Gas Service	81 – 82	
GS-12/GN-12	CARE Residential Gas Service	83 – 86	D
GS-15/GN-15	Secondary Residential Gas Service	87	D
GS-20/GN-20	Multi-Family Master-Metered Gas Service	88 – 89	D
	Held for Future Use	90	
GS-25/GN-25	Multi-Family Master-Metered Gas Service – Submetered	91 – 93	D
GS-35/GN-35	Agricultural Employee Housing and Nonprofit Group Living Facility Gas Service	94 – 103	D
GS-40/GN-40	Core Commercial General Gas Service	104	D
GS-50/GN-50	Core Natural Gas Service for Motor Vehicles	105 – 106	D
GS-60/GN-60	Core Internal Combustion Engine Gas Service	107	D
GS-66/GN-66	Core Small Electric Power Generation Gas Service	108	D
GS-70/GN-70	Noncore General Gas Transportation Service	109 – 117	D
GS-VIC	City of Victorville Natural Gas Service	118 – 120	
	Held for Future Use	120.1 – 120.2	
G-PPPS	Surcharge to Fund Public Purpose Programs	121 – 122	
G-IRRAM	Rate to Fund Infrastructure Reliability and Replacement Programs	122.1	

Advice Letter No. A.24-09- Issued by Amy L. Timperley Date Filed September 5, 2024  
Decision No. \_\_\_\_\_ Chief Regulatory Officer Effective \_\_\_\_\_ T  
Resolution No. \_\_\_\_\_ T

**PROPOSTED TARIFF SHEETS**

SOUTHWEST GAS CORPORATION  
P.O. Box 98510  
Las Vegas, Nevada 89193-8510  
California Gas Tariff

Revised Cal. P.U.C. Sheet No. 5  
Canceling 21st Revised Cal. P.U.C. Sheet No. 5

TABLE OF CONTENTS  
(Continued)

FORM NO.	AGREEMENTS, APPLICATIONS & CONTRACTS	CAL P.U.C. SHEET NOS.
130.0	Gas Main Extension Agreement (10/2022)	280
130.5	Relocation of Gas Distribution Facilities Agreement (11/2020)	281
130.6	General Requirements Addendum to Contract for Extension of Gas Line (California) (06/2006)	282
130.7	Service Agreement (California) (11/2020)	283
130.16	Applicant Installation Cost Verification/Statement of Refundable Costs for Applicant Installation (11/2020)	284
130.20	Facility Relocation Agreement (Arizona/California/Nevada) (11/2020)	284.1
914.5	Third Party Notification Program (11/2020)	284.2
334.0	Contract for Installation of Gas Service Facilities—Ingress and Egress Permit (11/2020)	285
336.0	Proposal to Purchase and Agreement for Transfer of Ownership of Distribution Systems (California) (11/2020)	286
913.03	Standard Renewable Gas Interconnection Agreement (01/2021)	287
411.0	Landlord Agreement (02/2023)	288
414.0C	Summary Billing Agreement—California (11/2020)	289
137.0	Electronic Data Interchange Agreement (11/2020)	289.1
415.0	Customer Trench Requirements (11/2020)	290
880.0SCA	Imbalance Trading Request—Southern California (11/2020)	291*
880.0NCA	Imbalance Trading Request—Northern California (XX/XXXX)	291.1
881.0	Utility Authorization for Core Aggregation Transportation Service (11/2020)	292
882.0	Credit Application (11/2020)	292.1
902.1	Application for Additional Baseline Allowance for Qualified Medical Conditions (09/2022)	293
902.2	Application for Qualified Nonprofit Group Living Facilities for California Alternate Rates for Energy (CARE) Program (11/2020)	294

Advice Letter No. <u>24-09-</u>	Issued by <u>Amy L. Timperley</u>	Date Filed <u>September 5, 2024</u>
Decision No. _____	Chief Regulatory Officer	Effective _____
		Resolution No. _____

**PROPOSTED TARIFF SHEETS**

SOUTHWEST GAS CORPORATION  
P.O. Box 98510  
Las Vegas, Nevada 89193-8510  
California Gas Tariff

Revised Cal. P.U.C. Sheet No. 6  
Canceling 39th Revised Cal. P.U.C. Sheet No. 6

TABLE OF CONTENTS  
(Continued)

<u>FORM NO.</u>	<u>AGREEMENTS, APPLICATIONS &amp; CONTRACTS</u>	<u>CAL. P.U.C. SHEET NOS.</u>
902.4	Application for California Alternate Rates for Energy (CARE) Program for Qualified Agricultural Employee Housing Facilities (11/2020)	295
902.6	Application for California Alternate Rates for Energy (CARE) Program (New and Recertification) (04/2024)	296
902.15	Customer Declaration of Eligibility for Baseline Rates (California) (XX/XXXX)	297
902.16	CARE Program Application for Tenants of Submetered Residential Facilities (New and Recertification) (04/2024)	298
	Held for Future Use	299
912.0	California Micro-Business Declaration (11/2020)	300
913.1	Mobilehome Park Utility Conversion Program Application (06/2021)	300.1
913.2	Mobilehome Park Utility Conversion Program Agreement (09/2021)	300.2
913.9	Certification of Health and/or Disability Condition (11/2020)	301
923.0	Automatic Payment Plan Application and Agreement (09/2020)	302
	Held for Future Use	303/304
<u>BILLS AND INVOICES</u>		
860.4	Invoice/Statement (04/1991)	305
925.0	Remittance Return (03/2010)	306
927.0	Customer Bill (03/2023 / y23, m6, v8)	307
	Held for Future Use	307.1
936.0	Excess Service Statement (08/2008)	308
	Held for Future Use	309

Advice Letter No. 24-09- Issued by Amy L. Timperley Date Filed September 5, 2024  
Decision No. \_\_\_\_\_ Chief Regulatory Officer Effective \_\_\_\_\_ Resolution No. \_\_\_\_\_



**PROPOSTED TARIFF SHEETS**

SOUTHWEST GAS CORPORATION  
P.O. Box 98510  
Las Vegas, Nevada 89193-8510  
California Gas Tariff

Canceling \_\_\_\_\_ Revised \_\_\_\_\_ Cal. P.U.C. Sheet No. 10  
Original \_\_\_\_\_ Cal. P.U.C. Sheet No. 10

PRELIMINARY STATEMENT

1. SERVICE TERRITORY

Southwest Gas Corporation (the Company) provides natural gas service within the following counties: San Bernardino, Placer, El Dorado and Nevada. Service is provided in the geographical areas definitively set forth by cross-hatching on the maps of the Company's service areas contained in this California Gas Tariff.

1A. The following communities are included in the Company's Southern California service area:

Adelanto	Fawnskin	Moonridge
Apple Valley	Helendale	Needles
Barstow	Hesperia	North Barstow
Big Bear City	Hinkley	Oro Grande
Big Bear Lake	Lenwood	Sugarloaf
Bryman	Lockhart	Summit
Calico	Lucerne Valley	Victorville
Daggett	Marianas Ranchos	Yermo

1B. The following communities are included in the Company's Northern California service area:

Agate Bay	Homewood	Sunnyside
Brockway	Kings Beach	Tahoe City
Carnelian Bay	McKinney Bay	Tahoe Donner
Cedar Flat	Meeks Bay	Tahoe Pines
Chambers Lodge	Northstar	Tahoe Vista
Dollar Point	Rubicon Point	Tahoma
Donner Lake	South Lake Tahoe	Talmont
Glenshire	Sugar Pine Point	Truckee

2. DESCRIPTION OF SERVICE

The Company is principally engaged in the business of purchasing, distributing and transporting natural gas to residential, commercial and industrial customers in the southwestern United States.

Advice Letter No. A.24-09-  
Decision No. \_\_\_\_\_

Issued by  
Amy L. Timperley  
Chief Regulatory Officer

Date Filed September 5, 2024  
Effective \_\_\_\_\_ T  
Resolution No. \_\_\_\_\_ T

**PROPOSTED TARIFF SHEETS**

SOUTHWEST GAS CORPORATION  
P.O. Box 98510  
Las Vegas, Nevada 89193-8510  
California Gas Tariff

Canceling \_\_\_\_\_ Revised \_\_\_\_\_ Cal. P.U.C. Sheet No. 17  
Original \_\_\_\_\_ Cal. P.U.C. Sheet No. 17

PRELIMINARY STATEMENT

*(Continued)*

9. FIXED COST ADJUSTMENT MECHANISM (FCAM) *(Continued)*

9F. ACCOUNTING PROCEDURE

1. Separate accounts will be maintained for the Company's Southern California and Northern California service areas. The Company shall make the following entries to the FCAM Balancing Accounts at the end of each month:
  - a. A debit entry equal to the monthly portion of Southwest's annual margin, as reflected below;
  - b. A debit entry equal to the actual cost of reservation/firm access charges and storage charges for the month; and
  - c. A credit entry equal to the amount calculated by multiplying Southwest's Margin Charges, reservation/firm access charges, storage charges, and the Fixed Cost Balancing Account Adjustment components of the currently-effective tariff rates, excluding adjustments for franchise taxes and uncollectible accounts expense, by the applicable volumes delivered during the month.

Amounts related to reservation/firm access charges and storage charges will be recorded in a subaccount of the Purchased Gas Adjustment Account (191.0). Amounts related to margin balancing will be recorded in a miscellaneous Current and Accrued Asset Account (174.0).

Advice Letter No. A.24-09-  
Decision No. \_\_\_\_\_

Issued by  
Amy L. Timperley  
Chief Regulatory Officer

Date Filed September 5, 2024  
Effective \_\_\_\_\_ T  
Resolution No. \_\_\_\_\_ T

**PROPOSTED TARIFF SHEETS**

SOUTHWEST GAS CORPORATION  
P.O. Box 98510  
Las Vegas, Nevada 89193-8510  
California Gas Tariff

Revised Cal. P.U.C. Sheet No. 18  
Canceling 18th Revised Cal. P.U.C. Sheet No. 18

PRELIMINARY STATEMENT  
(Continued)

9. FIXED COST ADJUSTMENT MECHANISM (FCAM) (Continued)

9F. ACCOUNTING PROCEDURE (Continued)

ANNUAL 2024 MARGIN

	<u>Southern California</u>	<u>Northern California</u>	<u>South Lake Tahoe</u>
January	\$ 16,560,450	\$ 4,266,682	\$ 3,375,034
February	\$ 14,749,206	\$ 3,843,278	\$ 3,136,756
March	\$ 13,811,835	\$ 3,759,452	\$ 3,070,952
April	\$ 11,191,758	\$ 3,093,978	\$ 2,480,101
May	\$ 9,545,044	\$ 2,333,346	\$ 1,934,085
June	\$ 8,990,262	\$ 1,893,906	\$ 1,536,485
July	\$ 8,399,711	\$ 1,611,443	\$ 1,306,882
August	\$ 5,718,286	\$ 936,841	\$ 776,749
September	\$ 8,342,261	\$ 1,513,057	\$ 1,261,542
October	\$ 8,711,539	\$ 1,829,400	\$ 1,574,697
November	\$ 10,186,122	\$ 2,605,292	\$ 2,268,422
December	\$ 13,905,497	\$ 3,651,828	\$ 3,005,392
<u>Total</u>	<u>\$ 130,111,973</u>	<u>\$ 31,338,501</u>	<u>\$ 25,727,095</u>

2. An entry to record interest on the Fixed Cost Balancing Account balance after entry (1) above, calculated as set forth in Section 12B of this Preliminary Statement.

Advice Letter No. A.24-09-  
Decision No. \_\_\_\_\_

Issued by  
Amy L. Timperley  
Chief Regulatory Officer

Date Filed September 5, 2024  
Effective \_\_\_\_\_  
Resolution No. \_\_\_\_\_

**PROPOSTED TARIFF SHEETS**

SOUTHWEST GAS CORPORATION  
P.O. Box 98510  
Las Vegas, Nevada 89193-8510  
California Gas Tariff

Revised Cal. P.U.C. Sheet No. 18  
Canceling 18th Revised Cal. P.U.C. Sheet No. 18

PRELIMINARY STATEMENT  
(Continued)

9. FIXED COST ADJUSTMENT MECHANISM (FCAM) (Continued)

9F. ACCOUNTING PROCEDURE (Continued)

ANNUAL 2024 MARGIN

	<u>Southern California</u>	<u>Northern California</u>	
January	\$ 11,396,786	\$ 3,060,643	\$
February	\$ 9,929,707	\$ 3,483,862	\$
March	\$ 9,010,525	\$ 3,347,695	\$
April	\$ 7,447,780	\$ 2,789,199	\$
May	\$ 6,593,174	\$ 2,199,897	\$
June	\$ 6,175,722	\$ 1,856,370	\$
July	\$ 5,815,011	\$ 1,559,244	\$
August	\$ 4,113,924	\$ 989,962	\$
September	\$ 5,817,663	\$ 1,584,961	\$
October	\$ 6,061,860	\$ 1,861,191	\$
November	\$ 7,134,248	\$ 2,436,968	\$
December	\$ 9,667,718	\$ 3,433,610	\$
<u>Total</u>	<u>\$89,164,118</u>	<u>\$28,603,602</u>	<u>\$</u>

2. An entry to record interest on the Fixed Cost Balancing Account balance after entry (1) above, calculated as set forth in Section 12B of this Preliminary Statement.

Advice Letter No. A.24-09-  
Decision No. \_\_\_\_\_

Issued by  
Amy L. Timperley  
Chief Regulatory Officer

Date Filed September 5, 2024  
Effective \_\_\_\_\_  
Resolution No. \_\_\_\_\_

**PROPOSTED TARIFF SHEETS**

SOUTHWEST GAS CORPORATION  
P.O. Box 98510  
Las Vegas, Nevada 89193-8510  
California Gas Tariff

Canceling \_\_\_\_\_ Revised  
5th Revised

Cal. P.U.C. Sheet No. 34  
Cal. P.U.C. Sheet No. 34

PRELIMINARY STATEMENT

*(Continued)*

17. GAS COST INCENTIVE MECHANISM (GCIM) *(Continued)*

17C. GCIM BENCHMARK *(Continued)*

The Northern California Benchmark Price Index is calculated daily and is based on the simple average of daily prices reported in *Platt's Gas Daily* for each of the indicated production and market center trading points and the corresponding index prices from *SNL Energy Daily Gas Report*. If one of the two publications used to calculate the simple average does not report an index price for a specific production or market center trading point, the other publication will be used. If neither publication used to calculate the simple average reports a price for an indicated production or market center trading point, the Benchmark Price Index will be based on another available trade publication. If the selected trade publication subsequently revises its reported price within the annual GCIM period, the Benchmark Price Index will be recalculated to reflect the corrected price.

- 2. The Gas Transportation Benchmark is the sum of all pipeline transportation costs for delivery of gas supply quantities to the Company's distribution system and all fixed and variable storage costs.
  - a. Pipeline transportation costs include fixed reservation charges, variable transportation costs, refunds, adjustments, credits, all applicable and effective surcharges and other related costs. The transportation costs are determined from the Company's transportation invoices, separately for each pipeline, for gas deliveries from the indicated basins/receipt points.
  - b. Storage costs include injection, withdrawal, inventory charges, refunds, adjustments and credits as invoiced.

17D. GCIM PURCHASED GAS COST

The GCIM Purchased Gas Cost includes the following:

- 1. All gas commodity costs, including any adjustments, refunds, surcharges, penalties, inventory charges or credits;
- 2. Pipeline Transportation costs, including fixed reservation charges, variable transportation costs, refunds, adjustments, credits, all applicable and effective surcharges and other related costs included with the transportation invoices for deliveries to the Company's California service areas.
- 3. Storage costs including injection, withdrawal, and inventory charges and appropriate refunds, adjustments, and credits as invoiced;
- 4. Any revenues from release and brokering of pipeline or storage capacity;

Advice Letter No. A.24-09-  
Decision No. \_\_\_\_\_

Issued by  
Amy L. Timperley  
Chief Regulatory Officer

Date Filed September 5, 2024  
Effective \_\_\_\_\_ T  
Resolution No. \_\_\_\_\_ T

SOUTHWEST GAS CORPORATION  
P.O. Box 98510  
Las Vegas, Nevada 89193-8510  
California Gas Tariff

Canceling \_\_\_\_\_ Revised  
4th Revised

Cal. P.U.C. Sheet No. 37  
Cal. P.U.C. Sheet No. 37

PRELIMINARY STATEMENT  
(Continued)

17. GAS COST INCENTIVE MECHANISM (GCIM) (Continued)

17F. VOLATILITY MITIGATION PROGRAM (VMP) (Continued)

VMP purchase prices are fixed when the contract is awarded, based on then current market conditions. Contracted supply terms can range from one to twelve months, but shall not exceed two years. The Company solicits VMP bids for both the Company’s Southern California and Northern California service areas. Solicitations are scheduled periodically throughout the year. In any solicitation, one or both of the California divisions may be involved, depending on the amount of VMP supplies already acquired. Up to 25 percent of the total forecasted annual supply is purchased as part of the VMP.

VMP contracts are awarded to the lowest acceptable bidder as part of a solicitation process. Because the contracts are selected through a bidding process, prices for VMP purchases are assumed to be representative of the market at the time of the solicitation. Evaluating these purchases will include comparing the awarded contract to the corresponding bids received during the solicitation process. All contracts and information related to the solicitation process will be submitted with the annual GCIM filing.

17G. SOUTHERN CALIFORNIA STORAGE

Consistent with D.08-12-020, the Company receives a set-aside of SoCalGas storage inventory, injection, and withdrawal capacity equal to 1.98 percent of the inventory, injection, and withdrawal capacities that are allocated to the combined core customers of SoCalGas and San Diego Gas & Electric Company. Such storage set-aside is adjusted annually, no later than April 1. When this set-aside of SoCalGas storage is available, the Company uses its southern California storage resources primarily to reduce the impact of short-term or seasonal volatility in natural gas prices and as a peak demand supply source. To a lesser extent, storage is also employed as an imbalance management tool for intrastate capacity. The Company will endeavor to dispatch supplies into and out of storage in a manner that provides the greatest economic benefit to the ratepayers, based on market information available at that time and minimizes the purchase of supplies for periods less than an entire month for the Southern California service area. Prior to each November 1, the Company will have storage reserves filled to a target level of no less than 80 percent of capacity. If the storage target is not met, the Company will explain the variance and impact to core customers in the annual GCIM filing.

Advice Letter No. A.24-09-  
Decision No. \_\_\_\_\_

Issued by  
Amy L. Timperley  
Chief Regulatory Officer

Date Filed September 5, 2024  
Effective \_\_\_\_\_ T  
Resolution No. \_\_\_\_\_ T

**PROPOSTED TARIFF SHEETS**

CA TY 2026 GRC  
CHAPTER 21  
SHEET 11 OF 78

SOUTHWEST GAS CORPORATION  
P.O. Box 98510  
Las Vegas, Nevada 89193-8510  
California Gas Tariff

Canceling \_\_\_\_\_ Revised Cal. P.U.C. Sheet No. 40  
2nd Revised Cal. P.U.C. Sheet No. 40

HELD FOR FUTURE USE

Advice Letter No. A.24-09- Issued by Amy L. Timperley Date Filed September 5, 2024  
Decision No. \_\_\_\_\_ Chief Regulatory Officer Effective \_\_\_\_\_ Resolution No. \_\_\_\_\_

**PROPOSED TARIFF SHEETS**

SOUTHWEST GAS CORPORATION  
P.O. Box 98510  
Las Vegas, Nevada 89193-8510  
California Gas Tariff

Canceling \_\_\_\_\_  
Original \_\_\_\_\_

Cal. P.U.C. Sheet No. 45.20.7  
Cal. P.U.C. Sheet No. \_\_\_\_\_

PRELIMINARY STATEMENT  
(Continued)

37. DAMAGE PREVENTION COST BALANCING ACCOUNT (DPCBA)

37A. PURPOSE

The DPCBA is a two-way balancing account for the purpose of recording and recovering costs related to the difference between authorized expenses associated with damage prevention expenses and actual expenses incurred for these activities. The Company is authorized to establish the DPCBA pursuant to Decision XX-XX-XXX.

37B. APPLICABILITY

The DPCBA provision applies to all rate schedules, except for any customers specifically excluded by the Commission.

37C. ACCOUNTING

Separate entries will be maintained for the Company's Southern California and Northern California service areas. The Company will make the following entries to the DPCBA at the end of each month, as applicable:

- a. A debit entry equal to the difference between authorized versus actual expenses associated with gas line locating expenses;
- b. An entry to amortize the DPCBA as authorized by the Commission consisting of a credit or debit entry equal to the DPCBA Adjustment Rate, excluding franchise taxes and uncollectible accounts expense, multiplied by the applicable volumes delivered during the month; and

37D. FORECAST PERIOD VOLUMES

The volumes of gas, expressed in therms, to be utilized hereunder shall be the volumes estimated to be delivered during the 12 calendar-month period during which the DPCBA adjustment rate is to be effective.

Advice Letter No. A.24-09-  
Decision No. \_\_\_\_\_

Issued by  
Amy L. Timperley  
Chief Regulatory Officer

Date Filed September 5, 2024  
Effective \_\_\_\_\_  
Resolution No. \_\_\_\_\_

N  
N



**PROPOSTED TARIFF SHEETS**

SOUTHWEST GAS CORPORATION  
P.O. Box 98510  
Las Vegas, Nevada 89193-8510  
California Gas Tariff

Canceling \_\_\_\_\_  
Original \_\_\_\_\_

Cal. P.U.C. Sheet No. 45.20.8  
Cal. P.U.C. Sheet No. \_\_\_\_\_

PRELIMINARY STATEMENT  
(Continued)

37. DAMAGE PREVENTION COST BALANCING ACCOUNT (DPCBA) (Continued)

37E. DPCBA ADJUSTMENT RATES

The Company shall annually file a Tier 2 Advice Letter to update the DPCBA adjustment rates with a requested effective date of January 1 of the following year. The DPCBA rates shall be determined by dividing the September 30 balances recorded in the DPCBA by the respective Forecast Period volumes. The DPCBA adjustment rates shall be set forth in the currently-effective Statement of Rates of this California Gas Tariff.

N  
N

Advice Letter No. A.24-09-  
Decision No. \_\_\_\_\_

Issued by  
Amy L. Timperley  
Chief Regulatory Officer

Date Filed September 5, 2024  
Effective \_\_\_\_\_  
Resolution No. \_\_\_\_\_

**PROPOSTED TARIFF SHEETS**

SOUTHWEST GAS CORPORATION  
P.O. Box 98510  
Las Vegas, Nevada 89193-8510  
California Gas Tariff

Canceling \_\_\_\_\_ Revised Cal. P.U.C. Sheet No. 65  
205th Revised Cal. P.U.C. Sheet No. 65

**STATEMENT OF RATES**  
**RATES APPLICABLE TO SOUTHERN CALIFORNIA SERVICE AREA [1]**

Schedule No. and Type of Charge	Margin	Charges [2]		Subtotal Gas Usage Rate	Other Surcharges		Gas Cost	Effective Sales Rate
		and Adjustments			CPUC	PPP		
<b>GS-10-Residential Gas Service</b>								
Basic Service Charge	\$ 5.75							\$ 5.75
Cost per Therm								
Baseline Quantities	\$ 1.37478	\$ .35611	\$ 1.73089	\$ .00100	\$ .22423	\$ .34494	\$ 2.30106	
Tier II	\$ 1.59111	.35611	1.94722	.00100	.22423	.34494	2.51739	
<b>GS-11-Residential Air-Conditioning Gas Service</b>								
Basic Service Charge	\$ 5.00							\$ 5.00
Cost per Therm								
Tier I	\$ 1.37478	\$ .35611	\$ 1.73089	\$ .00100	\$ .22423	\$ .34494	\$ 2.30106	
Tier II	1.59111	.35611	1.94722	.00100	.22423	.34494	2.51739	
Air-Conditioning	\$ .45180	.35611	.80791	.00100	.22423	.34494	1.37808	
<b>GS-12-CARE Residential Gas Service</b>								
Basic Service Charge	\$ 4.00							\$ 4.00
Cost per Therm								
Baseline Quantities	\$ .95961	\$ .35611	\$ 1.31572	\$ .00100	\$ .04255	\$ .34494	\$ 1.70421	
Tier II	\$ 1.13268	.35611	1.48879	.00100	.04255	.34494	1.87728	
<b>GS-15-Secondary Residential Gas Service</b>								
Basic Service Charge	\$ 6.00							\$ 6.00
Cost per Therm	\$ 1.91604	\$ .35611	\$ 2.27215	\$ .00100	\$ .22423	\$ .34494	\$ 2.84232	
<b>GS-20-Multi-Family Master-Metered Gas Service</b>								
Basic Service Charge	\$ 25.00							\$ 25.00
Cost per Therm								
Baseline Quantities	\$ 1.37478	\$ .35611	\$ 1.73089	\$ .00100	\$ .22423	\$ .34494	\$ 2.30106	
Tier II	1.59111	.35611	1.94722	.00100	.22423	.34494	2.51739	
<b>GS-25-Multi-Family Master-Metered Gas Service-Submetered</b>								
Basic Service Charge	\$ 25.00							\$ 25.00
Cost per Therm								
Baseline Quantities	\$ 1.37478	\$ .35611	\$ 1.73089	\$ .00100	\$ .22423	\$ .34494	\$ 2.30106	
Tier II	1.59111	.35611	1.94722	.00100	.22423	.34494	2.51739	
Submetered Discount per Occupied Space	(\$13.63)						(\$13.63)	
<b>GS-35-Agriculture Employee Housing &amp; Nonprofit Group Living Facility Gas Service</b>								
Basic Service Charge	\$ 8.80							\$ 8.80
Cost per Therm								
First 100	\$ .71084	\$ .35611	\$ 1.06695	\$ .00100	\$ .04255	\$ .34494	\$ 1.45544	
Next 500	\$ .48096	.35611	.83707	.00100	.04255	.34494	1.22556	
Next 2,400	\$ .29707	.35611	.65318	.00100	.04255	.34494	1.04167	
Over 3,000	\$ .09549	.35611	.45160	.00100	.04255	.34494	.84009	
<b>GS-40-Core General Gas Service (non-Covered Entities)</b>								
Basic Service Charge	\$ 11.00							\$ 11.00
Transportation Service Charge	\$ 780.00							\$ 780.00
Cost per Therm								
First 100	\$ 1.06381	\$ .35611	\$ 1.41992	\$ .00100	\$ .22423	\$ .34494	\$ 1.99009	
Next 500	\$ .77646	.35611	1.13257	.00100	.22423	.34494	1.70274	
Next 2,400	\$ .54661	.35611	.90272	.00100	.22423	.34494	1.47289	
Over 3,000	\$ .29462	.35611	.65073	.00100	.22423	.34494	1.22090	

Advice Letter No. A.24-09-  
Decision No. \_\_\_\_\_

Issued by  
Amy L. Timperley  
Chief Regulatory Officer

Date Filed September 5, 2024  
Effective \_\_\_\_\_  
Resolution No. \_\_\_\_\_

**PROPOSTED TARIFF SHEETS**

SOUTHWEST GAS CORPORATION  
P.O. Box 98510  
Las Vegas, Nevada 89193-8510  
California Gas Tariff

Revised Cal. P.U.C. Sheet No. 66  
Canceling 209th Revised Cal. P.U.C. Sheet No. 66

**STATEMENT OF RATES**  
**RATES APPLICABLE TO SOUTHERN CALIFORNIA SERVICE AREA [1]**

Schedule No. and Type of Charge	Margin	Charges [2] and Adjustments		Subtotal Gas Usage Rate	Other Surcharges		Gas Cost	Effective Sales Rate
					CPUC	PPP		
<b>GS-40-Core General Gas Service (Covered Entities)</b>								
Basic Service Charge	\$11.00							\$11.00
Transportation Service Charge	\$780.00							\$780.00
Cost per Therm								
First 100	\$1.06381	\$ .18960		\$ 1.25341	\$ .00100	\$ .22423	\$ .34494	\$ 1.82358
Next 500	\$ .77646	.18960		.96606	.00100	.22423	.34494	1.53623
Next 2,400	\$ .54661	.18960		.73621	.00100	.22423	.34494	1.30638
Over 3,000	\$ .29462	.18960		.48422	.00100	.22423	.34494	1.05439
<b>GS-50-Core Natural Gas Service for Motor Vehicles</b>								
Basic Service Charge	\$25.00							\$25.00
Cost per Therm	\$ .19173	\$ .35611		\$ .54784	\$ .00100	\$ .22423	\$ .34494	\$ 1.11801
<b>GS-60-Core Internal Combustion Engine Gas Service</b>								
Basic Service Charge	\$25.00							\$25.00
Cost per Therm	\$ .44699	\$ .35611		\$ .80310	\$ .00100	\$ .22423	\$ .34494	\$ 1.37327
<b>GS-66-Core Small Electric Power Generation Gas Service</b>								
Basic Service Charge	\$25.00							\$25.00
Cost per Therm	\$ .44799	\$ .35611		\$ .80410	\$ .00100		\$ .34494	\$ 1.15004
<b>GS-70-Noncore General Gas Transportation Service</b>								
Basic Service Charge	\$100.00							\$100.00
Transportation Service Charge	\$780.00							\$780.00
Cost per Therm	\$ .25607	\$ .26129		\$ .51736	\$ .00100	\$ .22423		\$ .74259
<b>GS-VIC City of Victorville Gas Service</b>								
Basic Service Charge	\$11.00							\$ 11.00
Transportation Service Charge	\$780.00							\$780.00
Cost per Therm	\$ .42369	\$ .28834		\$ .71203	\$ .00100		\$ .34494	\$ 1.05797
<b>TFF-Transportation Franchise Fee Surcharge Provision</b>								
TFF Surcharge per Therm								\$ .00294
<b>TDS – Transportation Distribution System Shrinkage Charge</b>								
TDS Charge per Therm								\$ .00262
<b>MHPS-Master-Metered Mobile Home Park Safety Inspection Provision</b>								
MHPS Surcharge per Space per Month								\$ .21000

Advice Letter No. A.24-09- Issued by Amy L. Timperley Date Filed September 5, 2024  
Decision No. \_\_\_\_\_ Chief Regulatory Officer Effective \_\_\_\_\_  
Resolution No. \_\_\_\_\_

**PROPOSTED TARIFF SHEETS**

SOUTHWEST GAS CORPORATION  
P.O. Box 98510  
Las Vegas, Nevada 89193-8510  
California Gas Tariff

Revised Cal. P.U.C. Sheet No. 68  
Canceling 205th Revised Cal. P.U.C. Sheet No. 68

**STATEMENT OF RATES**  
**RATES APPLICABLE TO NORTHERN CALIFORNIA SERVICE AREA [1] [2]**

Schedule No. and Type of Charge	Margin	Charges [3] and		Subtotal Gas Usage Rate	Other Surcharges		Gas Cost	Effective Sales Rate
		Adjustments			CPUC	PPP		
<b>GN-10-Residential Gas Service</b>								
Basic Service Charge	\$ 5.75							\$ 5.75
Cost per Therm								
Baseline Quantities	\$ 1.07008	\$ .20663	\$ 1.27671	\$ .00100	\$ .05887	\$ .20005	\$ 1.53663	
Tier II	1.19244	.20663	1.39907	.00100	.05887	.20005	1.65899	
<b>GN-12-CARE Residential Gas Service</b>								
Basic Service Charge	\$ 4.00							\$ 4.00
Cost per Therm								
Baseline Quantities	\$ .77473	\$ .20663	\$ .98136	\$ .00100	\$ .04255	\$ .20005	\$ 1.22496	
Tier II	.87262	.20663	1.07925	.00100	.04255	.20005	1.32285	
<b>GN-15-Secondary Residential Gas Service</b>								
Basic Service Charge	\$ 6.00							\$ 6.00
Cost per Therm	\$ 1.31472	\$ .20663	\$ 1.52135	\$ .00100	\$ .05887	\$ .20005	\$ 1.78127	
<b>GN-20-Multi-Family Master-Metered Gas Service</b>								
Basic Service Charge	\$ 25.00							\$ 25.00
Cost per Therm								
Baseline Quantities	\$ 1.07008	\$ .20663	\$ 1.27671	\$ .00100	\$ .05887	\$ .20005	\$ 1.53663	
Tier II	1.19244	.20663	1.39907	.00100	.05887	.20005	1.65899	
<b>GN-25-Multi-Family Master-Metered Gas Service-Submetered</b>								
Basic Service Charge	\$ 25.00							\$ 25.00
Cost per Therm								
Baseline Quantities	\$ 1.07008	\$ .20663	\$ 1.27671	\$ .00100	\$ .05887	\$ .20005	\$ 1.53663	
Tier II	1.19244	.20663	1.39907	.00100	.05887	.20005	1.65899	
Submetered Discount per Occupied Space	(\$14.34)							(\$14.34)
<b>GN-35-Agriculture Employee Housing &amp; Nonprofit Group Living Facility Gas Service</b>								
Basic Service Charge	\$ 8.80							\$ 8.80
Cost per Therm								
First 100	\$ .61895	\$ .20663	\$ .82558	\$ .00100	\$ .04255	\$ .20005	\$ 1.06918	
Next 500	.42476	.20663	.63139	.00100	.04255	.20005	.87499	
Next 2,400	.25981	.20663	.46644	.00100	.04255	.20005	.71004	
Over 3,000	.01373	.20663	.22036	.00100	.04255	.20005	.46396	
<b>GN-40-Core General Gas Service (non-Covered Entities)</b>								
Basic Service Charge	\$ 11.00							\$ 11.00
Transportation Service Charge	\$ 780.00							\$ 780.00
Cost per Therm								
First 100	\$ .87535	\$ .20663	\$ 1.08198	\$ .00100	\$ .05887	\$ .20005	\$ 1.34190	
Next 500	.63262	.20663	.83925	.00100	.05887	.20005	1.09917	
Next 2,400	.42644	.20663	.63307	.00100	.05887	.20005	.89299	
Over 3,000	.11883	.20663	.32546	.00100	.05887	.20005	.58538	

Advice Letter No. A.24-09- Issued by Amy L. Timperley Date Filed September 5, 2024  
Decision No. \_\_\_\_\_ Chief Regulatory Officer Effective \_\_\_\_\_  
Resolution No. \_\_\_\_\_

**PROPOSTED TARIFF SHEETS**

SOUTHWEST GAS CORPORATION  
P.O. Box 98510  
Las Vegas, Nevada 89193-8510  
California Gas Tariff

Canceling \_\_\_\_\_  
207th Revised

Revised  
Cal. P.U.C. Sheet No. 69  
Cal. P.U.C. Sheet No. 69

**STATEMENT OF RATES**  
**RATES APPLICABLE TO NORTHERN CALIFORNIA SERVICE AREA [1] [2]**

	Margin	Charges [3] and Adjustments	Subtotal Gas Usage Rate	Other Surcharges CPUC PPP		Gas Cost	Effective Sales Rate
<b>GN-40-Core General Gas Service (Covered Entities)</b>							
Basic Service Charge	\$ 11.00						\$ 11.00
Transportation Service Charge	\$780.00						\$780.00
Cost per Therm							
First 100	\$ .87535	\$ .04012	\$ .91547	\$ .00100	\$ .05887	\$ .20005	\$ 1.17539
Next 500	.63262	.04012	.67274	.00100	.05887	.20005	.93266
Next 2,400	.42644	.04012	.46656	.00100	.05887	.20005	.72648
Over 3,000	.11883	.04012	.15895	.00100	.05887	.20005	.41887
<b>GN-50-Core Natural Gas Service for Motor Vehicles</b>							
Basic Service Charge	\$ 25.00						\$ 25.00
Cost per Therm	\$ .04314	\$ .20663	\$ .24977	\$ .00100	\$ .05887	\$ .20005	\$ .50969
<b>GN-60-Core Internal Combustion Engine Gas Service</b>							
Basic Service Charge	\$ 25.00						\$ 25.00
Cost per Therm	\$ .25614	\$ .20663	\$ .46277	\$ .00100	\$ .05887	\$ .20005	\$ .72269
<b>GN-66-Core Small Electric Power Generation Gas Service</b>							
Basic Service Charge	\$ 25.00						\$ 25.00
Cost per Therm	\$ .25614	\$ .20663	\$ .46277	\$ .00100		\$ .20005	\$ .66382
<b>GN-70-Noncore General Gas Transportation Service</b>							
Basic Service Charge	\$ 100.00						\$ 100.00
Transportation Service Charge	\$ 780.00						\$ 780.00
Cost per Therm	\$ .11883	\$ .07931	\$ .19814	\$ .00100	\$ .05887		\$ .25801
<b>TFF-Transportation Franchise Fee Surcharge Provision</b>							
TFF Surcharge per Therm							\$ .00533
<b>TDS – Transportation Distribution System Shrinkage Charge</b>							
TDS Charge per Therm							\$ .00150
<b>MHPS-Master-Metered Mobile Home Park Safety Inspection Provision</b>							
MHPS Surcharge per Space per Month							\$ .21000

Advice Letter No. A.24-09-  
Decision No. \_\_\_\_\_

Issued by  
Amy L. Timperley  
Chief Regulatory Officer

Date Filed September 5, 2024  
Effective \_\_\_\_\_  
Resolution No. \_\_\_\_\_

**PROPOSTED TARIFF SHEETS**

SOUTHWEST GAS CORPORATION  
P.O. Box 98510  
Las Vegas, Nevada 89193-8510  
California Gas Tariff

Revised \_\_\_\_\_ Cal. P.U.C. Sheet No. 70  
86th Revised \_\_\_\_\_ Cal. P.U.C. Sheet No. 70

**STATEMENT OF RATES**

**RATES APPLICABLE TO NORTHERN CALIFORNIA SERVICE AREA [1] [2]**

- [1] Customers taking only transportation service will pay the Effective Sales Rate less the Interstate Reservation and Gas Cost components of the Effective Sales Rate, plus a Transportation Service Charge of \$780 per month and an amount for distribution shrinkage calculated by multiplying the currently effective Gas Cost rate per therm by the Lost and Unaccounted For Gas percentage of 0.75%. The PGA Balancing Account Adjustment is applicable to customers converting from sales service to transportation service for a period of 12 months. The volume charge for customer-secured natural gas transportation will also be subject to the TFF Surcharge.
- [2] A Franchise Fee differential of 2.5% will be applied to monthly billings calculated for all rate schedules for all customers within the limits of the Town of Truckee.
- [3] The Charges and Adjustments applicable to each tariff rate schedule includes the following components:

Charges and Adjustments Description	GN-10, GN-12, GN-15, GN-20, GN-25, GN-35,	GN-40 (non- Covered Entities), GN-50, GN-60, GN-66	GN-40, (Covered Entities)	GN-70
<b>Upstream Interstate Charges</b>				
Storage	\$ .03539		\$ .03539	
Reservation	.16671		.16671	
IRRAM Surcharge	.00379		.00379	\$ .00379
<b>Balancing Account Adjustments</b>				
FCAM*	(.17971)		(.17971)	(.10493)
<b>GHGBA**</b>				
Non-Covered Entities [a]	.16760			.16760
Covered Entities [a]			.00109	
NERBA	.00028		.00028	.00028
NGLAPBA	.00111		.00111	.00111
MHPCBA	.00022		.00022	.00022
CDMIBA	.00988		.00988	.00988
RUBA	.00136		.00136	.00136
<b>Total Charges and Adjustments</b>	<b>\$ .20663</b>		<b>\$ .04012</b>	<b>\$ .07931</b>

- \* The FCAM surcharge includes an amount of (\$.07139) per therm related to the difference between Southwest Gas' authorized margin and recorded revenues intended to recover these costs.
- \*\* Pursuant to D.15-10-032, Company costs incurred to comply with the California Air Resources Board (ARB) natural gas supplier Cap-and-Trade Program are to be included in transportation rates and recovered from Non-Covered Entities. Covered Entities, who are directly regulated by the ARB, are only responsible for paying for emission costs related to lost and unaccounted for gas (LUAF).
- [a] Pursuant to D.18-03-017, Covered and non-Covered entities have a component to recover the 2015-2017 net compliance costs and proceeds amortized over a twelve month period. Also included are the 2018 GHG costs which are amortized over an eighteen month period.

Advice Letter No. A.24-09-  
Decision No. \_\_\_\_\_

Issued by  
Amy L. Timperley  
Chief Regulatory Officer

Date Filed September 5, 2024  
Effective \_\_\_\_\_  
Resolution No. \_\_\_\_\_

**PROPOSTED TARIFF SHEETS**

SOUTHWEST GAS CORPORATION  
P.O. Box 98510  
Las Vegas, Nevada 89193-8510  
California Gas Tariff

Revised Cal. P.U.C. Sheet No. 71  
Canceling 204th Revised Cal. P.U.C. Sheet No. 71

**STATEMENT OF RATES**  
**RATES APPLICABLE TO SOUTH LAKE TAHOE SERVICE AREA [1]**

Schedule No. and Type of Charge	Margin	Charges [2]		Subtotal Gas Usage Rate	Other Surcharges		Gas Cost	Effective Sales Rate
		Adjustments			CPUC	PPP		
<b>SLT-10-Residential Gas Service</b>								
Basic Service Charge	\$ 5.75							\$ 5.75
Cost per Therm								
Baseline Quantities	\$ 1.21802	\$ .28581	\$ 1.50383	\$ .00100	\$ .05887	\$ .20005	\$ 1.76375	
Tier II	1.33120	.28581	1.61701	.00100	.05887	.20005	1.87693	
<b>SLT-12-CARE Residential Gas Service</b>								
Basic Service Charge	\$ 4.00							\$ 4.00
Cost per Therm								
Baseline Quantities	\$ .87724	\$ .28581	\$ 1.16305	\$ .00100	\$ .04255	\$ .20005	\$ 1.40665	
Tier II	.96779	.28581	1.25360	.00100	.04255	.20005	1.49720	
<b>SLT-15-Secondary Residential Gas Service</b>								
Basic Service Charge	\$ 6.00							\$ 6.00
Cost per Therm	\$ 1.66752	\$ .28581	\$ 1.95333	\$ .00100	\$ .05887	\$ .20005	\$ 2.21325	
<b>SLT-20-Multi-Family Master-Metered Gas Service</b>								
Basic Service Charge	\$ 11.00							\$ 11.00
Cost per Therm								
Baseline Quantities	\$ 1.21802	\$ .28581	\$ 1.50383	\$ .00100	\$ .05887	\$ .20005	\$ 1.76375	
Tier II	1.33120	.28581	1.61701	.00100	.05887	.20005	1.87693	
<b>SLT-25-Multi-Family Master-Metered Gas Service-Submetered</b>								
Basic Service Charge	\$ 11.00							\$ 11.00
Cost per Therm								
Baseline Quantities	\$ 1.21802	\$ .28581	\$ 1.50383	\$ .00100	\$ .05887	\$ .20005	\$ 1.76375	
Tier II	1.33120	.28581	1.61701	.00100	.05887	.20005	1.87693	
Submetered Discount per Occupied Space	(\$22.55)							(\$22.55)
<b>SLT-35-Agriculture Employee Housing &amp; Nonprofit Group Living Facility Gas Service</b>								
Basic Service Charge	\$ 8.80							\$ 8.80
Cost per Therm								
First 100	\$ 1.04070	\$ .28581	\$ 1.32651	\$ .00100	\$ .05887	\$ .20005	\$ 1.58643	
Next 500	.67629	.28581	.96210	.00100	.05887	.20005	1.22202	
Next 2,400	.34172	.28581	.62753	.00100	.05887	.20005	.88745	
Over 3,000	.04422	.28581	.33003	.00100	.05887	.20005	.58995	
<b>SLT-40-Core General Gas Service (non-Covered Entities)</b>								
Basic Service Charge	\$ 11.00							\$ 11.00
Transportation Service Charge	\$ 780.00							\$ 780.00
Cost per Therm								
First 100	\$ 1.42234	\$ .28581	\$ 1.70815	\$ .00100	\$ .05887	\$ .20005	\$ 1.96807	
Next 500	.96683	.28581	1.25264	.00100	.05887	.20005	1.51256	
Next 2,400	.54862	.28581	.83443	.00100	.05887	.20005	1.09435	
Over 3,000	.17674	.28581	.46255	.00100	.05887	.20005	.72247	

Advice Letter No. A.24-09- Issued by Amy L. Timperley Date Filed September 5, 2024  
Decision No. \_\_\_\_\_ Chief Regulatory Officer Effective \_\_\_\_\_  
Resolution No. \_\_\_\_\_

**PROPOSTED TARIFF SHEETS**

SOUTHWEST GAS CORPORATION  
P.O. Box 98510  
Las Vegas, Nevada 89193-8510  
California Gas Tariff

Revised Cal. P.U.C. Sheet No. 72  
Canceling 141st Revised Cal. P.U.C. Sheet No. 72

**STATEMENT OF RATES**  
**RATES APPLICABLE TO SOUTH LAKE TAHOE SERVICE AREA [1]**

Schedule No. and Type of Charge	Margin	Charges [2] and Adjustments		Subtotal Gas Usage Rate	Other Surcharges		Gas Cost	Effective Sales Rate
					CPUC	PPP		
<b>SLT-40-Core General Gas Service (Covered Entities)</b>								
Basic Service Charge	\$11.00							\$11.00
Transportation Service Charge	\$780.00							\$780.00
Cost per Therm								
First 100	\$ 1.42234	\$ .11930		\$ 1.54164	\$ .00100	\$ .05887	\$ .20005	\$ 1.80156
Next 500	.96683	.11930		1.08613	.00100	.05887	.20005	1.34605
Next 2,400	.54862	.11930		.66792	.00100	.05887	.20005	.92784
Over 3,000	.17674	.11930		.29604	.00100	.05887	.20005	.55596
<b>SLT-50-Core Natural Gas Service for Motor Vehicles</b>								
Basic Service Charge	\$11.00							\$11.00
Cost per Therm	\$ .04471	\$ .28581		( \$ .33052	( \$ .00100	\$ .05887	\$ .20005	( \$ .59044
<b>SLT-60-Core Internal Combustion Engine Gas Service</b>								
Basic Service Charge	\$ 11.00							\$ 11.00
Cost per Therm	\$ .35614	\$ .28581		\$ .64195	\$ .00100	\$ .05887	\$ .20005	\$ .90187
<b>SLT-66-Core Small Electric Power Generation Gas Service</b>								
Basic Service Charge	\$ 11.00							\$ 11.00
Cost per Therm	\$ .35614	\$ .28581		\$ .64195	\$ .00100		\$ .20005	\$ .84300
<b>SLT-70-Noncore General Gas Transportation Service</b>								
Basic Service Charge	\$ 100.00							\$ 100.00
Transportation Service Charge	\$ 780.00							\$ 780.00
Cost per Therm	\$ .17674	\$ .15849		\$ .33523	\$ .00100	\$ .05887		\$ .39510
<b>TFF-Transportation Franchise Fee Surcharge Provision</b>								
TFF Surcharge per Therm								\$ .00533
<b>TDS-Transportation Distribution System Shrinkage Charge</b>								
TDS Charge per Therm								\$ .00150
<b>MHPS-Master-Metered Mobile Home Park Safety Inspection Provision</b>								
MHPS Surcharge per Space per Month								\$ .21000

Advice Letter No. A.24-09- Issued by Amy L. Timperley Date Filed September 5, 2024  
Decision No. \_\_\_\_\_ Chief Regulatory Officer Effective \_\_\_\_\_  
Resolution No. \_\_\_\_\_



**PROPOSTED TARIFF SHEETS**

SOUTHWEST GAS CORPORATION  
P.O. Box 98510  
Las Vegas, Nevada 89193-8510  
California Gas Tariff

Canceling \_\_\_\_\_  
Revised  
4th Revised

Cal. P.U.C. Sheet No. 79  
Cal. P.U.C. Sheet No. 79

Schedule Nos. GS-10/GN-10

RESIDENTIAL GAS SERVICE

APPLICABILITY

Applicable to gas service to customers which consists of direct domestic gas usage in a residential dwelling for space heating, air conditioning, cooking, water heating, and other residential uses. This schedule is available only to primary residences.

TERRITORY

Throughout the Company's certificated California service areas, except as may hereafter be provided.

RATES

The commodity charges and basic service charge are set forth in the currently-effective Statement of Rates of this California Gas Tariff and are incorporated herein by reference.

Customers on this schedule may receive the California (CA) Climate Credit, if applicable, annually each April.<sup>[1]</sup> The credit will display as a line item on the customer's bill. The CA Climate Credit will be issued to all active accounts receiving natural gas service on the date the credit is given.

The baseline daily quantity in therms for all individually-metered residential uses are:

Climate Zone	Summer Season (May - Oct.)	Winter Off-Peak (Spring/Fall) (Mar., Apr. & Nov.)	Winter Peak (Dec.-Feb)
Barstow	0.39	1.12	1.91
Needles	0.23	0.53	0.92
Victorville	0.46	1.45	2.11
	Summer Season (June - Oct.)	Winter Off-Peak (Spring/Fall) (Apr., May & Nov.)	Winter Peak (Dec.-March)
Big Bear	0.46	1.64	2.76
No. Lake Tahoe	0.66	2.17	3.22
So. Lake Tahoe	0.66	2.10	3.02
Truckee	0.79	2.30	3.62

For billing purposes all quantities sold each month in excess of the baseline quantities shall be billed at the Tier II rate.

<sup>[1]</sup>Due to cycle billing, some customers may receive the CA Climate Credit on their May bills.

Advice Letter No. A.24-09-  
Decision No. \_\_\_\_\_

Issued by  
Amy L. Timperley  
Chief Regulatory Officer

Date Filed September 5, 2024  
Effective \_\_\_\_\_  
Resolution No. \_\_\_\_\_

D

R

I/R

I

R/I/R

I

T

T

**PROPOSTED TARIFF SHEETS**

SOUTHWEST GAS CORPORATION  
P.O. Box 98510  
Las Vegas, Nevada 89193-8510  
California Gas Tariff

Canceling \_\_\_\_\_  
Revised  
1st Revised

Cal. P.U.C. Sheet No. 80  
Cal. P.U.C. Sheet No. 80

Schedule Nos. GS-10/GN-10

**RESIDENTIAL GAS SERVICE**

*(Continued)*

**RATES** *(Continued)*

Upon completion of an application and verification by a state licensed physician, surgeon, osteopath, nurse practitioner or physician assistant, an additional monthly medical allowance of 25 therms will be provided for hemiplegic/paraplegic/quadruplegic persons, multiple sclerosis/scleroderma patients and persons who are being treated for a life-threatening illness and have a compromised immune system who are full-time residents in a household served under this schedule.

If the customer qualifying for the standard medical allowance can demonstrate to the Company's satisfaction that the 25-therm allowance is insufficient to meet the life-support and comfort requirements of the eligible resident, the Company shall make a determination as to the additional quantity required and round such quantity to the next higher 25 therms.

The number of therms shall be determined in accordance with the provisions of Rule No. 2C of this California Gas Tariff.

Baseline usage quantities are applicable only to separately metered, permanent residential customers. Recreational or vacation home customers shall be billed under Schedule Nos. GS-15/GN-15 of this California Gas Tariff. The Company may require customers to complete and file with it an appropriate Declaration of Eligibility for Baseline Rates.

The Company shall differentiate between permanent and other residential customers on the basis of a service and mailing address analysis.

It is the responsibility of the customer to advise the Company within 15 days of any changes in his (or her) residential status.

**Minimum Charge:**

The minimum charge per meter per month is the basic service charge.

**SPECIAL CONDITIONS**

Service under this schedule is subject to discontinuance without notice in case of an actual or threatened shortage of natural gas, whether due to insufficient supply or to inadequate transmission or delivery capacity of the facilities of either the Company or its wholesale supplier. The Company will not be liable for damages occasioned by interruption or discontinuance of service supplied under this schedule. Such interruption or discontinuance of service will be made in accordance with Rule No. 20 of this California Gas Tariff.

Advice Letter No. A.24-09-  
Decision No. \_\_\_\_\_

Issued by  
Amy L. Timperley  
Chief Regulatory Officer

Date Filed September 5, 2024  
Effective \_\_\_\_\_  
Resolution No. \_\_\_\_\_

D

D

T

T

**PROPOSTED TARIFF SHEETS**

SOUTHWEST GAS CORPORATION  
P.O. Box 98510  
Las Vegas, Nevada 89193-8510  
California Gas Tariff

Canceling Revised Cal. P.U.C. Sheet No. 81  
4th Revised Cal. P.U.C. Sheet No. 81

Schedule No. GS-11

RESIDENTIAL AIR-CONDITIONING GAS SERVICE

APPLICABILITY

Applicable to gas service to customers which consists of direct domestic gas usage in a residential dwelling for air conditioning in conjunction with space heating, cooking, water heating, and other residential uses. This schedule is available as an option only to primary residences with installed natural gas air-conditioning systems for customers who would otherwise receive service pursuant to Schedule No. GS-10, Residential Gas Service of this California Gas Tariff.

TERRITORY

Throughout the Company's certificated gas service areas in its Southern California Division, except as may hereafter be provided.

RATES

The commodity charges and basic service charge are set forth in the currently-effective Statement of Rates of this California Gas Tariff and are incorporated herein by reference.

Customers on this schedule may receive the California (CA) Climate Credit, if applicable, annually each April. <sup>[1]</sup> The credit will display as a line item on the customer's bill. The CA Climate Credit will be issued to all active accounts receiving natural gas service on the date the credit is given.

The Tier I and summer season Tier II daily quantities in therms for all individually-metered residential uses are:

Climate Zone	Summer Season (May - Oct.)		Winter Off-Peak (Spring/Fall) (Mar., Apr. & Nov.)	Winter Peak (Dec.-Feb)
	Tier I	Tier II		
Barstow	0.39	0.13	1.12	1.91
Needles	0.23	0.07	0.53	0.92
Victorville	0.46	0.10	1.45	2.11
	Summer Season (June - Oct.)		Winter Off-Peak (Spring/Fall) (Apr., May & Nov.)	Winter Peak (Dec.-March)
Big Bear	0.46	0.16	1.64	2.76

For billing purposes all summer season quantities sold each month in excess of the Tier II quantities shall be billed at the Gas Air-Conditioning rate, and all winter season quantities sold each month in excess of the Tier I quantities shall be billed at the Tier II rate.

<sup>[1]</sup>Due to cycle billing, some customers may receive the CA Climate Credit on their May bills.

Advice Letter No. A.24-09-  
Decision No. \_\_\_\_\_

Issued by  
Amy L. Timperley  
Chief Regulatory Officer

Date Filed September 5, 2024  
Effective \_\_\_\_\_  
Resolution No. \_\_\_\_\_

R  
I  
I/R

I/R

T  
T

PROPOSTED TARIFF SHEETS

SOUTHWEST GAS CORPORATION
P.O. Box 98510
Las Vegas, Nevada 89193-8510
California Gas Tariff

Canceling Revised
4th Revised

Cal. P.U.C. Sheet No. 83
Cal. P.U.C. Sheet No. 83

Schedule Nos. GS-12/GN-12

CARE RESIDENTIAL GAS SERVICE

APPLICABILITY

Applicable to gas service to customers whose qualifying income does not exceed 200 percent of the Federal poverty level, pursuant to California Alternate Rates for Energy (CARE) program eligibility requirements. This service is available only to primary residences.

TERRITORY

Throughout the Company's certificated California service areas, except as may hereafter be provided.

RATES

The commodity charges and basic service charge are set forth in the currently-effective Statement of Rates of this California Gas Tariff and are incorporated herein by reference.

Customers on this schedule may receive the California (CA) Climate Credit, if applicable, annually each April. The credit will display as a line item on the customer's bill. The CA Climate Credit will be issued to all active accounts receiving natural gas service on the date the credit is given. The CA Climate Credit will be applied after the California Alternate Rates for Energy (CARE) is applied to the customer's bill to ensure the customer receives the maximum benefit of the CARE program.

The baseline daily quantity in therms for all individually-metered residential uses are:

Table with 4 columns: Climate Zone, Summer Season (May - Oct.), Winter Off-Peak (Spring/Fall) (Mar., Apr. & Nov.), Winter Peak (Dec.-Feb). Rows include Barstow, Needles, Victorville, Big Bear, No. Lake Tahoe, So. Lake Tahoe, and Truckee.

For billing purposes all quantities sold each month in excess of the baseline quantities shall be billed at the Tier II rate.

[1]Due to cycle billing, some customers may receive the CA Climate Credit on their May bills.

Advice Letter No. A.24-09-
Decision No.

Issued by
Amy L. Timperley
Chief Regulatory Officer

Date Filed September 5, 2024
Effective
Resolution No.

**PROPOSTED TARIFF SHEETS**

SOUTHWEST GAS CORPORATION  
P.O. Box 98510  
Las Vegas, Nevada 89193-8510  
California Gas Tariff

Canceling \_\_\_\_\_  
Revised  
1st Revised

Cal. P.U.C. Sheet No. 84  
Cal. P.U.C. Sheet No. 84

Schedule Nos. GS-12/GN-12

CARE RESIDENTIAL GAS SERVICE

*(Continued)*

RATES *(Continued)*

Upon completion of an application and verification by a state licensed physician, surgeon, osteopath, nurse practitioner or physician assistant, an additional monthly medical allowance of 25 therms will be provided for hemiplegic/paraplegic/quadruplegic persons, multiple sclerosis/scleroderma patients and persons who are being treated for a life-threatening illness and have a compromised immune system who are full-time residents in a household served under this schedule.

If the customer qualifying for the standard medical allowance can demonstrate to the Company's satisfaction that the 25-therm allowance is insufficient to meet the life-support and comfort requirements of the eligible resident, the Company shall make a determination as to the additional quantity required and round such quantity to the next higher 25 therms.

The number of therms shall be determined in accordance with the provisions of Rule No. 2C of this California Gas Tariff.

Baseline usage quantities are applicable only to separately metered, permanent residential customers. Recreational or vacation home customers shall be billed under Schedule Nos. GS-15/GN-15 of this California Gas Tariff. The Company may require customers to complete and file with it an appropriate Declaration of Eligibility for Baseline Rates.

The Company shall differentiate between permanent and other residential customers on the basis of a service and mailing address analysis.

Minimum Charge:

The minimum charge per meter per month is the basic service charge.

Advice Letter No. A.24-09-  
Decision No. \_\_\_\_\_

Issued by  
Amy L. Timperley  
Chief Regulatory Officer

Date Filed September 5, 2024  
Effective \_\_\_\_\_ T  
Resolution No. \_\_\_\_\_ T

**PROPOSTED TARIFF SHEETS**

SOUTHWEST GAS CORPORATION  
P.O. Box 98510  
Las Vegas, Nevada 89193-8510  
California Gas Tariff

Canceling \_\_\_\_\_ Revised  
16th Revised

Cal. P.U.C. Sheet No. 85  
Cal. P.U.C. Sheet No. 85

Schedule Nos. GS-12/GN-12

CARE RESIDENTIAL GAS SERVICE  
(Continued)

SPECIAL CONDITIONS

1. An approved CARE application and declaration of eligibility form is required from each customer for service under this schedule.
2. To qualify for service under this schedule, a customer can meet either of the following two eligibility requirements:

- a. Categorical Eligibility - One or more people in a household participate in any of the following public assistance programs: Medicaid/Medi-Cal (age 65 and over); Medicaid/Medi-Cal (age 65 and under); Medi-Cal for Families A&B (Healthy Families A&B); Supplemental Security Income (SSI); CalFresh/SNAP (Food Stamps); Head Start Income Eligible (Tribal Only); Bureau of Indian Affairs General Assistance; Women, Infants, and Children (WIC); National School Lunch Program (NSLP); or CalWORKS (TANF) or Tribal TANF.
- b. Income Eligibility - The total gross annual income, both taxable and nontaxable, from all sources for all persons in the applicant’s household may not exceed the income limits shown below.

These income limits are effective from June 1, 2024 through May 31, 2025.

<u>Number of Persons in Household</u>	<u>Total Gross Annual Income</u>
1 - 2	\$40,880
3	\$51,640
4	\$62,400
5	\$73,160
6	\$83,920
7	\$94,680
8	\$105,440

For households with more than eight persons, add \$10,760 annually for each additional person residing in the household. The above income levels are subject to change annually by the Commission.

3. A person who is claimed as a dependent on another person’s income tax return is not eligible for service under this schedule.

Advice Letter No. A.24-09-  
Decision No. \_\_\_\_\_

Issued by  
Amy L. Timperley  
Chief Regulatory Officer

Date Filed September 5, 2024  
Effective \_\_\_\_\_  
Resolution No. \_\_\_\_\_

**PROPOSTED TARIFF SHEETS**

SOUTHWEST GAS CORPORATION  
P.O. Box 98510  
Las Vegas, Nevada 89193-8510  
California Gas Tariff

Canceling \_\_\_\_\_  
Revised \_\_\_\_\_  
1st Revised \_\_\_\_\_

Cal. P.U.C. Sheet No. 86  
Cal. P.U.C. Sheet No. 86

Schedule Nos. GS-12/GN-12

CARE RESIDENTIAL GAS SERVICE

*(Continued)*

SPECIAL CONDITIONS *(Continued)*

4. Recertification for the CARE program will be required as follows: 1) every two years for customers qualifying with non-fixed income sources; and 2) every four years for customers qualifying with fixed income sources.
5. Service under this schedule is for residential purposes at only one residential location at any one time and is applicable only to a customer's permanent primary residence.
6. Eligible customers shall be billed on this schedule commencing with the next regularly scheduled billing period after receipt and approval of application by the Company.
7. Eligibility information provided by the customer on the application form may be subject to verification by the Company. Refusal or failure of a customer to provide documentation of eligibility acceptable to the Company, upon request of the Company, shall result in removal from this schedule.
8. Customers who wrongfully declare eligibility or fail to notify the Company when they no longer meet the eligibility requirements may be rebilled for the period of ineligibility under their otherwise applicable residential rate schedule.
9. It is the responsibility of the customer to notify the Company within 30 days of any changes in the customer's eligibility status.
10. Service under this schedule is subject to discontinuance without notice in case of an actual or threatened shortage of natural gas, whether due to insufficient supply or to inadequate transmission or delivery capacity of the facilities of either the Company or its wholesale supplier. The Company will not be liable for damages occasioned by interruption or discontinuance of service supplied under this schedule. Such interruption or discontinuance of service will be made in accordance with Rule No. 20 of this California Gas Tariff.

Advice Letter No. A.24-09-  
Decision No. \_\_\_\_\_

Issued by  
Amy L. Timperley  
Chief Regulatory Officer

Date Filed September 5, 2024  
Effective \_\_\_\_\_  
Resolution No. \_\_\_\_\_



**PROPOSED TARIFF SHEETS**

SOUTHWEST GAS CORPORATION  
P.O. Box 98510  
Las Vegas, Nevada 89193-8510  
California Gas Tariff

Canceling \_\_\_\_\_  
Revised \_\_\_\_\_  
2nd Revised \_\_\_\_\_

Cal. P.U.C. Sheet No. 87  
Cal. P.U.C. Sheet No. 87

Schedule Nos. GS-15/GN-15

SECONDARY RESIDENTIAL GAS SERVICE

APPLICABILITY

Applicable to gas service to customers which consists of direct domestic gas usage in a residential dwelling for space heating, air conditioning, cooking, water heating, and other residential uses. This schedule is available only to recreational, vacation, or secondary homes.

TERRITORY

Throughout the Company's certificated California service areas, except as may hereafter be provided.

RATES

The commodity charges and basic service charge are set forth in the currently-effective Statement of Rates of this California Gas Tariff and are incorporated herein by reference.

Customers on this schedule may receive the California (CA) Climate Credit, if applicable, annually each April.<sup>[1]</sup> The credit will display as a line item on the customer's bill. The CA Climate Credit will be issued to all active accounts receiving natural gas service on the date the credit is given.

The number of therms shall be determined in accordance with the provisions of Rule No. 2C of this California Gas Tariff.

Minimum Charge:

The minimum charge per meter per month is the basic service charge.

SPECIAL CONDITIONS

Service under this schedule is subject to discontinuance without notice in case of an actual or threatened shortage of natural gas, whether due to insufficient supply or to inadequate transmission or delivery capacity of the facilities of either the Company or its wholesale supplier. The Company will not be liable for damages occasioned by interruption or discontinuance of service supplied under this schedule. Such interruption or discontinuance of service will be made in accordance with Rule No. 20 of this California Gas Tariff.

<sup>[1]</sup>Due to cycle billing, some customers may receive the CA Climate Credit on their May bills. Pursuant to Commission Decision 18-03-017, the 2018 CA Climate Credit will be distributed in October.

Advice Letter No. A.24-08-  
Decision No. \_\_\_\_\_

Issued by  
Amy L. Timperley  
Chief Regulatory Officer

Date Filed August 30, 2024  
Effective \_\_\_\_\_ T  
Resolution No. \_\_\_\_\_ T



**PROPOSED TARIFF SHEETS**

SOUTHWEST GAS CORPORATION  
P.O. Box 98510  
Las Vegas, Nevada 89193-8510  
California Gas Tariff

Canceling \_\_\_\_\_  
Revised  
2nd Revised

Cal. P.U.C. Sheet No. 87  
Cal. P.U.C. Sheet No. 87

Schedule Nos. GS-15/GN-15

SECONDARY RESIDENTIAL GAS SERVICE

APPLICABILITY

Applicable to gas service to customers which consists of direct domestic gas usage in a residential dwelling for space heating, air conditioning, cooking, water heating, and other residential uses. This schedule is available only to recreational, vacation, or secondary homes.

TERRITORY

Throughout the Company's certificated California service areas, except as may hereafter be provided.

RATES

The commodity charges and basic service charge are set forth in the currently-effective Statement of Rates of this California Gas Tariff and are incorporated herein by reference.

Customers on this schedule may receive the California (CA) Climate Credit, if applicable, annually each April.<sup>[1]</sup> The credit will display as a line item on the customer's bill. The CA Climate Credit will be issued to all active accounts receiving natural gas service on the date the credit is given.

The number of therms shall be determined in accordance with the provisions of Rule No. 2C of this California Gas Tariff.

Minimum Charge:

The minimum charge per meter per month is the basic service charge.

SPECIAL CONDITIONS

Service under this schedule is subject to discontinuance without notice in case of an actual or threatened shortage of natural gas, whether due to insufficient supply or to inadequate transmission or delivery capacity of the facilities of either the Company or its wholesale supplier. The Company will not be liable for damages occasioned by interruption or discontinuance of service supplied under this schedule. Such interruption or discontinuance of service will be made in accordance with Rule No. 20 of this California Gas Tariff.

<sup>[1]</sup>Due to cycle billing, some customers may receive the CA Climate Credit on their May bills. Pursuant to Commission Decision 18-03-017, the 2018 CA Climate Credit will be distributed in October.

Advice Letter No. A.24-09-  
Decision No. \_\_\_\_\_

Issued by  
Amy L. Timperley  
Chief Regulatory Officer

Date Filed September 5, 2024  
Effective \_\_\_\_\_ T  
Resolution No. \_\_\_\_\_ T

PROPOSTED TARIFF SHEETS

SOUTHWEST GAS CORPORATION
P.O. Box 98510
Las Vegas, Nevada 89193-8510
California Gas Tariff

Canceling Revised
4th Revised

Cal. P.U.C. Sheet No. 88
Cal. P.U.C. Sheet No. 88

Schedule Nos. GS-20/GN-20

MULTI-FAMILY MASTER-METERED GAS SERVICE

APPLICABILITY

Applicable to gas service for cooking, water heating, space heating, and other residential usages supplied to multi-family accommodations through one meter on a single premise in accordance with Rule No. 18 of this California Gas Tariff. This schedule is closed to new installations.

TERRITORY

Throughout the Company's certificated California service areas, except as may hereafter be provided.

RATES

The commodity charges and basic service charge are set forth in the currently-effective Statement of Rates of this California Gas Tariff and are incorporated herein by reference.

Customers on this schedule may receive the California (CA) Climate Credit, if applicable, annually each April. The CA Climate Credit will be issued to all active accounts receiving natural gas service on the date the credit is given. The master-metered customer will receive one credit for each resident being served through the master-meter. It is the responsibility of the master-metered customer to pass the CA Climate Credit on to the resident.

The baseline daily quantity in therms per residential unit are:

Table with 4 columns: Climate Zone, Summer Season (May - Oct.), Winter Off-Peak (Spring/Fall) (Mar., Apr. & Nov.), Winter Peak (Dec.-Feb). Rows include Barstow, Needles, Victorville, Big Bear, No. Lake Tahoe, So. Lake Tahoe, and Truckee.

For billing purposes all quantities sold each month in excess of the baseline quantities shall be billed at the Tier II rate.

[1]Due to cycle billing, some customers may receive the CA Climate Credit on their May bills.

**PROPOSTED TARIFF SHEETS**

SOUTHWEST GAS CORPORATION  
P.O. Box 98510  
Las Vegas, Nevada 89193-8510  
California Gas Tariff

Canceling \_\_\_\_\_  
Revised  
2nd Revised

Cal. P.U.C. Sheet No. 89  
Cal. P.U.C. Sheet No. 89

Schedule Nos. GS-20/GN-20

**MULTI-FAMILY MASTER-METERED GAS SERVICE**

*(Continued)*

**RATES** *(Continued)*

Upon completion of an application and verification by a state licensed physician, surgeon osteopath, nurse practitioner or physician assistant, an additional monthly medical allowance of 25 therms will be provided for hemiplegic/paraplegic/quadruplegic persons, multiple sclerosis/scleroderma patients and persons who are being treated for a life-threatening illness and have a compromised immune system who are full-time residents in a household served under this schedule.

If the customer qualifying for the standard medical allowance can demonstrate to the Company's satisfaction that the 25-therm allowance is insufficient to meet the life-support and comfort requirements of the eligible resident, the Company shall make a determination as to the additional quantity required and round such quantity to the next higher 25 therms.

The number of therms shall be determined in accordance with the provisions of Rule No. 2C of this California Gas Tariff.

For billing purposes, the baseline quantity shall be determined by multiplying the allowable baseline quantity per residential unit by the number of qualifying residential units.

**Minimum Charge:**

The minimum charge per meter per month is the basic service charge.

**SPECIAL CONDITIONS**

1. Residential service under this schedule includes service to residential units and mobile home units, but does not include enterprises such as rooming houses, boarding houses, dormitories, rest homes, military barracks, stores, restaurants, service stations, and other similar establishments.
2. As a condition to service under this schedule, a master-meter customer must attach to his application for such service a Declaration of Eligibility for Baseline Rates stating the number of occupied units to be billed. The total baseline allowance will be determined on this declaration.
3. It is the responsibility of the customer to advise the Company within 15 days following any change in the number of residential dwelling units and mobile home spaces utilizing gas service. Failure to do so may result in the loss of baseline rates.

The number of residential units eligible for baseline allowances is subject to verification by the Company. In the event the Company ascertains a customer's ineligibility of a baseline allowance, an appropriate adjusted bill may be rendered to the customer.

Advice Letter No. A.24-09-  
Decision No. \_\_\_\_\_

Issued by  
Amy L. Timperley  
Chief Regulatory Officer

Date Filed September 5, 2024  
Effective \_\_\_\_\_ T  
Resolution No. \_\_\_\_\_ T

D

**PROPOSTED TARIFF SHEETS**

SOUTHWEST GAS CORPORATION  
P.O. Box 98510  
Las Vegas, Nevada 89193-8510  
California Gas Tariff

Canceling \_\_\_\_\_  
Revised  
3rd Revised

Cal. P.U.C. Sheet No. 91  
Cal. P.U.C. Sheet No. 91

Schedule Nos. GS-25/GN-25

MULTI-FAMILY MASTER-METERED GAS SERVICE – SUBMETERED

APPLICABILITY

This schedule is applicable to service for cooking, water heating, space heating, and other residential usages supplied to multi-family accommodations through one meter on a single premise and submetered to all individual tenants in accordance with Rule No. 18 of this California Gas Tariff. Pursuant to Assembly Bill No. 622 dated September 12, 1996, this schedule is closed to new installations for mobile home parks or manufactured housing communities for which construction has commenced on or after January 1, 1997.

TERRITORY

Throughout the Company’s certificated California service areas, except as may hereafter be provided.

RATES

The commodity charge, basic service charge and submetering discount are set forth in the currently-effective Statement of Rates of this California Gas Tariff and are incorporated herein by reference. The submetering discount will be applied to each occupied submetered mobile home park space per month. However, in no instance shall the monthly bill be less than the minimum charge.

Customers on this schedule may receive the California (CA) Climate Credit, if applicable, annually each April.<sup>[1]</sup> The CA Climate Credit will be issued to all active accounts receiving natural gas service on the date the credit is given. The CA Climate Credit will be applied after the California Alternate Rates for Energy (CARE) is applied to the customer’s bill to ensure the customer receives the maximum benefit of the CARE program. The master-metered customer will receive one credit for each submetered resident. It is the responsibility of the master-metered customer to pass the CA Climate Credit on to the submetered resident.

<sup>[1]</sup>Due to cycle billing, some customers may receive the CA Climate Credit on their May bills. Pursuant to Commission Decision 18-03-017, the 2018 CA Climate Credit will be distributed in October.

Advice Letter No. A.24-09-  
Decision No. \_\_\_\_\_

Issued by  
Amy L. Timperley  
Chief Regulatory Officer

Date Filed September 5, 2024  
Effective \_\_\_\_\_  
Resolution No. \_\_\_\_\_

D

T  
T

**PROPOSTED TARIFF SHEETS**

SOUTHWEST GAS CORPORATION  
P.O. Box 98510  
Las Vegas, Nevada 89193-8510  
California Gas Tariff

Canceling \_\_\_\_\_  
Revised \_\_\_\_\_  
3rd Revised \_\_\_\_\_

Cal. P.U.C. Sheet No. 92  
Cal. P.U.C. Sheet No. 92

Schedule Nos. GS-25/GN-25

**MULTI-FAMILY MASTER-METERED GAS SERVICE – SUBMETERED**  
*(Continued)*

**RATES** *(Continued)*

The baseline daily quantity in therms per residential unit are:

Climate Zone	Summer Season (May - Oct.)	Winter Off-Peak (Spring/Fall) (Mar., Apr. & Nov.)	Winter Peak (Dec.-Feb)
Barstow	0.39	1.12	1.91
Needles	0.23	0.53	0.92
Victorville	0.46	1.45	2.11
	Summer Season (June - Oct.)	Winter Off-Peak (Spring/Fall) (Apr., May & Nov.)	Winter Peak (Dec.-March)
Big Bear	0.46	1.64	2.76
No. Lake Tahoe	0.66	2.17	3.22
So. Lake Tahoe	0.66	2.10	3.02
Truckee	0.79	2.30	3.62

For billing purposes all quantities sold each month in excess of the baseline quantities shall be billed at the Tier II rate.

Upon completion of an application and verification by a state licensed physician, surgeon osteopath, nurse practitioner or physician assistant, an additional monthly medical allowance of 25 therms will be provided for hemiplegic/paraplegic/quadruplegic persons, multiple sclerosis/scleroderma patients and persons who are being treated for a life-threatening illness and have a compromised immune system who are full-time residents in a household served under this schedule.

If the customer qualifying for the standard medical allowance can demonstrate to the Company's satisfaction that the 25-therm allowance is insufficient to meet the life-support and comfort requirements of the eligible resident, the Company shall make a determination as to the additional quantity required and round such quantity to the next higher 25 therms.

The number of therms shall be determined in accordance with the provisions of Rule No. 2C of this California Gas Tariff.

For billing purposes, the baseline quantity shall be determined by multiplying the allowable baseline quantity per residential unit by the number of qualifying residential units.

Advice Letter No. A.24-09-  
Decision No. \_\_\_\_\_

Issued by  
Amy L. Timperley  
Chief Regulatory Officer

Date Filed September 5, 2024  
Effective \_\_\_\_\_  
Resolution No. \_\_\_\_\_

D  
R  
I  
I/R  
I  
R/I/R  
I

**PROPOSTED TARIFF SHEETS**

SOUTHWEST GAS CORPORATION  
P.O. Box 98510  
Las Vegas, Nevada 89193-8510  
California Gas Tariff

Canceling \_\_\_\_\_  
Revised  
1st Revised

Cal. P.U.C. Sheet No. 93  
Cal. P.U.C. Sheet No. 93

Schedule Nos. GS-25/GN-25

MULTI-FAMILY MASTER-METERED GAS SERVICE – SUBMETERED  
(Continued)

CARE Program Discount:

If an individual submetered tenant of a multi-family master-metered customer meets the eligibility criteria established in Schedule Nos. GS-12/GN-12 of this California Gas Tariff, the tenant shall be eligible for the CARE discount. All the Special Conditions set forth in Schedule Nos. GS-12/GN-12 shall apply. Recertification of eligibility will be required every two years and whenever a submetered tenant moves.

For billing purposes, the Company will bill the master-metered customer the discounted rate for the number of eligible submetered tenants. It is the responsibility of master-metered customers to pass the CARE discount to the eligible tenant and to notify the Company when a submetered tenant moves.

Minimum Charge:

The minimum charge per meter per month is the basic service charge.

SPECIAL CONDITIONS

1. Residential service under this schedule includes service to residential units and mobile home units, but does not include enterprises such as rooming houses, boarding houses, dormitories, rest homes, military barracks, stores, restaurants, service stations, and other similar establishments.
2. As a condition to service under this schedule, a master-meter customer must attach to his application for such service a Declaration of Eligibility for Baseline Rates stating the number of occupied units to be billed. The total baseline allowance will be determined on this declaration.
3. It is the responsibility of the customer to advise the Company within 15 days following any change in the number of residential dwelling units and mobile home spaces utilizing gas service. Failure to do so may result in the loss of baseline rates.

The number of residential units eligible for baseline allowances is subject to verification by the Company. In the event the Company ascertains a customer's ineligibility of a baseline allowance, an appropriate adjusted bill may be rendered to the customer.

Advice Letter No. A.24-09-  
Decision No. \_\_\_\_\_

Issued by  
Amy L. Timperley  
Chief Regulatory Officer

Date Filed September 5, 2024  
Effective \_\_\_\_\_  
Resolution No. \_\_\_\_\_

**PROPOSTED TARIFF SHEETS**

SOUTHWEST GAS CORPORATION  
P.O. Box 98510  
Las Vegas, Nevada 89193-8510  
California Gas Tariff

Canceling \_\_\_\_\_ Revised \_\_\_\_\_ Cal. P.U.C. Sheet No. 94  
15th Revised Cal. P.U.C. Sheet No. 94

Schedule Nos. GS-35/GN-35

**AGRICULTURAL EMPLOYEE HOUSING AND  
NONPROFIT GROUP LIVING FACILITY GAS SERVICE**

APPLICABILITY

Applicable to gas service for nonprofit group living facilities, as defined in Rule No. 1 of this California Gas Tariff, where a minimum of 70 percent of the gas consumed under this schedule is for residential purposes, and to qualified migrant housing centers; privately-owned employee housing; or agricultural employee housing operated by nonprofit organizations.

TERRITORY

Throughout the Company's certificated California service areas, except as may hereafter be provided.

RATES

The commodity charges and basic service charge are set forth in the currently-effective Statement of Rates of this California Gas Tariff and are incorporated herein by reference.

The number of therms shall be determined in accordance with the provisions of Rule No. 2C of this California Gas Tariff.

Minimum Charge:

The minimum charge per meter per month is the basic service charge.

SPECIAL CONDITIONS

A. NONPROFIT GROUP LIVING FACILITIES

- 1. To be eligible for service under this schedule, the total gross annual income, both taxable and nontaxable, from all sources for each resident residing in the nonprofit group living facility may not exceed the Commission's CARE program eligibility income level shown below for a single-person household, and each resident may not be claimed as a dependent on another person's income tax return.

<u>Household Size</u>	<u>Total Gross Annual Income</u>
1 – 2	\$40,880

The above income limit is effective from June 1, 2024 through May 31, 2025.



**PROPOSTED TARIFF SHEETS**

SOUTHWEST GAS CORPORATION  
P.O. Box 98510  
Las Vegas, Nevada 89193-8510  
California Gas Tariff

Canceling \_\_\_\_\_  
Revised \_\_\_\_\_  
Original \_\_\_\_\_

Cal. P.U.C. Sheet No. 95  
Cal. P.U.C. Sheet No. 95

Schedule Nos. GS-35/GN-35

**AGRICULTURAL EMPLOYEE HOUSING AND  
NONPROFIT GROUP LIVING FACILITY GAS SERVICE**  
*(Continued)*

**SPECIAL CONDITIONS** *(Continued)*

**A. NONPROFIT GROUP LIVING FACILITIES** *(Continued)*

Examples of potentially eligible nonprofit group living facilities consist of licensed or permitted homeless shelters, transitional housing, short- or long-term care facilities (hospices, nursing homes, senior or children homes), group homes for mentally or physically disabled/disadvantaged persons or satellite facilities of a properly-licensed "mother ship" facility; and other nonprofit group living facilities that may not have a license or permit (homeless shelters, women shelters or hospices) in which 100 percent of the residents would meet the residential CARE program income eligibility requirements and where services are being provided for the direct benefit of eligible residents. Any for-profit entity, student housing/dormitories, military barracks and fraternities/sororities are excluded.

An approved "Application for Qualified Nonprofit Group Living Facilities for California Alternate Rates for Energy (CARE) Program" is required for service under this schedule. In addition, applicants, other than homeless shelters, shall submit an "Application for California Alternate Rates for Energy (CARE) Program" on behalf of each resident of the facility.

- 2. Nonprofit group living facilities must recertify their eligibility for service under this schedule every two years. Eligibility confirmation shall require demonstration by the applicant that the rate discount obtained under this schedule has been passed on to the benefit of the facility's residents.
- 3. Publicly-owned and government-subsidized housing facilities are not qualifying group living facilities. A group living facility that would otherwise qualify for the CARE program would not be ineligible because compensation for room, board or services is provided by a government agency on behalf of the resident under a disability, Supplemental Security Income (SSI), Social Security Administration (SSA) or other governmental assistance program.

A nonprofit owner/operator of a government-subsidized residential facility may be eligible for service under this schedule if services besides lodging are provided to residents and all other eligibility criteria are met.

Advice Letter No. A.24-09-  
Decision No. \_\_\_\_\_

Issued by  
Amy L. Timperley  
Chief Regulatory Officer

Date Filed September 5, 2024  
Effective \_\_\_\_\_ T  
Resolution No. \_\_\_\_\_ T



**PROPOSTED TARIFF SHEETS**

SOUTHWEST GAS CORPORATION  
P.O. Box 98510  
Las Vegas, Nevada 89193-8510  
California Gas Tariff

Canceling \_\_\_\_\_ Revised \_\_\_\_\_ Cal. P.U.C. Sheet No. 96  
Original \_\_\_\_\_ Cal. P.U.C. Sheet No. 96

Schedule Nos. GS-35/GN-35

**AGRICULTURAL EMPLOYEE HOUSING AND  
NONPROFIT GROUP LIVING FACILITY GAS SERVICE**  
*(Continued)*

**SPECIAL CONDITIONS** *(Continued)*

**A. NONPROFIT GROUP LIVING FACILITIES** *(Continued)*

- 4. The Company shall require a nonprofit group living facility applicant to provide a copy of its current valid State Business License or Conditional Use Permit, if licensed or permitted, a letter determination of tax-exempt, nonprofit corporation status under Internal Revenue Service Code Section 501(c)(3), and any other documentation the Company may reasonably require.
- 5. Homeless shelters shall provide verification that at least six beds are provided during a minimum of 180 days each year for persons who have no alternative residence.

Homeless shelters operated in a government-owned or subsidized building by a nonprofit organization may qualify for the CARE program so long as the nonprofit entity is the Company customer of record for the site and a minimum of 70 percent of the energy consumed on site is used for residential purposes.

**B. MIGRANT FARMWORKER HOUSING CENTERS**

Pursuant to Section 50710.1(e) of the California Health and Safety Code and subject to the following conditions stated herein, Migrant Farmworker Housing Centers operated by the Office of Migrant Services or other nonprofit entities shall be deemed eligible for the CARE program discount due to the presumed income levels of the occupants.

- 1. Applicant shall be the customer of record.
- 2. Applicant shall provide copy of current contract with the Office of Migrant Services, Department of Housing and Community Development.
- 3. Where the applicant is not overseen by the Office of Migrant Services, applicant shall provide proof of nonprofit status. Acceptable proofs include: unrevoked letter determination or ruling of tax-exempt, nonprofit corporation status under Internal Revenue Service Code Section 501(c)(3), or similar tax-exempt certification from the Assessor in the county where the housing is located indicating exemption of the housing from local property taxes, pursuant to subdivision (g) of Section 214 of the California Revenue and Taxation Code.

**PROPOSTED TARIFF SHEETS**

SOUTHWEST GAS CORPORATION  
P.O. Box 98510  
Las Vegas, Nevada 89193-8510  
California Gas Tariff

Canceling \_\_\_\_\_ Revised \_\_\_\_\_ Cal. P.U.C. Sheet No. 97  
Original \_\_\_\_\_ Cal. P.U.C. Sheet No. 97

Schedule Nos. GS-35/GN-35

**AGRICULTURAL EMPLOYEE HOUSING AND  
NONPROFIT GROUP LIVING FACILITY GAS SERVICE**  
*(Continued)*

**SPECIAL CONDITIONS** *(Continued)*

**B. MIGRANT FARMWORKER HOUSING CENTERS** *(Continued)*

- 4. An approved "Application for California Alternate Rates for Energy (CARE) Program for Qualified Agricultural Employee Housing Facilities" is required for service under this schedule. The Company shall be permitted to verify the eligibility of the facility.
- 5. Migrant farmworker housing facilities must reapply and recertify their eligibility for service under this schedule every two years.
- 6. For individually-metered dwelling units in the migrant center, 100 percent of the usage must be for residential uses, as defined in Rule No. 1 of this California Gas Tariff, in order to qualify for this CARE program rate. If the migrant center is served by a master meter, then not less than 70 percent of the usage must be for residential uses in order to qualify. Natural gas usage for offices, maintenance shops or agricultural uses shall not be considered residential use. Only meters that are served under a residential or commercial rate schedule can qualify for this CARE program rate.
- 7. Applicant must indicate on the initial application for service under this schedule how the discount from the CARE program rate will be used to directly benefit the occupants of the migrant farmworker housing center. At recertification, applicant must describe: 1) how the discount was previously used for the direct benefit of the residents, and 2) how the discount will be used for the next two years for the direct benefit of the residents. Applicants shall make a certification to the above under the penalty of perjury on the CARE program application.

The applicant will be required to demonstrate where the savings from the CARE program rate will or have been reallocated and that the reallocation benefits the occupants directly. The applicant must maintain accounting entries and retain supporting documentation in order to allow the Company to verify the benefits conferred. Supporting documentation includes, but is not limited to: dated receipts identifying items purchased; stated purposes of such purchase, and letters or memorandum to occupants indicating the benefit provided. Examples of benefits that would qualify, provided appropriate records are

Advice Letter No. A.24-09-  
Decision No. \_\_\_\_\_

Issued by  
Amy L. Timperley  
Chief Regulatory Officer

Date Filed September 5, 2024  
Effective \_\_\_\_\_ T  
Resolution No. \_\_\_\_\_ T

**PROPOSTED TARIFF SHEETS**

SOUTHWEST GAS CORPORATION  
P.O. Box 98510  
Las Vegas, Nevada 89193-8510  
California Gas Tariff

Canceling \_\_\_\_\_ Revised \_\_\_\_\_ Cal. P.U.C. Sheet No. 98  
Original \_\_\_\_\_ Cal. P.U.C. Sheet No. 98

Schedule Nos. GS-35/GN-35

**AGRICULTURAL EMPLOYEE HOUSING AND  
NONPROFIT GROUP LIVING FACILITY GAS SERVICE**  
*(Continued)*

**SPECIAL CONDITIONS** *(Continued)*

**B. MIGRANT FARMWORKER HOUSING CENTERS** *(Continued)*

maintained include: reduced energy charges to tenants from the CARE program rate savings; improvements to tenant services such as day care or recreational facilities for tenants; reduced rents or reduced rent increases from offsets by the CARE program rate. Other benefits may be considered by the Company as qualifying provided the applicant can adequately demonstrate the savings will or have been used for the direct benefit of the occupants.

Items not considered direct benefits for current occupants include: physical improvements to property that do not directly benefit occupants, such as remodeling to add office space; or development of new migrant center housing.

- 8. Customers who wrongfully declare eligibility or fail to demonstrate the CARE program rate savings directly benefited the migrant center occupants may be rebilled for the period of ineligibility under their otherwise applicable rate schedule.

**C. PRIVATELY-OWNED EMPLOYEE HOUSING**

Privately-owned employee housing, as defined by Section 17008 of the California Health and Safety Code, that is licensed and inspected by state or local agencies pursuant to Part 1 (commencing with Section 17000) of Division 13 of the California Health and Safety Code, may be determined by the Company to be eligible for service under this schedule subject to the following conditions.

- 1. Applicant shall be the customer of record. Applicant shall be required to provide proof of current compliance with Part 1 of Division 13 of the California Health and Safety Code, commonly cited as the Employee Housing Act. Compliance may take the form of a current valid permit or license issued pursuant to Health and Safety Code §17030.

Advice Letter No. A.24-09-  
Decision No. \_\_\_\_\_

Issued by  
Amy L. Timperley  
Chief Regulatory Officer

Date Filed September 5, 2024  
Effective \_\_\_\_\_ T  
Resolution No. \_\_\_\_\_ T

**PROPOSTED TARIFF SHEETS**

SOUTHWEST GAS CORPORATION  
P.O. Box 98510  
Las Vegas, Nevada 89193-8510  
California Gas Tariff

Canceling \_\_\_\_\_  
Revised \_\_\_\_\_  
Original \_\_\_\_\_

Cal. P.U.C. Sheet No. 99  
Cal. P.U.C. Sheet No. 99

Schedule Nos. GS-35/GN-35

**AGRICULTURAL EMPLOYEE HOUSING AND  
NONPROFIT GROUP LIVING FACILITY GAS SERVICE**  
*(Continued)*

**SPECIAL CONDITIONS** *(Continued)*

**C. PRIVATELY-OWNED EMPLOYEE HOUSING** *(Continued)*

- 2. To be eligible for service under this schedule, the applicant shall be responsible for determining that all households residing in the employee housing qualify for the CARE Residential Gas Service under the annual total household income guidelines and criteria as set forth in Schedule Nos. GS-12/GN-12 of this California Gas Tariff. The applicant shall make a certification to that effect under the penalty of perjury on the CARE program application. Housing for employees provided primarily for the convenience of the private employer shall not be considered eligible for the CARE program rate.

An approved "Application for California Alternate Rates for Energy (CARE) Program for Qualified Agricultural Employee Housing Facilities" is required for service under this schedule. The Company shall be permitted to verify the eligibility of the privately-owned employee housing and its tenants.

- 3. The applicant must reapply and recertify their eligibility for service under this schedule every two years.
- 4. For privately-owned employee housing, 100 percent of the usage must be for residential uses, as defined in Rule No. 1 of this California Gas Tariff, in order to qualify for this CARE program rate, whether individually- or master-metered. Natural gas usage for offices, maintenance shops or agricultural uses shall not be considered residential use. Only meters that are served under a residential or commercial rate schedule can qualify for this CARE program rate.
- 5. Applicants must indicate on the initial application for service under this schedule how the discount from the CARE program rate will be used to directly benefit the occupants of the privately-owned employee housing. At recertification, applicant must describe: 1) how the discount was previously used for the direct benefit of the residents, and 2) how the discount will be used for the next two years for the direct benefit of the residents. Applicants shall make a certification to the above under the penalty of perjury on the CARE program application.

Advice Letter No. A.24-09-  
Decision No. \_\_\_\_\_

Issued by  
Amy L. Timperley  
Chief Regulatory Officer

Date Filed September 5, 2024  
Effective \_\_\_\_\_  
Resolution No. \_\_\_\_\_

**PROPOSTED TARIFF SHEETS**

SOUTHWEST GAS CORPORATION  
P.O. Box 98510  
Las Vegas, Nevada 89193-8510  
California Gas Tariff

Canceling \_\_\_\_\_  
Revised \_\_\_\_\_  
Original \_\_\_\_\_

Cal. P.U.C. Sheet No. 100  
Cal. P.U.C. Sheet No. 100

Schedule Nos. GS-35/GN-35

**AGRICULTURAL EMPLOYEE HOUSING AND  
NONPROFIT GROUP LIVING FACILITY GAS SERVICE**  
*(Continued)*

**SPECIAL CONDITIONS** *(Continued)*

**C. PRIVATELY-OWNED EMPLOYEE HOUSING** *(Continued)*

The applicant will be required to demonstrate where the savings from the CARE program rate will or have been reallocated and that the reallocation benefits the occupants directly. The applicant must maintain accounting entries and retain supporting documentation in order to allow the Company to verify the benefits conferred. Supporting documentation includes, but is not limited to: dated receipts identifying items purchased; stated purposes of such purchase, and letters or memorandum to occupants indicating the benefit provided. Examples of benefits that would qualify, provided appropriate records are maintained, include: reduced energy charges to tenants from the CARE program rate savings; improvements to tenant services such as day care or recreational facilities for tenants; reduced rents or reduced rent increases from offsets by the CARE program rate. Other benefits may be considered by the Company as qualifying provided the applicant can adequately demonstrate the savings will or have been used for the direct benefit of the occupants.

Items not considered direct benefits for current occupants include: physical improvements to property that do not directly benefit occupants, such as remodeling to add office space; or development of new privately-owned employee housing.

- 6. Customers who wrongfully declare eligibility or fail to demonstrate the CARE program rate savings directly benefited the privately-owned employee housing occupants may be rebilled for the period of ineligibility under their otherwise applicable rate schedule.

Advice Letter No. A.24-09-  
Decision No. \_\_\_\_\_

Issued by  
Amy L. Timperley  
Chief Regulatory Officer

Date Filed September 5, 2024  
Effective \_\_\_\_\_ T  
Resolution No. \_\_\_\_\_ T

**PROPOSTED TARIFF SHEETS**

SOUTHWEST GAS CORPORATION  
P.O. Box 98510  
Las Vegas, Nevada 89193-8510  
California Gas Tariff

Canceling \_\_\_\_\_ Revised \_\_\_\_\_ Cal. P.U.C. Sheet No. 101  
Original \_\_\_\_\_ Cal. P.U.C. Sheet No. 101

Schedule Nos. GS-35/GN-35

**AGRICULTURAL EMPLOYEE HOUSING AND  
NONPROFIT GROUP LIVING FACILITY GAS SERVICE**  
*(Continued)*

**SPECIAL CONDITIONS** *(Continued)*

**D. AGRICULTURAL EMPLOYEE HOUSING**

Agricultural Employee Housing, as defined by of Section 1140.4(b) of the California Labor Code and Section 17008(a) of the California Health and Safety Code, may be determined by the Company to be eligible for service under this schedule, subject to the following conditions.

1. Applicant shall be the customer of record.
2. To be eligible for service under this schedule, the applicant shall be responsible for determining that all households residing in the agricultural employee housing qualify for the CARE Residential Gas Service under the annual total household income guidelines and criteria as set forth in Schedule Nos. GS-12/GN-12 of this California Gas Tariff. The applicant shall make a certification to that effect under the penalty of perjury on the CARE program application. Employees or staff of the nonprofit organization operating the agricultural employee housing who reside at the facility can be excluded for purposes of qualifying the facility for this CARE program rate.

An approved *“Application for California Alternate Rates for Energy (CARE) Program for Qualified Agricultural Employee Housing Facilities”* is required for service under this schedule. The Company shall be permitted to verify the eligibility of the facility and its tenants.

3. The applicant must reapply and recertify their eligibility for service under this schedule every two years.
4. For individually-metered dwelling units for agricultural employee housing operated by nonprofit organizations, 100 percent of the usage must be for residential uses, as defined in Rule No. 1 of this California Gas Tariff, in order to qualify for this CARE program rate. If the agricultural employee housing is served by a master meter, then not less than 70 percent of the usage must be for residential uses in order to qualify. Natural gas usage for offices, maintenance shops or agricultural uses shall not be considered residential use. Only meters that are served under a residential or commercial rate schedule can qualify for this CARE program rate.

Advice Letter No. A.24-09-  
Decision No. \_\_\_\_\_

Issued by  
Amy L. Timperley  
Chief Regulatory Officer

Date Filed September 5, 2024  
Effective \_\_\_\_\_  
Resolution No. \_\_\_\_\_



**PROPOSTED TARIFF SHEETS**

SOUTHWEST GAS CORPORATION  
P.O. Box 98510  
Las Vegas, Nevada 89193-8510  
California Gas Tariff

Canceling \_\_\_\_\_ Revised \_\_\_\_\_ Cal. P.U.C. Sheet No. 102  
Original \_\_\_\_\_ Cal. P.U.C. Sheet No. 102

Schedule Nos. GS-35/GN-35

**AGRICULTURAL EMPLOYEE HOUSING AND  
NONPROFIT GROUP LIVING FACILITY GAS SERVICE**  
(Continued)

**SPECIAL CONDITIONS** (Continued)

**D. AGRICULTURAL EMPLOYEE HOUSING** (Continued)

- 5. Applicants must indicate on the initial application for service under this schedule how the discount from the CARE program rate will be used to directly benefit the occupants of the agricultural employee housing facility. At recertification, applicant must describe: 1) how the discount was previously used for the direct benefit of the residents, and 2) how the discount will be used for the next two years for the direct benefit of the residents. Applicants shall make a certification to the above under the penalty of perjury on the CARE program application.

The applicant will be required to demonstrate where the savings from the CARE program rate will or have been reallocated and that the reallocation benefits the occupants directly. The applicant must maintain accounting entries and retain supporting documentation in order to allow the Company to verify the benefits conferred. Supporting documentation includes, but is not limited to: dated receipts identifying items purchased; stated purposes of such purchase, and letters or memorandum to occupants indicating the benefit provided. Examples of benefits that would qualify, provided appropriate records are maintained, include: reduced energy charges to tenants from the CARE program rate savings; improvements to tenant services such as day care or recreational facilities for tenants; reduced rents or reduced rent increases from offsets by the CARE program rate. Other benefits may be considered by the Company as qualifying provided the applicant can adequately demonstrate the savings will or have been used for the direct benefit of the occupants.

Items not considered direct benefits for current occupants include: physical improvements to property that do not directly benefit occupants, such as remodeling to add office space; or development of new agricultural employee housing.

- 6. Customers who wrongfully declare eligibility or fail to demonstrate the CARE program rate savings directly benefited the agricultural employee housing occupants may be rebilled for the period of ineligibility under their otherwise applicable rate schedule.

Advice Letter No. A.24-09-  
Decision No. \_\_\_\_\_

Issued by  
Amy L. Timperley  
Chief Regulatory Officer

Date Filed September 5, 2024  
Effective \_\_\_\_\_ T  
Resolution No. \_\_\_\_\_ T

**PROPOSTED TARIFF SHEETS**

SOUTHWEST GAS CORPORATION  
P.O. Box 98510  
Las Vegas, Nevada 89193-8510  
California Gas Tariff

Canceling \_\_\_\_\_  
Revised \_\_\_\_\_  
Original \_\_\_\_\_

Cal. P.U.C. Sheet No. 103  
Cal. P.U.C. Sheet No. 103

Schedule Nos. GS-35/GN-35

**AGRICULTURAL EMPLOYEE HOUSING AND  
NONPROFIT GROUP LIVING FACILITY GAS SERVICE**  
*(Continued)*

**SPECIAL CONDITIONS** *(Continued)*

**E. ALL APPLICANTS**

1. Eligible customers shall be billed on this schedule commencing with the next regularly scheduled billing period after receipt and approval of CARE program application by the Company.
2. Eligibility and certification information provided by the customer on the CARE program application form may be subject to verification by the Company. Refusal or failure of a customer to provide documentation of eligibility acceptable to the Company, upon request of the Company, shall result in removal from this schedule.
3. Customers who wrongfully declare eligibility or fail to notify the Company when they no longer meet the eligibility requirements may be rebilled for the period of ineligibility under their otherwise applicable rate schedule.
4. It is the responsibility of the customer to notify the Company within 30 days of any changes in the customer's eligibility status.
5. Service under this schedule is subject to discontinuance without notice in case of an actual or threatened shortage of natural gas, whether due to insufficient supply or to inadequate transmission or delivery capacity of the facilities of either the Company or its wholesale supplier. The Company will not be liable for damages occasioned by interruption or discontinuance of service supplied under this schedule. Such interruption or discontinuance of service will be made in accordance with Rule No. 20 of this California Gas Tariff.

Advice Letter No. A.24-09-  
Decision No. \_\_\_\_\_

Issued by  
Amy L. Timperley  
Chief Regulatory Officer

Date Filed September 5, 2024  
Effective \_\_\_\_\_ T  
Resolution No. \_\_\_\_\_ T



**PROPOSTED TARIFF SHEETS**

SOUTHWEST GAS CORPORATION  
P.O. Box 98510  
Las Vegas, Nevada 89193-8510  
California Gas Tariff

Canceling \_\_\_\_\_ Revised \_\_\_\_\_  
1st Revised \_\_\_\_\_

Cal. P.U.C. Sheet No. 104  
Cal. P.U.C. Sheet No. 104

Schedule Nos. GS-40/GN-40

CORE GENERAL GAS SERVICE

APPLICABILITY

Applicable to gas service for customers that are engaged primarily in the sale of goods or services including institutions and local, state and federal government agencies and to all classes of customers not qualifying for service under other rate schedules.

TERRITORY

Throughout the Company's certificated California service areas, except as may hereafter be provided.

RATES

The commodity charges and basic service charge are set forth in the currently-effective Statement of Rates of this California Gas Tariff and are incorporated herein by reference.

In accordance with D.15-10-032, Company costs incurred to comply with the California Air Resources Board (ARB) natural gas supplier Cap-and-Trade program are included in transportation rates and recovered from Non-Covered Entities. Covered Entities, who are directly regulated by the ARB, are only responsible for paying for emission costs related to lost and unaccounted for gas (LUAF). The surcharges (GHGBA) for both Non-Covered Entities and Covered Entities are set forth in the currently-effective Statement of Rates of this California Gas Tariff.

The number of therms shall be determined in accordance with the provisions of Rule No. 2C of this California Gas Tariff.

Minimum Charge:

The minimum charge per meter per month is the basic service charge.

SPECIAL CONDITIONS

Service under this schedule is subject to discontinuance without notice in case of an actual or threatened shortage of natural gas, whether due to insufficient supply or to inadequate transmission or delivery capacity of the facilities of either the Company or its wholesale supplier. The Company will not be liable for damages occasioned by interruption or discontinuance of service supplied under this schedule. Such interruption or discontinuance of service will be made in accordance with Rule No. 20 of this California Gas Tariff.

Advice Letter No. A.24-09-  
Decision No. \_\_\_\_\_

Issued by  
Amy L. Timperley  
Chief Regulatory Officer

Date Filed September 5, 2024  
Effective \_\_\_\_\_ T  
Resolution No. \_\_\_\_\_ T

**PROPOSTED TARIFF SHEETS**

SOUTHWEST GAS CORPORATION  
P.O. Box 98510  
Las Vegas, Nevada 89193-8510  
California Gas Tariff

Canceling \_\_\_\_\_  
Revised \_\_\_\_\_  
Original \_\_\_\_\_

Cal. P.U.C. Sheet No. 105  
Cal. P.U.C. Sheet No. 105

Schedule Nos. GS-50/GN-50

CORE NATURAL GAS SERVICE FOR MOTOR VEHICLES

APPLICABILITY

Applicable to gas service to municipal, utility, corporate and other fleet operators and retail distributors for the sole purpose of compressing natural gas for use as a motor vehicle fuel.

This schedule is available only to the compressed natural gas for motor vehicle fuel portion of the customer's gas usage. Service for any end use of gas other than as motor vehicle fuel shall be billed under the customer's otherwise applicable tariff schedule.

TERRITORY

Throughout the Company's certificated California service areas, except as may hereafter be provided.

RATES

The commodity charges and basic service charge are set forth in the currently-effective Statement of Rates of this California Gas Tariff and are incorporated herein by reference. Where natural gas service for motor vehicles is rendered in combination with another schedule, a basic service charge for each service shall apply.

The number of therms shall be determined in accordance with the provisions of Rule No. 2C of this California Gas Tariff.

Minimum Charge:

The minimum charge per meter per month is the basic service charge.

SPECIAL CONDITIONS

1. As a condition precedent to service under this schedule, a signed contract for a minimum of one year may be required. Said contract shall continue in force and effect from year to year thereafter until either the Company or the customer shall give the other written notice of a desire to terminate the same at least 30 days prior to the expiration of any such year. If the customer permanently ceases operation, such contract shall not thereafter continue in force.

Advice Letter No. A.24-09-  
Decision No. \_\_\_\_\_

Issued by  
Amy L. Timperley  
Chief Regulatory Officer

Date Filed September 5, 2024  
Effective \_\_\_\_\_ T  
Resolution No. \_\_\_\_\_ T

**PROPOSTED TARIFF SHEETS**

SOUTHWEST GAS CORPORATION  
P.O. Box 98510  
Las Vegas, Nevada 89193-8510  
California Gas Tariff

Canceling \_\_\_\_\_  
Revised  
Original

Cal. P.U.C. Sheet No. 106  
Cal. P.U.C. Sheet No. 106

Schedule Nos. GS-50/GN-50

CORE NATURAL GAS SERVICE FOR MOTOR VEHICLES  
(Continued)

SPECIAL CONDITIONS (Continued)

- 2. All contracts, rates and conditions are subject to revision and modification as a result of Commission order.
- 3. Service under this schedule is subject to interruption or discontinuance of service in accordance with Rule No. 20 of this California Gas Tariff.
- 4. Service under this schedule shall require separate metering from other gas uses the customer may have.
- 5. Qualifying customers that receive service under this schedule may elect transportation service under Schedule No. GN-T.

Advice Letter No. A.24-09-  
Decision No. \_\_\_\_\_

Issued by  
Amy L. Timperley  
Chief Regulatory Officer

Date Filed September 5, 2024  
Effective \_\_\_\_\_ T  
Resolution No. \_\_\_\_\_ T

**PROPOSTED TARIFF SHEETS**

SOUTHWEST GAS CORPORATION  
P.O. Box 98510  
Las Vegas, Nevada 89193-8510  
California Gas Tariff

Canceling \_\_\_\_\_  
Revised  
Original

Cal. P.U.C. Sheet No. 107  
Cal. P.U.C. Sheet No. 107

Schedule Nos. GS-60/GN-60

CORE INTERNAL COMBUSTION ENGINE GAS SERVICE

APPLICABILITY

Applicable to gas service for use as fuel in internal combustion engines.

TERRITORY

Throughout the Company's certificated California service areas, except as may hereafter be provided.

RATES

The commodity charges and basic service charge are set forth in the currently-effective Statement of Rates of this California Gas Tariff and are incorporated herein by reference.

The number of therms shall be determined in accordance with the provisions of Rule No. 2C of this California Gas Tariff.

Minimum Charge:

The minimum charge per meter per month is the basic service charge.

SPECIAL CONDITIONS

Service under this schedule is subject to discontinuance without notice in case of an actual or threatened shortage of natural gas, whether due to insufficient supply or to inadequate transmission or delivery capacity of the facilities of either the Company or its wholesale supplier. The Company will not be liable for damages occasioned by interruption or discontinuance of service supplied under this schedule. Such interruption or discontinuance of service will be made in accordance with Rule No. 20 of this California Gas Tariff.

Advice Letter No. A.24-09-  
Decision No. \_\_\_\_\_

Issued by  
Amy L. Timperley  
Chief Regulatory Officer

Date Filed September 5, 2024  
Effective \_\_\_\_\_ T  
Resolution No. \_\_\_\_\_ T

**PROPOSTED TARIFF SHEETS**

SOUTHWEST GAS CORPORATION  
P.O. Box 98510  
Las Vegas, Nevada 89193-8510  
California Gas Tariff

Canceling \_\_\_\_\_  
Revised \_\_\_\_\_  
Original \_\_\_\_\_

Cal. P.U.C. Sheet No. 108  
Cal. P.U.C. Sheet No. 108

Schedule Nos. GS-66/GN-66

CORE SMALL ELECTRIC POWER GENERATION GAS SERVICE

APPLICABILITY

Applicable to gas service for use as fuel in electric generation. This schedule is available for only the electric generation portion of the customer's gas usage.

TERRITORY

Throughout the Company's certificated California service areas, except as may hereafter be provided.

RATES

The commodity charges and basic service charge are set forth in the currently-effective Statement of Rates of this California Gas Tariff and are incorporated herein by reference.

The number of therms shall be determined in accordance with the provisions of Rule No. 2C of this California Gas Tariff.

Minimum Charge:

The minimum charge per meter per month is the basic service charge.

SPECIAL CONDITIONS

1. As a condition precedent to service under this schedule, a signed contract for a minimum of one year may be required. Said contract shall continue in force and effect from year to year thereafter until either the Company or the customer shall give the other written notice of a desire to terminate the same at least 30 days prior to the expiration of any such year. If the customer permanently ceases operation, such contract shall not thereafter continue in force.
2. Service under this schedule is subject to discontinuance without notice in case of an actual or threatened shortage of natural gas, whether due to insufficient supply or to inadequate transmission or delivery capacity of the facilities of either the Company or its wholesale supplier. The Company will not be liable for damages occasioned by interruption or discontinuance of service supplied under this schedule. Such interruption or discontinuance of service will be made in accordance with Rule No. 20 of this California Gas Tariff.

Advice Letter No. A.24-09-  
Decision No. \_\_\_\_\_

Issued by  
Amy L. Timperley  
Chief Regulatory Officer

Date Filed September 5, 2024  
Effective \_\_\_\_\_ T  
Resolution No. \_\_\_\_\_ T

**PROPOSTED TARIFF SHEETS**

SOUTHWEST GAS CORPORATION  
P.O. Box 98510  
Las Vegas, Nevada 89193-8510  
California Gas Tariff

Canceling \_\_\_\_\_  
Revised \_\_\_\_\_  
Original \_\_\_\_\_

Cal. P.U.C. Sheet No. 109  
Cal. P.U.C. Sheet No. 109

Schedule Nos. GS-70/GN-70

**NONCORE GENERAL TRANSPORTATION GAS SERVICE**

**APPLICABILITY**

Applicable to intrastate gas transportation service to commercial, industrial or electric power generation customers as defined in Rule No. 1, whose gas usage is classified in the Company's priority sequence as P2-B, P3-A, P3-B, P4, or P5, as set forth in Rule No. 20 of this California Gas Tariff, that use an average of 20,800 therms or more per month on an annual basis. Customers that elect noncore service status must have electronic meter reading equipment installed at their expense as a condition of service.

Service under this schedule will be provided in conformance with Rule No. 21, Transportation of Customer-Secured Natural Gas of this California Gas Tariff.

**TERRITORY**

Throughout the Company's certificated California service areas, except as may hereafter be provided.

**RATES**

The customer shall pay the following charges to transport natural gas under this schedule:

1. **Basic Service Charge**: The Basic Service Charge per month is the charge as set forth in the currently-effective Statement of Rates of this California Gas Tariff.
2. **Transportation Service Charge**: The Transportation Service Charge per month is the charge as set forth in the currently-effective Statement of Rates of this California Gas Tariff.
3. **Volume Charge**: An amount equal to the applicable volume charge per therm of gas received by the Company for the account of the customer. The volume charge per therm is set forth in the currently-effective Statement of Rates of this California Gas Tariff and is incorporated herein by reference.

Advice Letter No. A.24-09-  
Decision No. \_\_\_\_\_

Issued by  
Amy L. Timperley  
Chief Regulatory Officer

Date Filed September 5, 2024  
Effective \_\_\_\_\_ T  
Resolution No. \_\_\_\_\_ T

**PROPOSTED TARIFF SHEETS**

SOUTHWEST GAS CORPORATION  
P.O. Box 98510  
Las Vegas, Nevada 89193-8510  
California Gas Tariff

Canceling \_\_\_\_\_  
Revised \_\_\_\_\_  
Original \_\_\_\_\_

Cal. P.U.C. Sheet No. 110  
Cal. P.U.C. Sheet No. 110

Schedule Nos. GS-70/GN-70

NONCORE GENERAL TRANSPORTATION GAS SERVICE  
(Continued)

RATES (Continued)

The minimum monthly charge per account is the Basic Service Charge plus the Transportation Service Charge where applicable.

The number of therms shall be determined in accordance with the provisions of Rule No. 2C of this California Gas Tariff.

Customer bills will be determined based on the customer's scheduled quantities.

In addition to the charges described above, the customer shall be responsible for any gas costs, taxes and/or fees incurred by the Company in taking delivery of customer-secured natural gas from upstream suppliers.

CURTAILMENT OF SERVICE

Service under this schedule may be curtailed in accordance with the curtailment provisions of Rule No. 20 of this California Gas Tariff.

SERVICE AGREEMENT

To obtain service under this schedule, the customer must execute a Service Agreement. Any terms and conditions of transportation service not covered in this schedule shall be set forth in the Service Agreement.

SPECIAL CONDITIONS

Gas service under this schedule is not available for "standby" or occasional temporary service.

Advice Letter No. A.24-09-  
Decision No. \_\_\_\_\_

Issued by  
Amy L. Timperley  
Chief Regulatory Officer

Date Filed September 5, 2024  
Effective \_\_\_\_\_ T  
Resolution No. \_\_\_\_\_ T

**PROPOSTED TARIFF SHEETS**

SOUTHWEST GAS CORPORATION  
P.O. Box 98510  
Las Vegas, Nevada 89193-8510  
California Gas Tariff

Canceling \_\_\_\_\_ Revised \_\_\_\_\_ Cal. P.U.C. Sheet No. 111  
Original \_\_\_\_\_ Cal. P.U.C. Sheet No. 111

Schedule Nos. GS-70/GN-70

NONCORE GENERAL TRANSPORTATION GAS SERVICE  
(Continued)

FORCE MAJEURE

Relief From Liability. Neither party shall be liable for damages to the other on account of "force majeure" occasioned by any act, omission or circumstances occasioned by or in consequence of any act of God, strikes, insurrections, riots, epidemics, landslides, lightning, earthquakes, fires, storms, floods, washouts, arrests and restraints of rulers and people, civil disturbances, explosions, breakage or accident to machinery or lines of pipe, depletion of or temporary failure of gas supply, the binding order of any court or governmental authority which has been resisted in good faith by all reasonable legal means, and any other cause, whether of the kind herein enumerated or not, and not within the control of the party claiming suspension and which by the exercise of due diligence such party is unable to prevent or overcome. Failure to settle or prevent any strikes or other controversy with employees or with anyone purporting or seeking to represent employees shall not be considered to be a matter within the control of the party claiming suspension.

Liabilities Not Relieved. Neither the customer nor the Company shall be relieved from liability in the event of its concurring negligence or failure on its part to use due diligence to remedy the force majeure and remove the cause with all reasonable dispatch, nor shall such causes or contingencies affecting performance of any agreement relieve either party from its obligations to make payments when due in respect of gas theretofore delivered.

Advice Letter No. A.24-09-  
Decision No. \_\_\_\_\_

Issued by  
Amy L. Timperley  
Chief Regulatory Officer

Date Filed September 5, 2024  
Effective \_\_\_\_\_ T  
Resolution No. \_\_\_\_\_ T



**PROPOSTED TARIFF SHEETS**

SOUTHWEST GAS CORPORATION  
P.O. Box 98510  
Las Vegas, Nevada 89193-8510  
California Gas Tariff

Canceling \_\_\_\_\_ Revised \_\_\_\_\_ Cal. P.U.C. Sheet No. 112  
Original \_\_\_\_\_ Cal. P.U.C. Sheet No. 112

**FORM OF SERVICE AGREEMENT FOR  
INTERSTATE TRANSPORTATION OF NATURAL GAS UNDER  
RATE SCHEDULE NOS. GS-70/GN-70  
NONCORE GENERAL**

This AGREEMENT is entered into this \_\_\_\_ day of \_\_\_\_\_, \_\_\_\_\_, by and between SOUTHWEST GAS CORPORATION, a California corporation, ("the Company") and \_\_\_\_\_ ("the customer").

**WITNESSETH:**

In consideration of the mutual covenants and agreements as herein set forth, the Company and the customer agree as follows:

**ARTICLE I — GAS TO BE TRANSPORTED**

Subject to the terms, conditions and limitations hereof, the Company agrees to receive for the customer's account, at the interconnection between the \_\_\_\_\_ and \_\_\_\_\_ ("Receipt Point(s)"), for transportation, up to the following daily quantity of natural gas, which shall constitute the customer's Maximum Daily Quantity.

\_\_\_\_\_ Therms

The Company shall thereupon transport the equivalent quantity of gas through \_\_\_\_\_ and its pipeline system, and deliver the equivalent quantity to the customer or for the account of the customer at the Point(s) of Delivery as specified in Article II below.

The Company shall not be obligated to receive and/or transport quantities of gas in excess of the Maximum Daily Quantity.

**ARTICLE II — DELIVERY POINTS, PRESSURES AND QUANTITIES**

Delivery of natural gas by the Company to the customer shall be at or near the points whose locations, delivery pressures, assumed atmospheric pressures, and maximum quantity per day are described as follows:

<u>Delivery Points(s)</u>	<u>Delivery Pressure</u>	<u>Atmospheric Pressure</u>	<u>Maximum Delivery Point Quantity Per Day</u>
---------------------------	--------------------------	-----------------------------	--

**PROPOSTED TARIFF SHEETS**

SOUTHWEST GAS CORPORATION  
P.O. Box 98510  
Las Vegas, Nevada 89193-8510  
California Gas Tariff

Canceling \_\_\_\_\_  
Revised \_\_\_\_\_  
Original \_\_\_\_\_

Cal. P.U.C. Sheet No. 113  
Cal. P.U.C. Sheet No. 113

FORM OF SERVICE AGREEMENT FOR  
INTERSTATE TRANSPORTATION OF NATURAL GAS UNDER  
RATE SCHEDULE NOS. GS-70/GN-70  
NONCORE GENERAL

(Continued)

ARTICLE III — APPLICABLE TRANSPORTATION RATES AND RATE SCHEDULE

The customer agrees to pay the Company for all natural gas transportation service rendered under the terms of this Agreement in accordance with Schedule Nos. GS-70/GN-70, as filed with the California Public Utilities Commission (CPUC) and as amended or superseded from time to time. The transportation rate to be charged pursuant to Schedule Nos. GS-70/GN-70 is set forth in Exhibit A, which is attached hereto and by this reference incorporated herein.

ARTICLE IV — MINIMUM TRANSPORTATION OBLIGATION

The customer agrees to transport on an annual basis from the effective date of this Agreement a minimum volume of \_\_\_\_\_ therms ("Minimum Transportation Obligation"). If the customer fails to satisfy the Minimum Transportation Obligation, the customer shall pay the Company upon demand the per therm margin rate, as set forth in the Statement of Rates for the Company's California Gas Tariff, for the difference in therms transported during the annual period and the Minimum Transportation Obligation.

ARTICLE V — TERM OF AGREEMENT

This Agreement shall become effective on \_\_\_\_\_ 1, 20\_\_\_\_, and shall continue in effect for a period extending for a primary term to and including \_\_\_\_\_, \_\_\_\_\_ and from month to month thereafter, subject, however, to termination at expiration of the said primary term, or upon the first day of any calendar month thereafter, by a party hereto, through written notice so stating and given to the other party no less than thirty (30) days in advance.

ARTICLE VI — NOTICES

Any notice, request or demand concerning this Agreement shall be written and delivered personally, by facsimile or by overnight mail with all postage and charges prepaid, to the other party as follows:

Southwest Gas Corporation	Customer
_____	_____
_____	_____
_____	_____
Phone No. _____	Phone No. _____
Fax No. _____	Fax No. _____

**PROPOSTED TARIFF SHEETS**

SOUTHWEST GAS CORPORATION  
P.O. Box 98510  
Las Vegas, Nevada 89193-8510  
California Gas Tariff

Canceling \_\_\_\_\_ Revised Cal. P.U.C. Sheet No. 114  
Original Cal. P.U.C. Sheet No. 114

FORM OF SERVICE AGREEMENT FOR  
INTERSTATE TRANSPORTATION OF NATURAL GAS UNDER  
RATE SCHEDULE NOS. GS-70/GN-70  
NONCORE GENERAL

*(Continued)*

ARTICLE VI — NOTICES

*(Continued)*

Routine communications, including statements, invoices, billings, and other recurring matters shall be sent by the Company to the customer by first class mail to:

Customer

\_\_\_\_\_  
\_\_\_\_\_

Phone No. \_\_\_\_\_

Fax No. \_\_\_\_\_

Normal operating communications may be made by telephone, with subsequent written confirmation, or by facsimile to the Company's Operations Division at:

Southwest Gas Corporation

\_\_\_\_\_  
\_\_\_\_\_

Phone No. \_\_\_\_\_

Fax No. \_\_\_\_\_

Notices, requests and demands concerning this Agreement shall be deemed delivered when received. Routine communications shall be deemed delivered when mailed. Either party may change its address at any time upon written notice to the other party.

ARTICLE VII — OTHER OPERATING PROVISIONS

*(To be used when necessary to specify  
other operative provisions.)*

ARTICLE VIII — ADJUSTMENTS TO RULES

Notwithstanding the provisions of Article XIII hereof, certain of the Rules applicable to the transportation service are to be adjusted for the purpose of this Agreement, as specified below:

*(To be used when necessary.)*

Advice Letter No. A.24-09-  
Decision No. \_\_\_\_\_

Issued by  
Amy L. Timperley  
Chief Regulatory Officer

Date Filed September 5, 2024  
Effective \_\_\_\_\_  
Resolution No. \_\_\_\_\_

D

T  
T

**PROPOSTED TARIFF SHEETS**

SOUTHWEST GAS CORPORATION  
P.O. Box 98510  
Las Vegas, Nevada 89193-8510  
California Gas Tariff

Canceling \_\_\_\_\_ Revised Cal. P.U.C. Sheet No. 115  
Original Cal. P.U.C. Sheet No. 115

FORM OF SERVICE AGREEMENT FOR  
INTERSTATE TRANSPORTATION OF NATURAL GAS UNDER  
RATE SCHEDULE NOS. GS-70/GN-70  
NONCORE GENERAL

*(Continued)*

ARTICLE IX — PRIOR AGREEMENTS

The customer recognizes that the Company has existing agreements and working relationships with its pipeline companies, and the Company agrees to cooperate reasonably with them for the purpose of receiving, transporting and delivering the customer's gas in a practical and efficient manner. Nothing in this Agreement shall be construed in any manner as limiting or modifying the rights or obligations of any of the parties under the Company's Schedule Nos. GS-70/GN-70 on file with the CPUC and any service agreement executed by the parties for service thereunder.

When this Agreement takes effect, it supersedes, cancels and terminates the following agreement(s):

*(To be used when necessary.)*

ARTICLE X — REGULATORY REQUIREMENTS

The customer shall not take any action that would subject the Company to the jurisdiction of the Federal Energy Regulatory Commission (FERC), the Economic Regulatory Administration, or any successor governmental agency. Any such action shall be cause for immediate termination of this Agreement. This Agreement, all terms and provisions contained or incorporated herein, and the respective obligations of the parties hereunder are subject to all valid laws, orders, rules, and regulations of duly constituted authorities having jurisdiction over the subject matter of this Agreement. This Agreement shall at all times be subject to such changes or modifications by the CPUC as it may from time to time direct in the exercise of its jurisdiction.

Should the FERC, the CPUC or any other regulatory or successor governmental agency having jurisdiction impose by rule, order or regulation any terms or conditions upon this Agreement which are not mutually satisfactory to the parties, then either party, upon the issuance of such rule, order or regulation, and notification to the other party, may terminate this Agreement.

ARTICLE XI — CONFIDENTIALITY

Neither the Company nor the customer, nor their respective affiliates, directors, officers, employees, agents, or permitted assignees shall disclose to any third party the terms and provisions of this Agreement without the other party's prior written consent; provided, however, the Company may make such disclosure to any state or federal governmental authority (including any court) as in the opinion of counsel for the Company is required by applicable law, rule or regulation without the customer's consent.

Advice Letter No. A.24-09- Issued by Amy L. Timperley Date Filed September 5, 2024  
Decision No. \_\_\_\_\_ Chief Regulatory Officer Effective \_\_\_\_\_  
Resolution No. \_\_\_\_\_

**PROPOSTED TARIFF SHEETS**

SOUTHWEST GAS CORPORATION  
P.O. Box 98510  
Las Vegas, Nevada 89193-8510  
California Gas Tariff

Canceling \_\_\_\_\_ Revised Cal. P.U.C. Sheet No. 116  
Original Cal. P.U.C. Sheet No. 116

FORM OF SERVICE AGREEMENT FOR  
INTERSTATE TRANSPORTATION OF NATURAL GAS UNDER  
RATE SCHEDULE NOS. GS-70/GN-70  
NONCORE GENERAL

*(Continued)*

ARTICLE XII — SUCCESSORS AND ASSIGNS

This Agreement shall be binding upon and will inure to the benefit of the parties hereto and their respective successors and assigns. No assignment or transfer by any party hereunder shall be made without written approval of the other parties. Such approval shall not be unreasonably withheld. As between the parties hereto, such assignment shall become effective on the first day of the month following written notice that such assignment has been effectuated.

ARTICLE XIII — RULES

The Rules of the Company as authorized by and on file with the CPUC in the Company's California Gas Tariff shall apply to the transaction to be performed hereunder, and are hereby incorporated by reference into this Agreement, except as otherwise provided in this Agreement.

SOUTHWEST GAS CORPORATION

*(Customer)*

By: \_\_\_\_\_  
Title: \_\_\_\_\_  
Date: \_\_\_\_\_

By: \_\_\_\_\_  
Title: \_\_\_\_\_  
Date: \_\_\_\_\_

Advice Letter No. A.24-09-  
Decision No. \_\_\_\_\_

Issued by  
Amy L. Timperley  
Chief Regulatory Officer

Date Filed September 5, 2024  
Effective \_\_\_\_\_  
Resolution No. \_\_\_\_\_

D

T  
T

**PROPOSTED TARIFF SHEETS**

SOUTHWEST GAS CORPORATION  
P.O. Box 98510  
Las Vegas, Nevada 89193-8510  
California Gas Tariff

Canceling \_\_\_\_\_ Revised \_\_\_\_\_ Cal. P.U.C. Sheet No. 117  
Original \_\_\_\_\_ Cal. P.U.C. Sheet No. 117

EXHIBIT A

SOUTHWEST GAS CORPORATION  
STATEMENT OF EFFECTIVE RATES  
SCHEDULE NOS. GS-70/GN-70  
NONCORE GENERAL GAS TRANSPORTATION SERVICE

Current Effective Rate

Basic Service Charge per Month per Meter \$ \_\_\_\_\_

Number of Meters \_\_\_\_\_

Basic Service Charge per Month \$ \_\_\_\_\_

Transportation Service Charge per Month \$ \_\_\_\_\_

Transportation Volume Charge:  
All Deliveries per Therm \$ \_\_\_\_\_

Priority Classification:

Minimum Annual Volume: \_\_\_\_\_

Anniversary Date for  
Minimum Annual Volume: \_\_\_\_\_

Effective Date: \_\_\_\_\_

Date Issued: \_\_\_\_\_

Customer: \_\_\_\_\_  
(Customer Name)

\_\_\_\_\_  
SOUTHWEST GAS CORPORATION

\_\_\_\_\_  
CUSTOMER NAME

By: \_\_\_\_\_

By: \_\_\_\_\_

Title: \_\_\_\_\_

Title: \_\_\_\_\_

Date: \_\_\_\_\_

Date: \_\_\_\_\_

Advice Letter No. A.24-09-  
Decision No. \_\_\_\_\_

Issued by  
Amy L. Timperley  
Chief Regulatory Officer

Date Filed September 5, 2024  
Effective \_\_\_\_\_  
Resolution No. \_\_\_\_\_

D

T

**PROPOSTED TARIFF SHEETS**

SOUTHWEST GAS CORPORATION  
P.O. Box 98510  
Las Vegas, Nevada 89193-8510  
California Gas Tariff

Canceling \_\_\_\_\_ Revised \_\_\_\_\_ Cal. P.U.C. Sheet No. 121  
17th Revised Cal. P.U.C. Sheet No. 121

Schedule No. G-PPPS

SURCHARGE TO FUND PUBLIC PURPOSE PROGRAMS (PPP)

APPLICABILITY

Applicable to all gas sales and transportation service excluding service for: electric generation including cogeneration, enhanced oil recovery, wholesale for resale to end users, natural gas produced in California and transported on a proprietary pipeline, and the consumption of natural gas which California is prohibited for taxing under the United States Constitution or the California Constitution.

TERRITORY

Throughout the Company's certificated California service areas, except as may hereafter be provided.

RATES

Customer Class	PPP SURCHARGE AMOUNT PER THERM			
	Non-CARE Customers		CARE Customers	
	Southern CA	Northern CA	Southern CA	Northern CA
Core *				
Residential	\$ 0.22423	\$ 0.05887	\$ 0.04255	\$ 0.04255
Commercial/Industrial	\$ 0.22423	\$ 0.05887	\$ 0.04255	\$ 0.04255
Gas Engine	\$ 0.22423	\$ 0.05887	N/A	N/A
Natural Gas Vehicle	\$ 0.22423	\$ 0.05887	N/A	N/A
Non-Core **				
Commercial/Industrial	\$ 0.22423	\$ 0.05887	N/A	N/A

\* Residential service includes Rate Schedule Nos. GS/GN-10, -12, -15, -20, and -25; and GS-11. Commercial/Industrial service includes Rate Schedule Nos. GS/GN-35, -40, and -60. Natural Gas Vehicle service includes Rate Schedule No. GS-50/GN-50-50.

\*\* Commercial/Industrial service includes Rate Schedule No. GS-70/GN-70.

The PPP surcharges are set forth in the currently-effective Statement of Rates of this California Gas Tariff and are incorporated herein by reference.

The number of therms shall be determined in accordance with the provisions of Rule No. 2C of this California Gas Tariff.

Advice Letter No. A.24-09-  
Decision No. \_\_\_\_\_

Issued by  
Amy L. Timperley  
Chief Regulatory Officer

Date Filed September 5, 2024  
Effective \_\_\_\_\_  
Resolution No. \_\_\_\_\_

**PROPOSTED TARIFF SHEETS**

SOUTHWEST GAS CORPORATION  
P.O. Box 98510  
Las Vegas, Nevada 89193-8510  
California Gas Tariff

Revised Cal. P.U.C. Sheet No. 123  
Canceling 159th Revised Cal. P.U.C. Sheet No. 123

Schedule No. GCP

GAS PROCUREMENT FOR CORE CUSTOMERS

APPLICABILITY

Applicable to core customers who purchase natural gas from the Company. Service under this schedule will be provided in conjunction with the customer's otherwise applicable sales rate schedule.

TERRITORY

Throughout the Company's certificated California service areas, except as may hereafter be provided.

RATES

The Company shall adjust the Cost of Gas for this schedule monthly to reflect its estimated average gas costs. This revised rate shall become effective between the first and seventh calendar day of each month.

Procurement Charges

Southern California

Cost of Gas	\$ .33953
F&U	\$ .00541
Total Gas Cost	<u>\$ .34494</u>

Northern California

Cost of Gas	\$ .19591
F&U	\$ .00414
Total Gas Cost	<u>\$ .20005</u>

Advice Letter No. A.24-09-  
Decision No. \_\_\_\_\_

Issued by  
Amy L. Timperley  
Chief Regulatory Officer

Date Filed September 5, 2024  
Effective \_\_\_\_\_  
Resolution No. \_\_\_\_\_

D



**PROPOSTED TARIFF SHEETS**

SOUTHWEST GAS CORPORATION  
P.O. Box 98510  
Las Vegas, Nevada 89193-8510  
California Gas Tariff

Revised \_\_\_\_\_ Cal. P.U.C. Sheet No. 125  
Original \_\_\_\_\_ Cal. P.U.C. Sheet No. 125  
Canceling \_\_\_\_\_

Schedule No. GN-T

**CORE TRANSPORTATION SERVICE OF  
CUSTOMER-SECURED NATURAL GAS**

**APPLICABILITY**

Applicable to intrastate gas transportation service of customer-secured natural gas under the terms of an executed Transportation Service Agreement. Transportation service under this schedule is limited to those core gas customers whose average monthly quantity will exceed 20,800 therms to each customer's premises (large core customer), or to groups of core gas customers whose aggregate annual consumption exceeds 250,000 therms. Each such group of core gas customers is a Core Transport Group (Group). The total volumes of gas transported by the Company for customers aggregating core loads shall be limited to 10 percent of the Company's total retail core requirements. If the combined load of customers aggregating core loads reaches 8 percent of the Company's core market demand, the Company will enter into negotiations with the affected parties to attempt to increase the existing 10 percent cap limit on customer participation. If a customer has multiple points of delivery at a single premise, the aggregate of all points of delivery receiving transportation service can be used to meet the minimum volumetric requirement. However, noncore loads associated with the same premises cannot be aggregated with core loads in order to meet the minimum volumetric requirement. Customers aggregating core loads will not be permitted to combine loads in the Company's Northern California service area with loads in the Company's Southern California service areas for purposes of establishing eligibility under this schedule. Service under this schedule will be provided in conformance with Rule No. 21, Transportation of Customer-Secured Natural Gas, of this California Gas Tariff.

**TERRITORY**

Throughout the Company's certificated California service areas, except as may hereafter be provided.

Advice Letter No. A.24-09-  
Decision No. \_\_\_\_\_

Issued by  
Amy L. Timperley  
Chief Regulatory Officer

Date Filed September 5, 2024  
Effective \_\_\_\_\_  
Resolution No. \_\_\_\_\_

D

T  
T

**PROPOSTED TARIFF SHEETS**

SOUTHWEST GAS CORPORATION  
P.O. Box 98510  
Las Vegas, Nevada 89193-8510  
California Gas Tariff

Canceling \_\_\_\_\_ Revised Cal. P.U.C. Sheet No. 144  
Original Cal. P.U.C. Sheet No. 144

Schedule No. MHPS

**SURCHARGE TO FUND PUBLIC UTILITIES COMMISSION  
MASTER-METERED MOBILE HOME PARK  
GAS SAFETY INSPECTION AND ENFORCEMENT PROGRAM**

APPLICABILITY

This surcharge is applicable to all mobile home park owners or operators who maintain and operate a master-metered natural gas distribution system and receive service under Schedule Nos. G-20/GN-20 or Schedule Nos. G-25/GN-25 of this California Gas Tariff.

TERRITORY

Throughout the Company's certificated California service areas, except as may hereafter be provided.

RATES

The MHPS surcharge per space per month is set forth in the currently-effective Statement of Rates of this California Gas Tariff and is incorporated herein by reference.<sup>1/</sup>

SPECIAL CONDITIONS

1. Notification: It is the responsibility of the mobile home park operator to advise the Company within 15 days following any change in the number of mobile home spaces where natural gas is available.
2. Surcharge Recovery: Mobile home park owners or operators subject to the surcharge are entitled to recover the surcharge from tenants on a monthly basis as provided in Section 4358(c) of the Public Utilities Code. The surcharge to any tenant shall not exceed \$.30 per month for the period July 1, 1991 through June 30, 1992 and shall not exceed \$.25 per month thereafter. However, if the Commission establishes the surcharge at a lesser amount, the surcharge to any tenant cannot exceed that lesser amount.

<sup>1/</sup> In 1990 the Legislature authorized the Public Utilities Commission to establish a surcharge to recover the cost of its Gas Safety Inspection and Enforcement Program for mobile home parks (Public Utilities Code Sections 4351-4359). The surcharge to recover the cost of the program is ordered by the Commission under the authority granted by Public Utilities Code Sections 4358 and 4359.

Advice Letter No. A.24-09-  
Decision No. \_\_\_\_\_

Issued by  
Amy L. Timperley  
Chief Regulatory Officer

Date Filed September 5, 2024  
Effective \_\_\_\_\_  
Resolution No. \_\_\_\_\_

**PROPOSTED TARIFF SHEETS**

SOUTHWEST GAS CORPORATION  
P.O. Box 98510  
Las Vegas, Nevada 89193-8510  
California Gas Tariff

Canceling \_\_\_\_\_ Revised Cal. P.U.C. Sheet No. 200  
1st Revised Cal. P.U.C. Sheet No. 200

Rule No. 15

GAS MAIN EXTENSIONS

*(Continued)*

C. EXTENSION ALLOWANCES *(Continued)*

3. Residential Allowances

No allowance for residential Permanent Service will be provided for applications submitted on or after July 1, 2023. The allowance for Eligible Projects approved by the Commission on a per-unit basis, is as follows:

	<u>Southern California</u>	<u>Northern California</u>
Water Heating	\$ 183	\$ 231
Space Heating	\$ 674	\$ 862
Oven/Range	\$ 69	\$ 28
Dryer Stub	\$ 115	\$ 70
Space Cooling	\$ 1,765	Not Applicable

Residential Applicants for both main and service extensions who are entitled to a Main Extension allowance in excess of the total estimated cost of the Main Extension may apply the amount of the unused portion of such Main Extension allowance toward the cost of the service extension, provided that the sum of the main and service allowances granted by the Company does not exceed the total allowances provided in Rule No. 15, Gas Main Extensions and Rule No. 16, Gas Service Extensions in the California Gas Tariff.

Allowances will be applied first to the Meter Set Assembly; then services; then mains.

4. Non-Residential Allowances

For Eligible Projects approved by the Commission, the total allowance for Gas Main Extensions, service extensions, or a combination thereof, for non-residential Permanent Service is determined by the Company using the formula in Section C.2 of this Rule. The Company, at its election, may apply a Non-Residential Allowance Net Revenue Multiplier of 5.7 times Net Revenue in its Northern California Division or 6.2 times Net Revenue in its Southern California Division.

Advice Letter No. A.24-09-  
Decision No. \_\_\_\_\_

Issued by  
Amy L. Timperley  
Chief Regulatory Officer

Date Filed September 5, 2024  
Effective \_\_\_\_\_  
Resolution No. \_\_\_\_\_

**PROPOSTED TARIFF SHEETS**

SOUTHWEST GAS CORPORATION  
P.O. Box 98510  
Las Vegas, Nevada 89193-8510  
California Gas Tariff

Canceling \_\_\_\_\_ Revised Cal. P.U.C. Sheet No. 228  
1st Revised Cal. P.U.C. Sheet No. 228

Rule No. 16

GAS SERVICE EXTENSIONS  
(Continued)

E. ALLOWANCES AND PAYMENTS BY APPLICANT

1. General

New applications for gas line extensions submitted on or after July 1, 2023, will not qualify for allowances, except for Eligible Projects approved by the Commission (see Rule No. 15, Section C.2.). For Eligible Projects approved by the Commission, the Company will provide the Service Lateral extension without charge provided the Company's total estimated installed cost (including Meter Set Assemblies) does not exceed the allowances as determined from permanent, bona-fide loads to be served by the extension within a reasonable time as determined by the Company, and if the Company's actual installed cost does not exceed its total estimated installed cost and the allowances (excluding Company Convenience).

2. Allowances

No allowance for residential Permanent Service on a per-unit basis will be provided for applications submitted on or after July 1, 2023. The allowance for Eligible Projects approved by the Commission on a per-unit basis, is as follows:

	<u>Southern California</u>	<u>Northern California</u>
Water Heating	\$ 97	\$ 271
Space Heating	\$ 356	\$ 1,008
Oven/Range	\$ 37	\$ 33
Dryer Stub	\$ 61	\$ 82

a. Residential Applicants for both main and service extensions who are entitled to a Service Extension allowance in excess of the total estimated cost of the Service Extension may apply the amount of the unused portion of such Service Extension allowance toward the cost of the Main Extension, provided that the sum of the main and service allowances granted by the Company does not exceed the total allowances provided in Rule No. 15, Gas Main Extensions, and Rule No. 16, Gas Service Extensions.

Advice Letter No. A.24-09-  
Decision No. \_\_\_\_\_

Issued by  
Amy L. Timperley  
Chief Regulatory Officer

Date Filed September 5, 2024  
Effective \_\_\_\_\_  
Resolution No. \_\_\_\_\_

**PROPOSTED TARIFF SHEETS**

SOUTHWEST GAS CORPORATION  
P.O. Box 98510  
Las Vegas, Nevada 89193-8510  
California Gas Tariff

Canceling \_\_\_\_\_ Revised \_\_\_\_\_ Cal. P.U.C. Sheet No. 249  
7th Revised Cal. P.U.C. Sheet No. 249

**RULE NO. 21**

**TRANSPORTATION OF CUSTOMER-SECURED NATURAL GAS**

This Rule describes the general terms and conditions that apply whenever the Company transports Customer-Secured Gas through its system. Customers electing to secure Biomethane Gas from a Biomethane Gas supplier that is also interconnected with the Company's system may only do so if such Biomethane Gas supplier complies with all terms and conditions set forth in Rule No. 22, Biomethane Gas, of this California Gas Tariff.

**A. CHARACTER OF SERVICE**

1. The basic transportation service rendered under Schedule Nos. GS-70/GN-70, GS-VIC, and GN-T shall consist of:
  - a. The receipt by the Company for the account of the customer of gas at the interconnection between the Company, and its upstream pipeline supplier [herein called receipt point(s)].
  - b. The transportation of the customer's gas through the Company's system for the account of the customer; and
  - c. The delivery of the customer's gas after transportation by the Company for the account of the customer at the delivery point(s) into the customer's facility.
2. Core transportation customers in the Company's Southern California service areas, including groups aggregating core loads, will be allocated a pro rata share of the Commission regulated gas storage services that are available to the Company. The Company will inform the customer or Aggregator of the monthly and daily storage entitlement available to that customer or group.

The Company's Southern California core transportation customers may inject gas into storage from April 1 to October 31 and may withdraw gas from storage from November 1 to March 31. The customer must inform the Company of the customer's storage injection schedule by the 23rd day of the month prior to actual gas injection. Daily storage injection nominations may not exceed 108 percent of the month's average daily storage injection quantity. Customers are not required to provide a monthly storage withdrawal nomination, but must provide the Company an estimate of the quantity expected to be withdrawn each month. Daily nominations for storage injections and withdrawals require a 48 hour advance notice.

Advice Letter No. A.24-09-  
Decision No. \_\_\_\_\_

Issued by  
Amy L. Timperley  
Chief Regulatory Officer

Date Filed September 5, 2024  
Effective \_\_\_\_\_  
Resolution No. \_\_\_\_\_

D

T  
T

**PROPOSTED TARIFF SHEETS**

SOUTHWEST GAS CORPORATION  
P.O. Box 98510  
Las Vegas, Nevada 89193-8510  
California Gas Tariff

Canceling \_\_\_\_\_ Revised \_\_\_\_\_ Cal. P.U.C. Sheet No. 250  
4th Revised \_\_\_\_\_ Cal. P.U.C. Sheet No. 250

**RULE NO. 21**

**TRANSPORTATION OF CUSTOMER-SECURED NATURAL GAS**  
*(Continued)*

**A. CHARACTER OF SERVICE *(Continued)***

Core transportation customers in the Company's Northern California service area, including groups aggregating core loads, will be allocated a pro rata share of the gas storage services that are available to the Company. The customer will be required to complete a storage capacity release agreement with the Company, if they elect to take the pro rata share. All such capacity releases, including the customer's subsequent use of storage capacity, are subject to the terms and conditions of the Paiute Pipeline Company FERC Gas Tariff.

Charges for these storage services are included as the Upstream Storage Charges contained in the Statement of Rates applicable to the Southern and Northern California Divisions. In accordance with Section G.4 of this Rule, the customer shall reimburse the Company for any additional charges incurred by the Company in conjunction with the customer's use of storage services.

3. The services provided under Schedule Nos. GN-T, GS-70/GN-70/, and GS-VIC shall be provided on a best efforts basis. The Company may curtail or interrupt service due to operating conditions or conditions of *force majeure*. In the event of curtailment or interruption of service, the Company shall provide service as follows:

- a. The Company shall provide the customer with as much advance notice as is practical of any curtailment or interruption of service;
- b. The customer's service under Schedule Nos. GN-T, GS-70/GN-70, and GS-VIC shall be curtailed in accordance with Rule No. 20 of this California Gas Tariff; and
- c. The Company may, to the extent feasible, continue to receive the customer's gas at the receipt point(s) on a scheduled basis during the period of curtailment or interruption, and shall, to the extent feasible, redeliver such gas at the point(s) of delivery. For the period of curtailment or interruption, the Company may waive any payments that may otherwise be due pursuant to Section D hereof, to the extent that such payments are caused by the curtailment or interruption.

Advice Letter No. A.24-09-  
Decision No. \_\_\_\_\_

Issued by  
Amy L. Timperley  
Chief Regulatory Officer

Date Filed September 5, 2024  
Effective \_\_\_\_\_  
Resolution No. \_\_\_\_\_

D  
D  
D  
D  
D  
D  
T  
T

**PROPOSTED TARIFF SHEETS**

SOUTHWEST GAS CORPORATION  
P.O. Box 98510  
Las Vegas, Nevada 89193-8510  
California Gas Tariff

Revised Cal. P.U.C. Sheet No. 251  
Canceling 4th Revised Cal. P.U.C. Sheet No. 251

**RULE NO. 21**

**TRANSPORTATION OF CUSTOMER-SECURED NATURAL GAS**

*(Continued)*

**A. CHARACTER OF SERVICE *(Continued)***

- 4. Gas transported under Schedule Nos. GS-70/GN-70, GS-VIC, and GN-T shall be for use only by the customer, unless the Commission has specifically authorized the customer otherwise to resell such transported gas. Service under the provisions of Schedule No. GN-T shall not constitute the dedication of the Company's pipeline system or any portion thereof to the customer.

**B. GAS SPECIFICATIONS**

- 1. Unless otherwise agreed to by both parties, the gas delivered to the Company must meet the quality specifications in Rule No. 2, Description of Service, of this California Gas Tariff.
- 2. It must also be at the pressure (See Rule No. 2 of this California Gas Tariff) and have the value specified in the customer's transportation service agreement.

**C. QUANTITIES OF GAS**

- 1. The Company shall not be obligated to accept customer's gas in excess of amounts it advises customer it can accept. The Company shall not be required to continue to accept gas at any receipt point when the daily flow rate at that receipt point(s) is less than 50 Mcf per day.
- 2. North American Energy Standards Board timelines will be followed regarding nominating, confirming and scheduling gas receipts and deliveries as they may be revised by the FERC from time to time. The customer shall be responsible for contacting the upstream interstate pipeline(s) to arrange for the nominating and scheduling of receipts and deliveries hereunder, provided; however, that the customer may designate one party to serve as its Agent for such purpose. In the Company's Southern California service area, such contact shall be made to the Company. The Company and upstream interstate pipeline(s) require that specific information be provided to successfully process each nomination. It is the customer's or their Agent's responsibility to satisfy the information requirements.

Nominations Made Directly to the Upstream Interstate Pipeline(s): If the customer nominates directly to the upstream interstate pipeline(s), the customer or Agent must provide their nomination(s) to the Company utilizing a method that is mutually agreeable to both the customer and Southwest Gas prior to the nomination deadlines set forth below:

Advice Letter No. A.24-09-  
Decision No. \_\_\_\_\_

Issued by  
Amy L. Timperley  
Chief Regulatory Officer

Date Filed September 5, 2024  
Effective \_\_\_\_\_  
Resolution No. \_\_\_\_\_

D

T  
T



**PROPOSTED TARIFF SHEETS**

SOUTHWEST GAS CORPORATION  
P.O. Box 98510  
Las Vegas, Nevada 89193-8510  
California Gas Tariff

Revised Cal. P.U.C. Sheet No. 254.4  
Canceling 2nd Revised Cal. P.U.C. Sheet No. 254.4

**RULE NO. 21**

**TRANSPORTATION OF CUSTOMER-SECURED NATURAL GAS**

*(Continued)*

**C. QUANTITIES OF GAS *(Continued)***

**6. c. Operational Flow Order (OFO) *(continued)***

- (iv) For customers having meters monitored by telemetry equipment, the Company will not assess Noncompliance Charges during an OFO event based on estimated daily usage.
- (v) Customers receiving service per Schedule No. GN-T that do not have meters monitored by telemetry equipment will not be assessed Daily Excess Imbalance Charges or Noncompliance Charges.

**D. TRADING MONTHLY IMBALANCE QUANTITIES**

The customer may elect to offset Monthly Imbalance by identifying and reaching an agreement with one or more transportation customers in the Company's Southern California or Northern California service areas, as applicable, that have an established Monthly Imbalance in an opposite direction. Customers may not trade Monthly Imbalances between the Company's Southern California and Northern California service areas. Customers in the Company's Southern California service area may also identify and reach agreement with transportation customers served directly by Southern California Gas Company, subject to authorization by the Company. Core customers, including customers aggregating core loads, may also offset Monthly Imbalances with available storage account quantities held by that customer or group of customers for the Company's Southern California service area, if sufficient. Customers that agree to trade Monthly Imbalances will be subject to the following conditions:

1. Customers will be entitled to trade their entire Monthly Imbalance for a given month.
2. Trading of Monthly Imbalance quantities by customers may begin at 7:00 a.m. Pacific Clock Time on the 25th calendar day in the month of notification and must be completed
3. by 3:00 p.m. Pacific Clock Time of the 30th day of the month in which the customer's imbalance statement is rendered. During the month of February, the trading period begins at 7:00 a.m. Pacific Clock Time on the 23rd calendar day of the month and ends at 3:00 p.m. Pacific Clock Time on the 28th calendar day of the month. If the end of the trading period falls on a weekend or holiday, the prior business day shall be the last day for trading to occur.

Advice Letter No. A.24-09-  
Decision No. \_\_\_\_\_

Issued by  
Amy L. Timperley  
Chief Regulatory Officer

Date Filed September 5, 2024  
Effective \_\_\_\_\_  
Resolution No. \_\_\_\_\_

D

D

T

T



**PROPOSTED TARIFF SHEETS**

SOUTHWEST GAS CORPORATION  
P.O. Box 98510  
Las Vegas, Nevada 89193-8510  
California Gas Tariff

Revised \_\_\_\_\_ Cal. P.U.C. Sheet No. 255  
Canceling 5th Revised Cal. P.U.C. Sheet No. 255

**RULE NO. 21**

**TRANSPORTATION OF CUSTOMER-SECURED NATURAL GAS**  
*(Continued)*

**D. TRADING OF IMBALANCE QUANTITIES** *(Continued)*

- 3. Trading of Monthly Imbalance quantities shall only reduce a customer's imbalance toward, but not beyond, a zero Monthly Imbalance level. A customer may not trade to establish a Monthly Imbalance in the opposite direction of the customer's original Monthly Imbalance.
- 4. Monthly Imbalances for customers with multiple meters will be determined by aggregating all meters included under a particular transportation service agreement. Customers with multiple meters shall not trade Monthly Imbalances based on individual meters or sales accounts.
- 5. The customer is solely responsible for contacting other transportation customers of the Company or of Southern California Gas Company, as applicable, to explore opportunities for trading Monthly Imbalances. The customer is also solely responsible for any financial arrangements between trading partners occurring as a result of the completion of an imbalance trade. The Company assesses its transportation quantity charges based on the transportation billing quantities, adjusted for any quantities traded pursuant to this Section.
- 6. Customers wishing to execute a trade of Monthly Imbalance quantities must submit an Imbalance Trading (Form No. 880.0SCA for Southern California service area customers or Form No. 880.00NCA for Northern California service area customers) to the Company by the Monthly Imbalance trading deadline. Such form shall be directed to a location and via a method specified by the Company. The Company will review, and approve as appropriate, all Monthly Imbalance trading requests submitted by customers. Customers whose trade requests are approved will be sent revised transportation billing worksheets and invoices. The Company will not be responsible for, or involved with, the transfer of gas supply between customers or any related compensatory transactions between customers.

Advice Letter No. A.24-09-  
Decision No. \_\_\_\_\_

Issued by  
Amy L. Timperley  
Chief Regulatory Officer

Date Filed September 5, 2024  
Effective \_\_\_\_\_  
Resolution No. \_\_\_\_\_

D

T  
T

**PROPOSTED TARIFF SHEETS**

SOUTHWEST GAS CORPORATION  
P.O. Box 98510  
Las Vegas, Nevada 89193-8510  
California Gas Tariff

Canceling \_\_\_\_\_ Revised \_\_\_\_\_ Cal. P.U.C. Sheet No. 261  
4th Revised \_\_\_\_\_ Cal. P.U.C. Sheet No. 261

**RULE NO. 21**

**TRANSPORTATION OF CUSTOMER-SECURED NATURAL GAS**  
*(Continued)*

**G. BILLING AND PAYMENT *(Continued)***

5. Periodically, quantity adjustments may be made by the Company's Supplier(s), the customer's agent or the Aggregator. Should resulting adjustments to customer bills be necessary, such adjustments will be applied during the month in which the quantities were delivered to the customer for the purposes of determining the applicability of the provisions of Schedule Nos. GN-T, GS-70/GN-70, and GS-VIC of this California Gas Tariff.

**H. ESTABLISHING TRANSPORTATION SERVICE**

1. Requests for transportation hereunder shall be made by, and shall be deemed to be complete upon, the customer providing the following information to the Company:
  - a. Point(s) of Delivery — Point(s) of delivery by the Company to the customer.
  - b. Gas Quantities — The Maximum Daily Quantity (MDQ) applicable to each receipt point(s) and the maximum quantity per day applicable to each point(s) of delivery, and the estimated total quantities to be received and transported over the delivery period stated individually in terms for each receipt point and each point of delivery.
  - c. Term of Service —
    - (i) Date service requested to commence; and
    - (ii) Date service requested to terminate.
  - d. Performance — A letter from the customer certifying that the customer has or will have title to the gas to be delivered to the Company for transportation and has entered into or will enter into those arrangements necessary to assure all upstream transportation will be in place prior to the commencement of service under a Service Agreement. The customer's agent or Aggregator, if any, must be named.
2. Upon receipt of all of the information specified above, the Company shall prepare and tender to the customer for execution a Service Agreement in the form contained in this California Gas Tariff. If the customer fails to execute the Service Agreement within 30 days of the date tendered, the customer's request shall be deemed null and void. A 30-day prior written notice by core aggregation customers or the respective Aggregator is required for cancellation of a service agreement for Core Aggregation Transportation service.

**PROPOSTED TARIFF SHEETS**

SOUTHWEST GAS CORPORATION  
P.O. Box 98510  
Las Vegas, Nevada 89193-8510  
California Gas Tariff

Canceling \_\_\_\_\_ Revised \_\_\_\_\_ Cal. P.U.C. Sheet No. 262  
2nd Revised \_\_\_\_\_ Cal. P.U.C. Sheet No. 262

**RULE NO. 21**

**TRANSPORTATION OF CUSTOMER-SECURED NATURAL GAS**  
*(Continued)*

**I. CUSTOMER'S CREDITWORTHINESS**

The Company shall not be required to perform or to continue transportation service under Schedules Nos. GS-70/GN-70, GN-T, and GS-VIC on behalf of any customer who is or has become insolvent or who, at the Company's request, fails within a reasonable period to demonstrate creditworthiness; provided, however, such customer may receive transportation service under Schedule Nos. GS-70/ GN-70, GN-T, and GS-VIC if the customer prepays for such service or furnishes good and sufficient security, as determined by the Company in its reasonable discretion, an amount equal to the cost of performing the service requested by the customer for a six-month period. For purposes of providing transportation service, the insolvency of a customer shall be evidenced by the filing by such customer or any parent entity thereof (hereinafter collectively referred to as the customer) of a voluntary petition in bankruptcy or the entry of a decree or order by a court having jurisdiction in the premises adjudging the customer as bankrupt or insolvent, or approving as properly filed a petition seeking reorganization, arrangement, adjustment or composition of or in respect of the customer under the Federal Bankruptcy Act or any other applicable federal or state law, or appointing a receiver, liquidator, assignee, trustee, sequestrator (or other similar official) of the customer or of any substantial part of its property, or the ordering of the winding-up or liquidation of its affairs, with said order or decree continuing unstayed and in effect for a period of 60 consecutive days.

**J. FACILITY ADDITIONS**

Any facilities which must be installed by the Company to serve the customer will be constructed in accordance with the Rules included in this California Gas Tariff. Should telemetering facilities be required now, or in the future, by the Company to perform transportation service, such facilities will be installed at the customer's expense.

Advice Letter No. A.24-09-  
Decision No. \_\_\_\_\_

Issued by  
Amy L. Timperley  
Chief Regulatory Officer

Date Filed September 5, 2024  
Effective \_\_\_\_\_  
Resolution No. \_\_\_\_\_

D

D

T

T

**PROPOSTED TARIFF SHEETS**

SOUTHWEST GAS CORPORATION  
P.O. Box 98510  
Las Vegas, Nevada 89193-8510  
California Gas Tariff

Revised Cal. P.U.C. Sheet No. 265  
Canceling 5th Revised Cal. P.U.C. Sheet No. 265

**RULE NO. 21**

**TRANSPORTATION OF CUSTOMER-SECURED NATURAL GAS**  
*(Continued)*

**M. CORE AGGREGATION TRANSPORTATION (CAT) PROGRAM *(Continued)***

- e. The Company will process requests from Aggregators to begin service to customers within 90 days of submittal; however, every reasonable effort will be made to begin CAT service for the customer in the month following submittal.
- f. Customers taking CAT service must provide 90 days prior written notice to the Company to change Aggregators. A customer who has received CAT service for the minimum term is not required to remain with a newly-elected Aggregator for a minimum term.

**2. Storage Allocation and Rights**

- a. For the Company's Southern California service areas, gas storage inventory injected by Aggregators may not be subjected to encumbrances of any kind. Aggregators will be assigned month-end storage inventory targets by the Company to meet the Company's month-end storage targets and maintain minimum quantities sufficient to meet the Company's peak day and cold year seasonal requirements. Aggregators will not be allowed to withdraw gas in inventory below the month-end targets established by the Company. Gas storage inventory to meet core reliability cannot be used to cure an under-delivery of flowing supplies during an imbalance trading period.
- b. During the injection season, flowing supplies scheduled for injection will be delivered first, with all remaining flowing supplies scheduled for delivery to the Company's Southern California distribution system for current month use.
- c. Aggregators in the Company's Northern California service area are subject to the terms and conditions of the Paiute Pipeline Company's FERC Tariff for all storage activities.
- d. When an Aggregator adds a customer or customers to its Group which represents an addition of more than 150,000 therms of storage inventory, a pro rata portion of the existing gas storage inventory will be sold by the Company to the Aggregator at the current month's Procurement Charge as set forth in the currently-effective Schedule No. GCP of this California Gas Tariff. When a customer terminates CAT service which represents a reduction of more than 150,000 therms of storage inventory and returns to the otherwise applicable sales schedule, a pro rata portion of the existing gas storage inventory will be sold by the Aggregator to the Company at the current month's Procurement Charge as set forth in the currently-effective Schedule No. GCP of this California Gas Tariff.

Advice Letter No. A.24-09-  
Decision No. \_\_\_\_\_

Issued by  
Amy L. Timperley  
Chief Regulatory Officer

Date Filed September 5, 2024  
Effective \_\_\_\_\_  
Resolution No. \_\_\_\_\_

D

T  
T

**PROPOSTED TARIFF SHEETS**

SOUTHWEST GAS CORPORATION  
P.O. Box 98510  
Las Vegas, Nevada 89193-8510  
California Gas Tariff

Canceling \_\_\_\_\_ Revised \_\_\_\_\_ Cal. P.U.C. Sheet No. 275  
3rd Revised \_\_\_\_\_ Cal. P.U.C. Sheet No. 275

**RULE NO. 21**

**TRANSPORTATION OF CUSTOMER-SECURED NATURAL GAS**  
*(Continued)*

**N. OTHER PROCEDURES**

The Company reserves the right to impose, at any time, any reasonable operating conditions upon the transportation of the customer's gas which the Company, in its sole good faith judgment, deems necessary to maintain the safe and efficient operation of its distribution system, or to make the operating terms and conditions of service hereunder compatible with those of the supplier. Additionally, the customer and the Company shall comply with any operational conditions or constraints imposed by the upstream pipeline service provider.

**O. RULES AND REGULATIONS**

Except as qualified in this rule, all other Rules and Regulations of the Company's California Gas Tariff are applicable to Schedule Nos. GN-T, GS-70/GN-70, and GS-VIC and are hereby made a part hereof.

Advice Letter No. A.24-09-  
Decision No. \_\_\_\_\_

Issued by  
Amy L. Timperley  
Chief Regulatory Officer

Date Filed September 5, 2024  
Effective \_\_\_\_\_  
Resolution No. \_\_\_\_\_

D

T  
T

**PROPOSTED TARIFF SHEETS**

SOUTHWEST GAS CORPORATION  
P.O. Box 98510  
Las Vegas, Nevada 89193-8510  
California Gas Tariff

Revised \_\_\_\_\_ Cal. P.U.C. Sheet No. 279.17  
Canceling \_\_\_\_\_ 2nd Revised \_\_\_\_\_ Cal. P.U.C. Sheet No. 279.17

**RULE NO. 23**

**MOBILEHOME PARK UTILITY CONVERSION PROGRAM**

*(Continued)*

**A. DEFINITIONS *(Continued)***

To the Meter: "To the Meter" facilities include all infrastructure (e.g. connection fittings, pipe, valves, risers, regulators, and meters) and any substructures necessary to complete the gas distribution and service line extensions to the Service Delivery Point.

**B. PROGRAM ELIGIBILITY**

1. MHPs must meet all of the following criteria to be eligible for the MHP Program:

a. Receive natural gas service from the Company through a master-meter and supply gas service to MHP Residents on a single premise through:

- a submetered natural gas system; or
- a non-submetered natural gas system.

b. Receive natural gas service from the Company under the following rate schedule:

- Schedule No. GS-20/GN-20 – Multi-Family Master-Metered Gas Service – Non-Submetered;
- Schedule No. GS-25/GN-25 – Multi-Family Master-Metered Gas Service – Submetered;

c. Operate under a current and valid license from the governmental entity with relevant authority;

Advice Letter No. A.24-09-  
Decision No. \_\_\_\_\_

Issued by  
Amy L. Timperley  
Chief Regulatory Officer

Date Filed September 5, 2024  
Effective \_\_\_\_\_  
Resolution No. \_\_\_\_\_

D  
D

T  
T

**PROPOSTED TARIFF SHEETS**

CA TY 2026 GRC  
CHAPTER 21  
SHEET 75 OF 78

SOUTHWEST GAS CORPORATION  
P.O. Box 98510  
Las Vegas, Nevada 89193-8510  
California Gas Tariff

Canceling \_\_\_\_\_ Revised \_\_\_\_\_ Cal. P.U.C. Sheet No. 291.1  
1st Revised \_\_\_\_\_ Cal. P.U.C. Sheet No. 291.1

IMBALANCE TRADING REQUEST-NORTHERN CALIFORNIA

(FORM 880.0NCA XX/XXXX)

D  
T

(See Attached Form)

Advice Letter No. A.24-09-  
Decision No. \_\_\_\_\_

Issued by  
Amy L. Timperley  
Chief Regulatory Officer

Date Filed September 5, 2024  
Effective \_\_\_\_\_  
Resolution No. \_\_\_\_\_

T  
T



**IMBALANCE TRADING REQUEST-NORTHERN CALIFORNIA**

<b>Seller</b>	<b>Buyer</b>
_____ <i>Customer Contract Number (CSA)</i>	_____ <i>Customer Contract Number (CSA)</i>
_____ <i>Contact / Agent Name</i>	_____ <i>Contact / Agent Name</i>
_____ <i>Contact Telephone Number</i>	_____ <i>Contact Telephone Number</i>
_____ <i>Email Address</i>	_____ <i>Email Address</i>
_____ <i>Imbalance Quantity (Therms)</i>	_____ <i>Imbalance Quantity (Therms)</i>
_____ <i>Imbalance Month</i>	_____ <i>Imbalance Month</i>

I understand that this Imbalance Trade is contingent on Southwest Gas authorizing the trade. Imbalance Trading forms must be submitted to Southwest Gas and trades completed prior to 3 p.m. Pacific Clock Time of the 30<sup>th</sup> of the trading month, or the 28<sup>th</sup> calendar day during the month of February. If the end of the trading period falls on a weekend or holiday, the prior business day shall be the last day for trading to occur. Both imbalances must occur during the same time period, unless otherwise agreed to by Southwest Gas. This trade is also contingent on Southwest’s verification of the Imbalance Quantity for both customers.

**California Consumer Privacy Act (“CCPA”) - NOTICE AT COLLECTION**

Under the CCPA, Southwest Gas is required to notify California residents of the personal information it collects and why such information is collected. This notice applies solely to customers, users, and others who reside in the state of California. A list of the categories of personal information Southwest Gas may collect and how such information is used can be found in the Southwest Gas CCPA Privacy Policy at <https://www.swgas.com/ccpa>.

Please email this form to Southwest Gas at:

**SWG.GasDispatch@swgas.com**

If you have any questions regarding this form or Northern California imbalance trades, please contact the Southwest Gas Scheduling department at 800-762-7626.

<b>Seller</b>	<b>Buyer</b>
_____ <i>Customer or Agent Signature</i>	_____ <i>Customer or Agent Signature</i>
_____ <i>Printed Name</i>	_____ <i>Printed Name</i>
_____ <i>Customer or Agent Title</i>	_____ <i>Customer or Agent Title</i>
_____ <i>Company Name</i>	_____ <i>Company Name</i>
_____ <i>Date</i>	_____ <i>Date</i>

It is the sole responsibility of each Customer to ensure this form is received at the above address by the trading period deadline.



**PROPOSTED TARIFF SHEETS**

CA TY 2026 GRC  
CHAPTER 21  
SHEET 77 OF 78

SOUTHWEST GAS CORPORATION  
P.O. Box 98510  
Las Vegas, Nevada 89193-8510  
California Gas Tariff

Canceling \_\_\_\_\_ Revised \_\_\_\_\_ Cal. P.U.C. Sheet No. 297  
1st Revised \_\_\_\_\_ Cal. P.U.C. Sheet No. 297

CUSTOMER DECLARATION OF ELIGIBILITY FOR  
BASELINE RATES (CALIFORNIA) (FORM 902.15 XX/XXXX)

T  
T

(See Attached Form)

Advice Letter No. A.24-09-  
Decision No. \_\_\_\_\_

Issued by  
Amy L. Timperley  
Chief Regulatory Officer

Date Filed September 5, 2024  
Effective \_\_\_\_\_  
Resolution No. \_\_\_\_\_

T  
T



**CUSTOMER DECLARATION OF ELIGIBILITY FOR BASELINE RATES  
(California)**

Customer hereby claims eligibility for baseline rates and declares that the service requested will be used for residential purposes under the provisions of Southwest Gas Corporation's (the Company) applicable rate schedules (Schedule No. G-20/GN-20 – Multi-Family Master-Metered Gas Service or Schedule No. GS-25/GN-25 – Multi-Family Master-Metered Gas Service - Submetered). The total baseline allowance will be determined by the stated number of occupied units to be billed.

**California Consumer Privacy Act ("CCPA") - NOTICE AT COLLECTION**

Under the CCPA, the Company is required to notify California residents of the personal information it collects and why such information is collected. This notice applies solely to customers, users, and others who reside in the state of California. A list of the categories of personal information the Company may collect and how such information is used can be found in the Company's CCPA Privacy Policy at <https://www.swgas.com/ccpa>.

**Customer Information:**

Account Number \_\_\_\_\_

Name \_\_\_\_\_ Daytime Phone Number \_\_\_\_\_

has requested the Company to provide gas service to the customer's premises located at:

Service Address \_\_\_\_\_  
*Street City State ZIP Code*

Mailing Address \_\_\_\_\_  
*(if different from service address) Street or P.O. Box City State ZIP Code*

Please state the number of:

- a. occupied dwelling units, apartments, or manufactured home spaces with current natural gas service \_\_\_\_\_
- b. occupied units listed above that are submetered \_\_\_\_\_

Customer hereby grants the Company the right of access to the described premises at reasonable hours for verification of the information furnished in this declaration. Refusal of access shall be reason for disqualification of baseline rates. Customer agrees to notify the Company of any change in the number of residential dwelling units or manufactured home spaces utilizing gas service within 15 days following such change. Failure to do so may result in the loss of baseline rates. If the Company establishes that a customer is ineligible to receive baseline rates, an appropriate adjusted bill may be rendered to the customer.

Customer Signature \_\_\_\_\_ Date Signed \_\_\_\_\_

**For Company Use Only:** Date Received \_\_\_\_\_ Date Processed \_\_\_\_\_

**Mailing Address:**  
**ATTN CUSTOMER ASSISTANCE**  
**Southwest Gas Corporation**  
**PO Box 1498**  
**Victorville, CA 92393-1498**

**For additional information, please call:**  
**Customer Assistance.....(877) 860-6020**  
**Hearing Impaired.....711**  
**Apply online at: [www.swgas.com](http://www.swgas.com)**

**Proposed Tariff Sheets  
Redlined**

## TARIFF SCHEDULES

Applicable to  
GAS SERVICE

Of

SOUTHWEST GAS CORPORATION

P.O. Box 98510  
Las Vegas, Nevada 89193-8510

SOUTHERN CALIFORNIA

San Bernardino County, California

NORTHERN CALIFORNIA ~~AND SOUTH LAKE TAHOE~~

Placer, El Dorado and Nevada Counties, California

These tariff schedules have been regularly filed with the Public Utilities Commission of the State of California and are the effective rates and rules of the Company.

Service will be furnished in accordance with these tariff schedules and no officer, employee or representative of the Company has any authority to waive, alter or amend these tariff schedules or any part thereof in any respect.

TABLE OF CONTENTS  
(Continued)

<u>RATE SCHEDULE</u>	<u>DESCRIPTION</u>	<u>CAL. P.U.C. SHEET NOS.</u>
GS-10/GN-10/ <del>SLT-10</del>	Residential Gas Service	79 – 80
GS-11	Residential Air-Conditioning Gas Service	81 – 82
GS-12/GN-12/ <del>SLT-12</del>	CARE Residential Gas Service	83 – 86
GS-15/GN-15/ <del>SLT-15</del>	Secondary Residential Gas Service	87
GS-20/GN-20/ <del>SLT-20</del>	Multi-Family Master-Metered Gas Service	88 – 89
	Held for Future Use	90
GS-25/GN-25/ <del>SLT-25</del>	Multi-Family Master-Metered Gas Service – Submetered	91 – 93
GS-35/GN-35/ <del>SLT-35</del>	Agricultural Employee Housing and Nonprofit Group Living Facility Gas Service	94 – 103
GS-40/GN-40/ <del>SLT-40</del>	Core Commercial General Gas Service	104
GS-50/GN-50/ <del>SLT-50</del>	Core Natural Gas Service for Motor Vehicles	105 – 106
GS-60/GN-60/ <del>SLT-60</del>	Core Internal Combustion Engine Gas Service	107
GS-66/GN-66/ <del>SLT-66</del>	Core Small Electric Power Generation Gas Service	108
GS-70/GN-70/ <del>SLT-70</del>	Noncore General Gas Transportation Service	109 – 117
GS-VIC	City of Victorville Natural Gas Service	118 – 120
	Held for Future Use	120.1 – 120.2
G-PPPS	Surcharge to Fund Public Purpose Programs	121 – 122
G-IRRAM	Rate to Fund Infrastructure Reliability and Replacement Programs	122.1

TABLE OF CONTENTS  
(Continued)

FORM NO.	AGREEMENTS, APPLICATIONS & CONTRACTS	CAL P.U.C. SHEET NOS.
130.0	Gas Main Extension Agreement (10/2022)	280
130.5	Relocation of Gas Distribution Facilities Agreement (11/2020)	281
130.6	General Requirements Addendum to Contract for Extension of Gas Line (California) (06/2006)	282
130.7	Service Agreement (California) (11/2020)	283
130.16	Applicant Installation Cost Verification/Statement of Refundable Costs for Applicant Installation (11/2020)	284
130.20	Facility Relocation Agreement (Arizona/California/Nevada) (11/2020)	284.1
914.5	Third Party Notification Program (11/2020)	284.2
334.0	Contract for Installation of Gas Service Facilities—Ingress and Egress Permit (11/2020)	285
336.0	Proposal to Purchase and Agreement for Transfer of Ownership of Distribution Systems (California) (11/2020)	286
913.03	Standard Renewable Gas Interconnection Agreement (01/2021)	287
411.0	Landlord Agreement (02/2023)	288
414.0C	Summary Billing Agreement—California (11/2020)	289
137.0	Electronic Data Interchange Agreement (11/2020)	289.1
415.0	Customer Trench Requirements (11/2020)	290
880.0SCA	Imbalance Trading Request—Southern California (11/2020)	291*
880.0NCA	Imbalance Trading Request—Northern California/ <del>South Lake Tahoe</del> ( <del>11/2020</del> <u>XXXX</u> )	291.1*
881.0	Utility Authorization for Core Aggregation Transportation Service (11/2020)	292
882.0	Credit Application (11/2020)	292.1
902.1	Application for Additional Baseline Allowance for Qualified Medical Conditions (09/2022)	293
902.2	Application for Qualified Nonprofit Group Living Facilities for California Alternate Rates for Energy (CARE) Program (11/2020)	294

TABLE OF CONTENTS  
(Continued)

<u>FORM NO.</u>	<u>AGREEMENTS, APPLICATIONS &amp; CONTRACTS</u>	<u>CAL. P.U.C. SHEET NOS.</u>
902.4	Application for California Alternate Rates for Energy (CARE) Program for Qualified Agricultural Employee Housing Facilities (11/2020)	295
902.6	Application for California Alternate Rates for Energy (CARE) Program (New and Recertification) (04/2024)	296
902.15	Customer Declaration of Eligibility for Baseline Rates (California) ( <del>11/2020</del> <u>XX/XXXX</u> )	297
902.16	CARE Program Application for Tenants of Submetered Residential Facilities (New and Recertification) (04/2024)	298
	Held for Future Use	299
912.0	California Micro-Business Declaration (11/2020)	300
913.1	Mobilehome Park Utility Conversion Program Application (06/2021)	300.1
913.2	Mobilehome Park Utility Conversion Program Agreement (09/2021)	300.2
913.9	Certification of Health and/or Disability Condition (11/2020)	301
923.0	Automatic Payment Plan Application and Agreement (09/2020)	302
	Held for Future Use	303/304
<u>BILLS AND INVOICES</u>		
860.4	Invoice/Statement (04/1991)	305
925.0	Remittance Return (03/2010)	306
927.0	Customer Bill (03/2023 / y23, m6, v8)	307
	Held for Future Use	307.1
936.0	Excess Service Statement (08/2008)	308
	Held for Future Use	309

PRELIMINARY STATEMENT

1. SERVICE TERRITORY

Southwest Gas Corporation (the Company) provides natural gas service within the following counties: San Bernardino, Placer, El Dorado and Nevada. Service is provided in the geographical areas definitively set forth by cross-hatching on the maps of the Company's service areas contained in this California Gas Tariff.

1A. The following communities are included in the Company's Southern California service area:

Adelanto	Fawnskin	Moonridge
Apple Valley	Helendale	Needles
Barstow	Hesperia	North Barstow
Big Bear City	Hinkley	Oro Grande
Big Bear Lake	Lenwood	Sugarloaf
Bryman	Lockhart	Summit
Calico	Lucerne Valley	Victorville
Daggett	Marianas Ranchos	Yermo

1B. The following communities are included in the Company's Northern California ~~and South Lake Tahoe~~ service areas:

Agate Bay	Homewood	Sunnyside
Brockway	Kings Beach	Tahoe City
Carnelian Bay	McKinney Bay	Tahoe Donner
Cedar Flat	Meeks Bay	Tahoe Pines
Chambers Lodge	Northstar	Tahoe Vista
Dollar Point	Rubicon Point	Tahoma
Donner Lake	South Lake Tahoe	Talmont
Glenshire	Sugar Pine Point	Truckee

~~The Company maintains separate distribution service rates for South Lake Tahoe and the remainder of its Northern California service area as reflected on the Northern California Division and South Lake Tahoe Statement of Rates.~~

2. DESCRIPTION OF SERVICE

The Company is principally engaged in the business of purchasing, distributing and transporting natural gas to residential, commercial and industrial customers in the southwestern United States.



PRELIMINARY STATEMENT

*(Continued)*

9. FIXED COST ADJUSTMENT MECHANISM (FCAM) *(Continued)*

9F. ACCOUNTING PROCEDURE

1. Separate accounts will be maintained for the Company's Southern California, and Northern California ~~and South Lake Tahoe~~ service areas. The Company shall make the following entries to the FCAM Balancing Accounts at the end of each month:
  - a. A debit entry equal to the monthly portion of Southwest's annual margin, as reflected below;
  - b. A debit entry equal to the actual cost of reservation/firm access charges and storage charges for the month; and
  - c. A credit entry equal to the amount calculated by multiplying Southwest's Margin Charges, reservation/firm access charges, storage charges, and the Fixed Cost Balancing Account Adjustment components of the currently-effective tariff rates, excluding adjustments for franchise taxes and uncollectible accounts expense, by the applicable volumes delivered during the month.

Amounts related to reservation/firm access charges and storage charges will be recorded in a subaccount of the Purchased Gas Adjustment Account (191.0). Amounts related to margin balancing will be recorded in a miscellaneous Current and Accrued Asset Account (174.0).

PRELIMINARY STATEMENT  
(Continued)

9. FIXED COST ADJUSTMENT MECHANISM (FCAM) (Continued)

9F. ACCOUNTING PROCEDURE (Continued)

ANNUAL 2024 MARGIN

	<u>Southern California</u>	<u>Northern California</u>	<u>South Lake Tahoe</u>
January	\$ 16,560,450	\$ 4,266,682	\$ 3,375,034
February	\$ 14,749,206	\$ 3,843,278	\$ 3,136,756
March	\$ 13,811,835	\$ 3,759,452	\$ 3,070,952
April	\$ 11,191,758	\$ 3,093,978	\$ 2,480,101
May	\$ 9,545,044	\$ 2,333,346	\$ 1,934,085
June	\$ 8,990,262	\$ 1,893,906	\$ 1,536,485
July	\$ 8,399,711	\$ 1,611,443	\$ 1,306,882
August	\$ 5,718,286	\$ 936,841	\$ 776,749
September	\$ 8,342,261	\$ 1,513,057	\$ 1,261,542
October	\$ 8,711,539	\$ 1,829,400	\$ 1,574,697
November	\$ 10,186,122	\$ 2,605,292	\$ 2,268,422
December	\$ 13,905,497	\$ 3,651,828	\$ 3,005,392
<u>Total</u>	<u>\$ 130,111,973</u>	<u>\$ 31,338,501</u>	<u>\$ 25,727,095</u>

2. An entry to record interest on the Fixed Cost Balancing Account balance after entry (1) above, calculated as set forth in Section 12B of this Preliminary Statement.

PRELIMINARY STATEMENT  
(Continued)

9. FIXED COST ADJUSTMENT MECHANISM (FCAM) (Continued)

9F. ACCOUNTING PROCEDURE (Continued)

ANNUAL 2024 MARGIN

	<u>Southern California</u>	<u>Northern California</u>	<u>South Lake Tahoe</u>
January	\$ 11,396,786	\$ 3,060,643	<del>\$ 1,975,379</del>
February	\$ 9,929,707	\$ 3,483,862	<del>\$ 1,767,482</del>
March	\$ 9,010,525	\$ 3,347,695	<del>\$ 1,670,271</del>
April	\$ 7,447,780	\$ 2,789,199	<del>\$ 1,402,259</del>
May	\$ 6,593,174	\$ 2,199,897	<del>\$ 1,140,659</del>
June	\$ 6,175,722	\$ 1,856,370	<del>\$ 934,548</del>
July	\$ 5,815,011	\$ 1,559,244	<del>\$ 801,203</del>
August	\$ 4,113,924	\$ 989,962	<del>\$ 519,017</del>
September	\$ 5,817,663	\$ 1,584,961	<del>\$ 815,537</del>
October	\$ 6,061,860	\$ 1,861,191	<del>\$ 992,702</del>
November	\$ 7,134,248	\$ 2,436,968	<del>\$ 1,345,412</del>
December	\$ 9,667,718	\$ 3,433,610	<del>\$ 1,761,500</del>
<u>Total</u>	<u>\$89,164,118</u>	<u>\$28,603,602</u>	<u>\$15,125,969</u>

2. An entry to record interest on the Fixed Cost Balancing Account balance after entry (1) above, calculated as set forth in Section 12B of this Preliminary Statement.

PRELIMINARY STATEMENT  
(Continued)

17. GAS COST INCENTIVE MECHANISM (GCIM) (Continued)

17C. GCIM BENCHMARK (Continued)

The Northern California ~~and South Lake Tahoe~~ Benchmark Price Index is calculated daily and is based on the simple average of daily prices reported in *Platt's Gas Daily* for each of the indicated production and market center trading points and the corresponding index prices from *SNL Energy Daily Gas Report*. If one of the two publications used to calculate the simple average does not report an index price for a specific production or market center trading point, the other publication will be used. If neither publication used to calculate the simple average reports a price for an indicated production or market center trading point, the Benchmark Price Index will be based on another available trade publication. If the selected trade publication subsequently revises its reported price within the annual GCIM period, the Benchmark Price Index will be recalculated to reflect the corrected price.

2. The Gas Transportation Benchmark is the sum of all pipeline transportation costs for delivery of gas supply quantities to the Company's distribution system and all fixed and variable storage costs.
  - a. Pipeline transportation costs include fixed reservation charges, variable transportation costs, refunds, adjustments, credits, all applicable and effective surcharges and other related costs. The transportation costs are determined from the Company's transportation invoices, separately for each pipeline, for gas deliveries from the indicated basins/receipt points.
  - b. Storage costs include injection, withdrawal, inventory charges, refunds, adjustments and credits as invoiced.

17D. GCIM PURCHASED GAS COST

The GCIM Purchased Gas Cost includes the following:

1. All gas commodity costs, including any adjustments, refunds, surcharges, penalties, inventory charges or credits;
2. Pipeline Transportation costs, including fixed reservation charges, variable transportation costs, refunds, adjustments, credits, all applicable and effective surcharges and other related costs included with the transportation invoices for deliveries to the Company's California service areas.
3. Storage costs including injection, withdrawal, and inventory charges and appropriate refunds, adjustments, and credits as invoiced;

Issued by \_\_\_\_\_ Date Filed \_\_\_\_\_

Advice Letter No. \_\_\_\_\_ ~~Justin Lee Brown~~ Amy L. Timperley \_\_\_\_\_ Effective \_\_\_\_\_

Decision No. \_\_\_\_\_ ~~Senior Vice President~~ Chief Regulatory Officer \_\_\_\_\_ Resolution No. \_\_\_\_\_

SOUTHWEST GAS CORPORATION  
P.O. Box 98510  
Las Vegas, Nevada 89193-8510  
California Gas Tariff

Canceling \_\_\_\_\_  
\_\_\_\_\_

Cal. P.U.C. Sheet No. \_\_\_\_\_  
Cal. P.U.C. Sheet No. \_\_\_\_\_

4. Any revenues from release and brokering of pipeline or storage capacity;

Advice Letter No. \_\_\_\_\_ Issued by ~~Justin Lee Brown~~ Amy L. Timperley Date Filed \_\_\_\_\_ Effective \_\_\_\_\_  
~~2020~~ Resolution No. \_\_\_\_\_ Senior Vice President Chief Regulatory Officer September 5, 2024 ~~July 31,~~ Resolution No. \_\_\_\_\_  
1140A.24-09- T July 31, 2020  
20 05 003

PRELIMINARY STATEMENT  
(Continued)

17. GAS COST INCENTIVE MECHANISM (GCIM) (Continued)

17F. VOLATILITY MITIGATION PROGRAM (VMP) (Continued)

VMP purchase prices are fixed when the contract is awarded, based on then current market conditions. Contracted supply terms can range from one to twelve months, but shall not exceed two years. The Company solicits VMP bids for both the Company's Southern California ~~service area~~ and ~~the Company's Northern California and South Lake Tahoe~~ service areas. Solicitations are scheduled periodically throughout the year. In any solicitation, one or both of the California divisions may be involved, depending on the amount of VMP supplies already acquired. Up to 25 percent of the total forecasted annual supply is purchased as part of the VMP.

VMP contracts are awarded to the lowest acceptable bidder as part of a solicitation process. Because the contracts are selected through a bidding process, prices for VMP purchases are assumed to be representative of the market at the time of the solicitation. Evaluating these purchases will include comparing the awarded contract to the corresponding bids received during the solicitation process. All contracts and information related to the solicitation process will be submitted with the annual GCIM filing.

17G. SOUTHERN CALIFORNIA STORAGE

Consistent with D.08-12-020, the Company receives a set-aside of SoCalGas storage inventory, injection, and withdrawal capacity equal to 1.98 percent of the inventory, injection, and withdrawal capacities that are allocated to the combined core customers of SoCalGas and San Diego Gas & Electric Company. Such storage set-aside is adjusted annually, no later than April 1. When this set-aside of SoCalGas storage is available, the Company uses its southern California storage resources primarily to reduce the impact of short-term or seasonal volatility in natural gas prices and as a peak demand supply source. To a lesser extent, storage is also employed as an imbalance management tool for intrastate capacity. The Company will endeavor to dispatch supplies into and out of storage in a manner that provides the greatest economic benefit to the ratepayers, based on market information available at that time and minimizes the purchase of supplies for periods less than an entire month for the Southern California service area. Prior to each November 1, the Company will have storage reserves filled to a target level of no less than 80 percent of capacity. If the storage target is not met, the Company will explain the variance and impact to core customers in the annual GCIM filing.

Issued by \_\_\_\_\_ Date Filed \_\_\_\_\_

Advice Letter No. \_\_\_\_\_ ~~Justin Lee Brown~~ Amy L. Timperley Effective July 31, 2020 September 5, 2024  
Decision No. 1140A.24-09- ~~Senior Vice President~~ Chief Regulatory Officer ~~July 31, 2020~~ No. \_\_\_\_\_  
20-05-003

HELD FOR FUTURE USE

PRELIMINARY STATEMENTS

*(Continued)*

19. PUBLIC PURPOSE PROGRAM MEMORANDUM ACCOUNT (PPPMA)

19A. PURPOSE

Effective January 1, 2012, the purpose of the PPPMA is to record the difference between the Company's Public Purpose Program (PPP) revenue requirement authorized in Decision (D.) 11-11-009 and that requested by the Company in Application (A.) 11-06-019. D.14-11-005 extended the PPPMA on a month-to-month basis beginning January 1, 2015 until the Commission adopts a final decision approving Southwest Gas' 2015-2017 ESA and CARE Program Budget Application.

19B. APPLICABILITY

CARE and NonCARE costs recorded in the PPPMA will be recovered from customers in the same manner as the Company's authorized PPP revenue requirement.

19C. DISPOSITION

Costs recorded in the PPPMA will be reconciled with the Company's PPP expenses and revenues recorded pursuant to Section 17 Public Purpose Program (PPP) Balancing Accounts (Section 17) of the Preliminary Statements of this California Gas Tariff. Costs, including interest calculated as set forth in Section 12B of these Preliminary Statements, in excess of those recoverable pursuant to Section 17 may be recovered in rates only after request by the Company and approval by the Commission.

Issued by \_\_\_\_\_ Date Filed \_\_\_\_\_

Advice Letter No. \_\_\_\_\_ Justin Lee Brown Amy L. Timperley Effective \_\_\_\_\_

Decision No. 1005 A.24-09- Vice President Chief Regulatory Officer March 11, 2016 September 5, 2024 \_\_\_\_\_  
April 10, 2016 \_\_\_\_\_

**STATEMENT OF RATES**  
**RATES APPLICABLE TO SOUTHERN CALIFORNIA SERVICE AREA [1]**

Schedule No. and Type of Charge	Margin	Charges [2] and		Subtotal Gas Usage Rate	Other Surcharges		Gas Cost	Effective Sales Rate
		Adjustments			CPUC	PPP		
<b>GS-10-Residential Gas Service</b>								
Basic Service Charge	\$ 5.75							\$ 5.75
Cost per Therm								
Baseline Quantities	\$ 1.37478	\$ .35611	\$ 1.73089	\$ .00100	\$ .22423	\$ .34494	\$ 2.30106	IR
Tier II	\$ 1.59111	.35611	1.94722	.00100	.22423	.34494	2.51739	IR
<b>GS-11-Residential Air-Conditioning Gas Service</b>								
Basic Service Charge	\$ 5.00							\$ 5.00
Cost per Therm								
Tier I	\$ 1.37478	\$ .35611	\$ 1.73089	\$ .00100	\$ .22423	\$ .34494	\$ 2.30106	IR
Tier II	1.59111	.35611	1.94722	.00100	.22423	.34494	2.51739	IR
Air-Conditioning	\$ .45180	.35611	.80791	.00100	.22423	.34494	1.37808	IR
<b>GS-12-CARE Residential Gas Service</b>								
Basic Service Charge	\$ 4.00							\$ 4.00
Cost per Therm								
Baseline Quantities	\$ .95961	\$ .35611	\$ 1.31572	\$ .00100	\$ .04255	\$ .34494	\$ 1.70421	IR
Tier II	\$ 1.13268	.35611	1.48879	.00100	.04255	.34494	1.87728	IR
<b>GS-15-Secondary Residential Gas Service</b>								
Basic Service Charge	\$ 6.00							\$ 6.00
Cost per Therm	\$ 1.91604	\$ .35611	\$ 2.27215	\$ .00100	\$ .22423	\$ .34494	\$ 2.84232	IR
<b>GS-20-Multi-Family Master-Metered Gas Service</b>								
Basic Service Charge	\$ 25.00							\$ 25.00
Cost per Therm								
Baseline Quantities	\$ 1.37478	\$ .35611	\$ 1.73089	\$ .00100	\$ .22423	\$ .34494	\$ 2.30106	IR
Tier II	1.59111	.35611	1.94722	.00100	.22423	.34494	2.51739	IR
<b>GS-25-Multi-Family Master-Metered Gas Service-Submetered</b>								
Basic Service Charge	\$ 25.00							\$ 25.00
Cost per Therm								
Baseline Quantities	\$ 1.37478	\$ .35611	\$ 1.73089	\$ .00100	\$ .22423	\$ .34494	\$ 2.30106	IR
Tier II	1.59111	.35611	1.94722	.00100	.22423	.34494	2.51739	IR
Submetered Discount per Occupied Space	(\$13.63)						(\$13.63)	
<b>GS-35-Agriculture Employee Housing &amp; Nonprofit Group Living Facility Gas Service</b>								
Basic Service Charge	\$ 8.80							\$ 8.80
Cost per Therm								
First 100	\$ .71084	\$ .35611	\$ 1.06695	\$ .00100	\$ .04255	\$ .34494	\$ 1.45544	IR
Next 500	\$ .48096	.35611	.83707	.00100	.04255	.34494	1.22556	IR
Next 2,400	\$ .29707	.35611	.65318	.00100	.04255	.34494	1.04167	IR
Over 3,000	\$ .09549	.35611	.45160	.00100	.04255	.34494	.84009	IR
<b>GS-40-Core General Gas Service (non-Covered Entities)</b>								
Basic Service Charge	\$ 11.00							\$ 11.00
Transportation Service Charge	\$ 780.00							\$ 780.00
Cost per Therm								
First 100	\$ 1.06381	\$ .35611	\$ 1.41992	\$ .00100	\$ .22423	\$ .34494	\$ 1.99009	IR
Next 500	\$ .77646	.35611	1.13257	.00100	.22423	.34494	1.70274	IR
Next 2,400	\$ .54661	.35611	.90272	.00100	.22423	.34494	1.47289	IR
Over 3,000	\$ .29462	.35611	.65073	.00100	.22423	.34494	1.22090	IR



**STATEMENT OF RATES**  
**RATES APPLICABLE TO SOUTHERN CALIFORNIA SERVICE AREA [1]**

Schedule No. and Type of Charge	Margin	Charges [2] and Adjustments		Subtotal Gas Usage Rate	Other Surcharges		Gas Cost	Effective Sales Rate	
					CPUC	PPP			
<b>GS-40-Core General Gas Service (Covered Entities)</b>									
Basic Service Charge	\$11.00							\$11.00	
Transportation Service Charge	\$780.00							\$780.00	
Cost per Therm									
First 100	\$ 1.06381	\$ .18960	\$ 1.25341	\$ .00100	\$ .22423	\$ .34494	\$ 1.82358		IR
Next 500	\$ .77646	.18960	.96606	.00100	.22423	.34494	1.53623		IR
Next 2,400	\$ .54661	.18960	.73621	.00100	.22423	.34494	1.30638		IR
Over 3,000	\$ .29462	.18960	.48422	.00100	.22423	.34494	1.05439		IR
<b>GS-50-Core Natural Gas Service for Motor Vehicles</b>									
Basic Service Charge	\$25.00							\$25.00	
Cost per Therm	\$ .19173	\$ .35611	\$ .54784	\$ .00100	\$ .22423	\$ .34494	\$ 1.11801		IR
<b>GS-60-Core Internal Combustion Engine Gas Service</b>									
Basic Service Charge	\$25.00							\$25.00	
Cost per Therm	\$ .44699	\$ .35611	\$ .80310	\$ .00100	\$ .22423	\$ .34494	\$ 1.37327		IR
<b>GS-66-Core Small Electric Power Generation Gas Service</b>									
Basic Service Charge	\$25.00							\$25.00	
Cost per Therm	\$ .44799	\$ .35611	\$ .80410	\$ .00100		\$ .34494	\$ 1.15004		IR
<b>GS-70-Noncore General Gas Transportation Service</b>									
Basic Service Charge	\$100.00							\$100.00	
Transportation Service Charge	\$780.00							\$780.00	
Cost per Therm	\$ .25607	\$ .26129	\$ .51736	\$ .00100	\$ .22423		\$ .74259		IR
<b>GS-VIC City of Victorville Gas Service</b>									
Basic Service Charge	\$11.00							\$ 11.00	
Transportation Service Charge	\$780.00							\$780.00	
Cost per Therm	\$ .42369	\$ .28834	\$ .71203	\$ .00100		\$ .34494	\$ 1.05797		IR
<b>TFF-Transportation Franchise Fee Surcharge Provision</b>									
TFF Surcharge per Therm								\$ .00294	R
<b>TDS – Transportation Distribution System Shrinkage Charge</b>									
TDS Charge per Therm								\$ .00262	IR
<b>MHPS-Master-Metered Mobile Home Park Safety Inspection Provision</b>									
MHPS Surcharge per Space per Month								\$ .21000	

**STATEMENT OF RATES**  
**RATES APPLICABLE TO NORTHERN CALIFORNIA SERVICE AREA [1] [2]**

Schedule No. and Type of Charge	Margin	Charges [3] and Adjustments		Subtotal Gas Usage Rate	Other Surcharges		Gas Cost	Effective Sales Rate
					CPUC	PPP		
<b>GN-10-Residential Gas Service</b>								
Basic Service Charge	\$ 5.75							\$ 5.75
Cost per Therm								
Baseline Quantities	\$ 1.07008	\$ .20663	\$ 1.27671	\$ .00100	\$ .05887	\$ .20005	\$ 1.53663	I
Tier II	1.19244	.20663	1.39907	.00100	.05887	.20005	1.65899	I
<b>GN-12-CARE Residential Gas Service</b>								
Basic Service Charge	\$ 4.00							\$ 4.00
Cost per Therm								
Baseline Quantities	\$ .77473	\$ .20663	\$ .98136	\$ .00100	\$ .04255	\$ .20005	\$ 1.22496	I
Tier II	.87262	.20663	1.07925	.00100	.04255	.20005	1.32285	I
<b>GN-15-Secondary Residential Gas Service</b>								
Basic Service Charge	\$ 6.00							\$ 6.00
Cost per Therm	\$ 1.31472	\$ .20663	\$ 1.52135	\$ .00100	\$ .05887	\$ .20005	\$ 1.78127	IR
<b>GN-20-Multi-Family Master-Metered Gas Service</b>								
Basic Service Charge	\$ 25.00							\$ 25.00
Cost per Therm								
Baseline Quantities	\$ 1.07008	\$ .20663	\$ 1.27671	\$ .00100	\$ .05887	\$ .20005	\$ 1.53663	I
Tier II	1.19244	.20663	1.39907	.00100	.05887	.20005	1.65899	I
<b>GN-25-Multi-Family Master-Metered Gas Service-Submetered</b>								
Basic Service Charge	\$ 25.00							\$ 25.00
Cost per Therm								
Baseline Quantities	\$ 1.07008	\$ .20663	\$ 1.27671	\$ .00100	\$ .05887	\$ .20005	\$ 1.53663	I
Tier II	1.19244	.20663	1.39907	.00100	.05887	.20005	1.65899	I
Submetered Discount per Occupied Space	(\$14.34)						(\$14.34)	I
<b>GN-35-Agriculture Employee Housing &amp; Nonprofit Group Living Facility Gas Service</b>								
Basic Service Charge	\$ 8.80							\$ 8.80
Cost per Therm								
First 100	\$ .61895	\$ .20663	\$ .82558	\$ .00100	\$ .04255	\$ .20005	\$ 1.06918	I
Next 500	.42476	.20663	.63139	.00100	.04255	.20005	.87499	I
Next 2,400	.25981	.20663	.46644	.00100	.04255	.20005	.71004	R+
Over 3,000	.01373	.20663	.22036	.00100	.04255	.20005	.46396	R+
<b>GN-40-Core General Gas Service (non-Covered Entities)</b>								
Basic Service Charge	\$ 11.00							\$ 11.00
Transportation Service Charge	\$ 780.00							\$ 780.00
Cost per Therm								
First 100	\$ .87535	\$ .20663	\$ 1.08198	\$ .00100	\$ .05887	\$ .20005	\$ 1.34190	I
Next 500	.63262	.20663	.83925	.00100	.05887	.20005	1.09917	I
Next 2,400	.42644	.20663	.63307	.00100	.05887	.20005	.89299	R+
Over 3,000	.11883	.20663	.32546	.00100	.05887	.20005	.58538	R+

**STATEMENT OF RATES**  
**RATES APPLICABLE TO NORTHERN CALIFORNIA SERVICE AREA [1] [2]**

	Margin	Charges [3] and Adjustments	Subtotal Gas Usage Rate	Other Surcharges CPUC PPP		Gas Cost	Effective Sales Rate
<b>GN-40-Core General Gas Service (Covered Entities)</b>							
Basic Service Charge	\$ 11.00						\$ 11.00
Transportation Service Charge	\$780.00						\$780.00
Cost per Therm							
First 100	\$ .87535	\$ .04012	\$ .91547	\$ .00100	\$ .05887	\$ .20005	\$ 1.17539
Next 500	.63262	.04012	.67274	.00100	.05887	.20005	.93266
Next 2,400	.42644	.04012	.46656	.00100	.05887	.20005	.72648
Over 3,000	.11883	.04012	.15895	.00100	.05887	.20005	.41887
<b>GN-50-Core Natural Gas Service for Motor Vehicles</b>							
Basic Service Charge	\$ 25.00						\$ 25.00
Cost per Therm	\$ .04314	\$ .20663	\$ .24977	\$ .00100	\$ .05887	\$ .20005	\$ .50969
<b>GN-60-Core Internal Combustion Engine Gas Service</b>							
Basic Service Charge	\$ 25.00						\$ 25.00
Cost per Therm	\$ .25614	\$ .20663	\$ .46277	\$ .00100	\$ .05887	\$ .20005	\$ .72269
<b>GN-66-Core Small Electric Power Generation Gas Service</b>							
Basic Service Charge	\$ 25.00						\$ 25.00
Cost per Therm	\$ .25614	\$ .20663	\$ .46277	\$ .00100		\$ .20005	\$ .66382
<b>GN-70-Noncore General Gas Transportation Service</b>							
Basic Service Charge	\$ 100.00						\$ 100.00
Transportation Service Charge	\$ 780.00						\$ 780.00
Cost per Therm	\$ .11883	\$ .07931	\$ .19814	\$ .00100	\$ .05887		\$ .25801
<b>TFF-Transportation Franchise Fee Surcharge Provision</b>							
TFF Surcharge per Therm							\$ .00533
<b>TDS – Transportation Distribution System Shrinkage Charge</b>							
TDS Charge per Therm							\$ .00150
<b>MHPS-Master-Metered Mobile Home Park Safety Inspection Provision</b>							
MHPS Surcharge per Space per Month							\$ .21000

STATEMENT OF RATES

RATES APPLICABLE TO NORTHERN CALIFORNIA SERVICE AREA [1] [2]

- [1] Customers taking only transportation service will pay the Effective Sales Rate less the Interstate Reservation and Gas Cost components of the Effective Sales Rate, plus a Transportation Service Charge of \$780 per month and an amount for distribution shrinkage calculated by multiplying the currently effective Gas Cost rate per therm by the Lost and Unaccounted For Gas percentage of 0.75%. The PGA Balancing Account Adjustment is applicable to customers converting from sales service to transportation service for a period of 12 months. The volume charge for customer-secured natural gas transportation will also be subject to the TFF Surcharge.
- [2] A Franchise Fee differential of 2.5% will be applied to monthly billings calculated for all rate schedules for all customers within the limits of the Town of Truckee.
- [3] The Charges and Adjustments applicable to each tariff rate schedule includes the following components:

Charges and Adjustments Description	GN-10, GN-12, GN-15, GN-20, GN-25, GN-35,	GN-40 (non-Covered Entities), GN-50, GN-60, GN-66	GN-40, (Covered Entities)	GN-70
<b>Upstream Interstate Charges</b>				
Storage	\$ .03539		\$ .03539	
Reservation	.16671		.16671	
IRRAM Surcharge	.00379		.00379	\$ .00379
<b>Balancing Account Adjustments</b>				
FCAM*	(.17971)		(.17971)	(.10493)
<b>GHGBA**</b>				
Non-Covered Entities [a]	.16760			.16760
Covered Entities [a]			.00109	
NERBA	.00028		.00028	.00028
NGLAPBA	.00111		.00111	.00111
MHPCBA	.00022		.00022	.00022
CDMIBA	.00988		.00988	.00988
RUBA	.00136		.00136	.00136
<b>Total Charges and Adjustments</b>	<b>\$ .20663</b>		<b>\$ .04012</b>	<b>\$ .07931</b>

- \* The FCAM surcharge includes an amount of (**\$ .07139**) per therm related to the difference between Southwest Gas' authorized margin and recorded revenues intended to recover these costs.
- \*\* Pursuant to D.15-10-032, Company costs incurred to comply with the California Air Resources Board (ARB) natural gas supplier Cap-and-Trade Program are to be included in transportation rates and recovered from Non-Covered Entities. Covered Entities, who are directly regulated by the ARB, are only responsible for paying for emission costs related to lost and unaccounted for gas (LUAF).
- [a] Pursuant to D.18-03-017, Covered and non-Covered entities have a component to recover the 2015-2017 net compliance costs and proceeds amortized over a twelve month period. Also included are the 2018 GHG costs which are amortized over an eighteen month period.

+ R  
+ R  
R  
+ R  
+ R  
+ R  
R  
R  
R  
R  
R

**STATEMENT OF RATES**  
**RATES APPLICABLE TO SOUTH LAKE TAHOE SERVICE AREA [1]**

Schedule No. and Type of Charge	Margin	Charges [2] and		Subtotal Gas Usage Rate	Other Surcharges		Gas Cost	Effective Sales Rate
		Adjustments			CPUC	PPP		
<b>SLT-10-Residential Gas Service</b>								
Basic Service Charge	\$ 5.75							\$ 5.75
Cost per Therm								
Baseline Quantities	\$ 1.21802	\$ .28581	\$ 1.50383	\$ .00100	\$ .05887	\$ .20005		\$ 1.76375
Tier II	1.33120	.28581	1.61701	.00100	.05887	.20005		1.87693
<b>SLT-12-CARE Residential Gas Service</b>								
Basic Service Charge	\$ 4.00							\$ 4.00
Cost per Therm								
Baseline Quantities	\$ .87724	\$ .28581	\$ 1.16305	\$ .00100	\$ .04255	\$ .20005		\$ 1.40665
Tier II	.96779	.28581	1.25360	.00100	.04255	.20005		1.49720
<b>SLT-15-Secondary Residential Gas Service</b>								
Basic Service Charge	\$ 6.00							\$ 6.00
Cost per Therm	\$ 1.66752	\$ .28581	\$ 1.95333	\$ .00100	\$ .05887	\$ .20005		\$ 2.21325
<b>SLT-20-Multi-Family Master-Metered Gas Service</b>								
Basic Service Charge	\$ 11.00							\$ 11.00
Cost per Therm								
Baseline Quantities	\$ 1.21802	\$ .28581	\$ 1.50383	\$ .00100	\$ .05887	\$ .20005		\$ 1.76375
Tier II	1.33120	.28581	1.61701	.00100	.05887	.20005		1.87693
<b>SLT-25-Multi-Family Master-Metered Gas Service-Submetered</b>								
Basic Service Charge	\$ 11.00							\$ 11.00
Cost per Therm								
Baseline Quantities	\$ 1.21802	\$ .28581	\$ 1.50383	\$ .00100	\$ .05887	\$ .20005		\$ 1.76375
Tier II	1.33120	.28581	1.61701	.00100	.05887	.20005		1.87693
Submetered Discount per Occupied Space	(\$22.55)							(\$22.55)
<b>SLT-35-Agriculture Employee Housing &amp; Nonprofit Group Living Facility Gas Service</b>								
Basic Service Charge	\$ 8.80							\$ 8.80
Cost per Therm								
First 100	\$ 1.04070	\$ .28581	\$ 1.32651	\$ .00100	\$ .05887	\$ .20005		\$ 1.58643
Next 500	.67629	.28581	.96210	.00100	.05887	.20005		1.22202
Next 2,400	.34172	.28581	.62753	.00100	.05887	.20005		.88745
Over 3,000	.04422	.28581	.33003	.00100	.05887	.20005		.58995
<b>SLT-40-Core General Gas Service (non-Covered Entities)</b>								
Basic Service Charge	\$ 11.00							\$ 11.00
Transportation Service Charge	\$780.00							\$780.00
Cost per Therm								
First 100	\$ 1.42234	\$ .28581	\$ 1.70815	\$ .00100	\$ .05887	\$ .20005		\$ 1.96807
Next 500	.96683	.28581	1.25264	.00100	.05887	.20005		1.51256
Next 2,400	.54862	.28581	.83443	.00100	.05887	.20005		1.09435
Over 3,000	.17674	.28581	.46255	.00100	.05887	.20005		.72247

**STATEMENT OF RATES**  
**RATES APPLICABLE TO SOUTH LAKE TAHOE SERVICE AREA [1]**

Schedule No. and Type of Charge	Margin	Charges [2] and Adjustments		Subtotal Gas Usage Rate	Other Surcharges		Gas Cost	Effective Sales Rate
					CPUC	PPP		
<b>SLT-40-Core General Gas Service (Covered Entities)</b>								
Basic Service Charge	\$11.00							\$11.00
Transportation Service Charge	\$780.00							\$780.00
Cost per Therm								
First 100	\$ 1.42234	\$ .11930		\$ 1.54164	\$ .00100	\$ .05887	\$ .20005	\$ 1.80156
Next 500	.96683	.11930		1.08613	.00100	.05887	.20005	1.34605
Next 2,400	.54862	.11930		.66792	.00100	.05887	.20005	.92784
Over 3,000	.17674	.11930		.29604	.00100	.05887	.20005	.55596
<b>SLT-50-Core Natural Gas Service for Motor Vehicles</b>								
Basic Service Charge	\$11.00							\$11.00
Cost per Therm	\$ .04471	\$ .28581		\$ .33052	\$ .00100	\$ .05887	\$ .20005	\$ .59044
<b>SLT-60-Core Internal Combustion Engine Gas Service</b>								
Basic Service Charge	\$ 11.00							\$ 11.00
Cost per Therm	\$ .35614	\$ .28581		\$ .64195	\$ .00100	\$ .05887	\$ .20005	\$ .90187
<b>SLT-66-Core Small Electric Power Generation Gas Service</b>								
Basic Service Charge	\$ 11.00							\$ 11.00
Cost per Therm	\$ .35614	\$ .28581		\$ .64195	\$ .00100		\$ .20005	\$ .84300
<b>SLT-70-Noncore General Gas Transportation Service</b>								
Basic Service Charge	\$ 100.00							\$ 100.00
Transportation Service Charge	\$ 780.00							\$ 780.00
Cost per Therm	\$ .17674	\$ .15849		\$ .33523	\$ .00100	\$ .05887		\$ .39510
<b>TFF-Transportation Franchise Fee Surcharge Provision</b>								
TFF Surcharge per Therm								\$ .00533
<b>TDS-Transportation Distribution System Shrinkage Charge</b>								
TDS Charge per Therm								\$ .00150
<b>MHPS-Master-Metered Mobile Home Park Safety Inspection Provision</b>								
MHPS Surcharge per Space per Month								\$ .21000

Schedule Nos. GS-10/GN-10/~~SLT-10~~

RESIDENTIAL GAS SERVICE

APPLICABILITY

Applicable to gas service to customers which consists of direct domestic gas usage in a residential dwelling for space heating, air conditioning, cooking, water heating, and other residential uses. This schedule is available only to primary residences.

TERRITORY

Throughout the Company's certificated California service areas, except as may hereafter be provided.

RATES

The commodity charges and basic service charge are set forth in the currently-effective Statement of Rates of this California Gas Tariff and are incorporated herein by reference.

Customers on this schedule may receive the California (CA) Climate Credit, if applicable, annually each April.<sup>[1]</sup> The credit will display as a line item on the customer's bill. The CA Climate Credit will be issued to all active accounts receiving natural gas service on the date the credit is given.

The baseline daily quantity in therms for all individually-metered residential uses are:

Climate Zone	Summer Season (May - Oct.)	Winter Off-Peak (Spring/Fall) (Mar., Apr. & Nov.)	Winter Peak (Dec.-Feb)
Barstow	0.39	1.12	<del>2.11</del> <u>1.91</u>
Needles	0.23	0.53	0.92
Victorville	<del>0.39</del> <u>0.46</u>	<del>1.25</del> <u>1.45</u>	<del>2.04</del> <u>1.11</u>

Climate Zone	Summer Season (June - Oct.)	Winter Off-Peak (Spring/Fall) (Apr., May & Nov.)	Winter Peak (Dec.-March)
Big Bear	0.46	<del>1.45</del> <u>1.64</u>	<del>2.83</del> <u>2.76</u>
No. Lake Tahoe	0.66	<del>2.41</del> <u>1.17</u>	<del>3.09</del> <u>2.22</u>
So. Lake Tahoe	<del>0.72</del> <u>0.66</u>	<del>2.04</del> <u>1.10</u>	<del>3.09</del> <u>0.02</u>
Truckee	<del>0.72</del> <u>0.79</u>	<del>2.17</del> <u>2.30</u>	<del>3.55</del> <u>2.62</u>

For billing purposes all quantities sold each month in excess of the baseline quantities shall be billed at the Tier II rate.

<sup>[1]</sup>Due to cycle billing, some customers may receive the CA Climate Credit on their May bills.



Schedule Nos. GS-10/GN-10/~~SLT-10~~

RESIDENTIAL GAS SERVICE  
(Continued)

RATES (Continued)

Upon completion of an application and verification by a state licensed physician, surgeon, osteopath, nurse practitioner or physician assistant, an additional monthly medical allowance of 25 therms will be provided for hemiplegic/paraplegic/quadruplegic persons, multiple sclerosis/scleroderma patients and persons who are being treated for a life-threatening illness and have a compromised immune system who are full-time residents in a household served under this schedule.

If the customer qualifying for the standard medical allowance can demonstrate to the Company's satisfaction that the 25-therm allowance is insufficient to meet the life-support and comfort requirements of the eligible resident, the Company shall make a determination as to the additional quantity required and round such quantity to the next higher 25 therms.

The number of therms shall be determined in accordance with the provisions of Rule No. 2C of this California Gas Tariff.

Baseline usage quantities are applicable only to separately metered, permanent residential customers. Recreational or vacation home customers shall be billed under Schedule Nos. GS-15/GN-15/~~SLT-15~~ of this California Gas Tariff. The Company may require customers to complete and file with it an appropriate Declaration of Eligibility for Baseline Rates.

The Company shall differentiate between permanent and other residential customers on the basis of a service and mailing address analysis.

It is the responsibility of the customer to advise the Company within 15 days of any changes in his (or her) residential status.

Minimum Charge:

The minimum charge per meter per month is the basic service charge.

SPECIAL CONDITIONS

Service under this schedule is subject to discontinuance without notice in case of an actual or threatened shortage of natural gas, whether due to insufficient supply or to inadequate transmission or delivery capacity of the facilities of either the Company or its wholesale supplier. The Company will not be liable for damages occasioned by interruption or discontinuance of service supplied under this schedule. Such interruption or discontinuance of service will be made in accordance with Rule No. 20 of this California Gas Tariff.



Schedule No. GS-11

RESIDENTIAL AIR-CONDITIONING GAS SERVICE

APPLICABILITY

Applicable to gas service to customers which consists of direct domestic gas usage in a residential dwelling for air conditioning in conjunction with space heating, cooking, water heating, and other residential uses. This schedule is available as an option only to primary residences with installed natural gas air-conditioning systems for customers who would otherwise receive service pursuant to Schedule No. GS-10, Residential Gas Service of this California Gas Tariff.

TERRITORY

Throughout the Company's certificated gas service areas in its Southern California Division, except as may hereafter be provided.

RATES

The commodity charges and basic service charge are set forth in the currently-effective Statement of Rates of this California Gas Tariff and are incorporated herein by reference.

Customers on this schedule may receive the California (CA) Climate Credit, if applicable, annually each April. <sup>[1]</sup> The credit will display as a line item on the customer's bill. The CA Climate Credit will be issued to all active accounts receiving natural gas service on the date the credit is given.

The Tier I and summer season Tier II daily quantities in therms for all individually-metered residential uses are:

Climate Zone	Summer Season (May - Oct.)		Winter Off-Peak (Spring/Fall) (Mar., Apr. & Nov.)	Winter Peak (Dec.-Feb)
	Tier I	Tier II		
Barstow	0.39	0.13	1.12	<del>2.41</del> <u>1.91</u>
Needles	0.23	<del>0.05</del> <u>0.07</u>	0.53	0.92
Victorville	<del>0.39</del> <u>0.46</u>	<del>0.48</del> <u>0.10</u>	<del>1.25</del> <u>0.45</u>	<del>2.04</del> <u>1.11</u>
	Summer Season (June - Oct.)		Winter Off-Peak (Spring/Fall) (Apr., May & Nov.)	Winter Peak (Dec.-March)
Big Bear	0.46	<del>0.13</del> <u>0.16</u>	<del>1.45</del> <u>0.64</u>	<del>2.83</del> <u>0.76</u>

For billing purposes all summer season quantities sold each month in excess of the Tier II quantities shall be billed at the Gas Air-Conditioning rate, and all winter season quantities sold each month in excess of the Tier I quantities shall be billed at the Tier II rate.

Issued by \_\_\_\_\_ Date Filed \_\_\_\_\_

Advice Letter No. \_\_\_\_\_ ~~Justin Lee Brown~~ Amy L. Timperley Effective \_\_\_\_\_

Decision No. \_\_\_\_\_ ~~Senior Vice President~~ Chief Regulatory Officer Resolution No. \_\_\_\_\_  
March 31, 2021 September 5,

1168A 24-09- April 1, 2021  
21 02 052

SOUTHWEST GAS CORPORATION

P.O. Box 98510

Las Vegas, Nevada 89193-8510

California Gas Tariff

Canceling \_\_\_\_\_

Cal. P.U.C. Sheet No. \_\_\_\_\_

Cal. P.U.C. Sheet No. \_\_\_\_\_

[1]Due to cycle billing, some customers may receive the CA Climate Credit on their May bills.

Advice Letter No. \_\_\_\_\_ Issued by ~~Justin Lee Brown~~ Amy L. Timperley Date Filed \_\_\_\_\_ Effective \_\_\_\_\_

Decision No. \_\_\_\_\_ ~~Senior Vice President~~ Chief Regulatory Officer Resolution No. \_\_\_\_\_

Schedule Nos. GS-12/GN-12/~~SLT-12~~

CARE RESIDENTIAL GAS SERVICE

APPLICABILITY

Applicable to gas service to customers whose qualifying income does not exceed 200 percent of the Federal poverty level, pursuant to California Alternate Rates for Energy (CARE) program eligibility requirements. This service is available only to primary residences.

TERRITORY

Throughout the Company's certificated California service areas, except as may hereafter be provided.

RATES

The commodity charges and basic service charge are set forth in the currently-effective Statement of Rates of this California Gas Tariff and are incorporated herein by reference.

Customers on this schedule may receive the California (CA) Climate Credit, if applicable, annually each April.<sup>[1]</sup> The credit will display as a line item on the customer's bill. The CA Climate Credit will be issued to all active accounts receiving natural gas service on the date the credit is given. The CA Climate Credit will be applied after the California Alternate Rates for Energy (CARE) is applied to the customer's bill to ensure the customer receives the maximum benefit of the CARE program.

The baseline daily quantity in therms for all individually-metered residential uses are:

Climate Zone	Summer Season (May - Oct.)	Winter Off-Peak (Spring/Fall) (Mar., Apr. & Nov.)	Winter Peak (Dec.-Feb)
Barstow	0.39	1.12	<del>2.11</del> 1.91
Needles	0.23	0.53	0.92
Victorville	<del>0.39</del> 0.46	<del>1.25</del> 1.45	<del>2.04</del> 1.11

Climate Zone	Summer Season (June - Oct.)	Winter Off-Peak (Spring/Fall) (Apr., May & Nov.)	Winter Peak (Dec.-March)
Big Bear	0.46	<del>1.45</del> 1.64	<del>2.83</del> 2.76
No. Lake Tahoe	0.66	<del>2.41</del> 1.17	<del>3.09</del> 2.22
So. Lake Tahoe	<del>0.72</del> 0.66	<del>2.04</del> 1.10	<del>3.09</del> 0.02
Truckee	<del>0.72</del> 0.79	<del>2.47</del> 1.30	<del>3.55</del> 2.62

For billing purposes all quantities sold each month in excess of the baseline quantities shall be billed at the Tier II rate.

SOUTHWEST GAS CORPORATION  
P.O. Box 98510  
Las Vegas, Nevada 89193-8510  
California Gas Tariff

Canceling \_\_\_\_\_

Cal. P.U.C. Sheet No. \_\_\_\_\_

Cal. P.U.C. Sheet No. \_\_\_\_\_

[1]Due to cycle billing, some customers may receive the CA Climate Credit on their May bills.

Advice Letter No. \_\_\_\_\_ Issued by ~~Justin Lee Brown~~ Amy L. Timperley Date Filed \_\_\_\_\_ Effective \_\_\_\_\_

Decision No. \_\_\_\_\_ ~~Senior Vice President~~ Chief Regulatory Officer Resolution No. \_\_\_\_\_

Schedule Nos. GS-12/GN-12/~~SLT-12~~

CARE RESIDENTIAL GAS SERVICE

(Continued)

RATES (Continued)

Upon completion of an application and verification by a state licensed physician, surgeon, osteopath, nurse practitioner or physician assistant, an additional monthly medical allowance of 25 therms will be provided for hemiplegic/paraplegic/quadruplegic persons, multiple sclerosis/scleroderma patients and persons who are being treated for a life-threatening illness and have a compromised immune system who are full-time residents in a household served under this schedule.

If the customer qualifying for the standard medical allowance can demonstrate to the Company's satisfaction that the 25-therm allowance is insufficient to meet the life-support and comfort requirements of the eligible resident, the Company shall make a determination as to the additional quantity required and round such quantity to the next higher 25 therms.

The number of therms shall be determined in accordance with the provisions of Rule No. 2C of this California Gas Tariff.

Baseline usage quantities are applicable only to separately metered, permanent residential customers. Recreational or vacation home customers shall be billed under Schedule Nos. GS-15/GN-15/~~SLT-15~~ of this California Gas Tariff. The Company may require customers to complete and file with it an appropriate Declaration of Eligibility for Baseline Rates.

The Company shall differentiate between permanent and other residential customers on the basis of a service and mailing address analysis.

Minimum Charge:

The minimum charge per meter per month is the basic service charge.

Schedule Nos. GS-12/GN-12/~~SLT-12~~

CARE RESIDENTIAL GAS SERVICE  
(Continued)

SPECIAL CONDITIONS

1. An approved CARE application and declaration of eligibility form is required from each customer for service under this schedule.
2. To qualify for service under this schedule, a customer can meet either of the following two eligibility requirements:

- a. Categorical Eligibility - One or more people in a household participate in any of the following public assistance programs: Medicaid/Medi-Cal (age 65 and over); Medicaid/Medi-Cal (age 65 and under); Medi-Cal for Families A&B (Healthy Families A&B); Supplemental Security Income (SSI); CalFresh/SNAP (Food Stamps); Head Start Income Eligible (Tribal Only); Bureau of Indian Affairs General Assistance; Women, Infants, and Children (WIC); National School Lunch Program (NSLP); or CalWORKS (TANF) or Tribal TANF.
- b. Income Eligibility - The total gross annual income, both taxable and nontaxable, from all sources for all persons in the applicant's household may not exceed the income limits shown below.

These income limits are effective from June 1, 2024 through May 31, 2025.

<u>Number of Persons in Household</u>	<u>Total Gross Annual Income</u>
1 - 2	\$40,880
3	\$51,640
4	\$62,400
5	\$73,160
6	\$83,920
7	\$94,680
8	\$105,440

For households with more than eight persons, add \$10,760 annually for each additional person residing in the household. The above income levels are subject to change annually by the Commission.

3. A person who is claimed as a dependent on another person's income tax return is not eligible for service under this schedule.

Schedule Nos. GS-12/GN-12/~~SLT-12~~

CARE RESIDENTIAL GAS SERVICE  
(Continued)

SPECIAL CONDITIONS (Continued)

4. Recertification for the CARE program will be required as follows: 1) every two years for customers qualifying with non-fixed income sources; and 2) every four years for customers qualifying with fixed income sources.
5. Service under this schedule is for residential purposes at only one residential location at any one time and is applicable only to a customer's permanent primary residence.
6. Eligible customers shall be billed on this schedule commencing with the next regularly scheduled billing period after receipt and approval of application by the Company.
7. Eligibility information provided by the customer on the application form may be subject to verification by the Company. Refusal or failure of a customer to provide documentation of eligibility acceptable to the Company, upon request of the Company, shall result in removal from this schedule.
8. Customers who wrongfully declare eligibility or fail to notify the Company when they no longer meet the eligibility requirements may be rebilled for the period of ineligibility under their otherwise applicable residential rate schedule.
9. It is the responsibility of the customer to notify the Company within 30 days of any changes in the customer's eligibility status.
10. Service under this schedule is subject to discontinuance without notice in case of an actual or threatened shortage of natural gas, whether due to insufficient supply or to inadequate transmission or delivery capacity of the facilities of either the Company or its wholesale supplier. The Company will not be liable for damages occasioned by interruption or discontinuance of service supplied under this schedule. Such interruption or discontinuance of service will be made in accordance with Rule No. 20 of this California Gas Tariff.

L/T  
L/N  
L/N

T

T

Schedule Nos. GS-15/GN-15/~~SLT-15~~

SECONDARY RESIDENTIAL GAS SERVICE

APPLICABILITY

Applicable to gas service to customers which consists of direct domestic gas usage in a residential dwelling for space heating, air conditioning, cooking, water heating, and other residential uses. This schedule is available only to recreational, vacation, or secondary homes.

TERRITORY

Throughout the Company's certificated California service areas, except as may hereafter be provided.

RATES

The commodity charges and basic service charge are set forth in the currently-effective Statement of Rates of this California Gas Tariff and are incorporated herein by reference.

Customers on this schedule may receive the California (CA) Climate Credit, if applicable, annually each April.<sup>[1]</sup> The credit will display as a line item on the customer's bill. The CA Climate Credit will be issued to all active accounts receiving natural gas service on the date the credit is given.

The number of therms shall be determined in accordance with the provisions of Rule No. 2C of this California Gas Tariff.

Minimum Charge:

The minimum charge per meter per month is the basic service charge.

SPECIAL CONDITIONS

Service under this schedule is subject to discontinuance without notice in case of an actual or threatened shortage of natural gas, whether due to insufficient supply or to inadequate transmission or delivery capacity of the facilities of either the Company or its wholesale supplier. The Company will not be liable for damages occasioned by interruption or discontinuance of service supplied under this schedule. Such interruption or discontinuance of service will be made in accordance with Rule No. 20 of this California Gas Tariff.

<sup>[1]</sup>Due to cycle billing, some customers may receive the CA Climate Credit on their May bills. Pursuant to Commission Decision 18-03-017, the 2018 CA Climate Credit will be distributed in October.



Schedule Nos. GS-20/GN-20/~~SLT-20~~

MULTI-FAMILY MASTER-METERED GAS SERVICE

APPLICABILITY

Applicable to gas service for cooking, water heating, space heating, and other residential usages supplied to multi-family accommodations through one meter on a single premise in accordance with Rule No. 18 of this California Gas Tariff. This schedule is closed to new installations.

TERRITORY

Throughout the Company's certificated California service areas, except as may hereafter be provided.

RATES

The commodity charges and basic service charge are set forth in the currently-effective Statement of Rates of this California Gas Tariff and are incorporated herein by reference.

Customers on this schedule may receive the California (CA) Climate Credit, if applicable, annually each April.<sup>[1]</sup> The CA Climate Credit will be issued to all active accounts receiving natural gas service on the date the credit is given. The master-metered customer will receive one credit for each resident being served through the master-meter. It is the responsibility of the master-metered customer to pass the CA Climate Credit on to the resident.

The baseline daily quantity in therms per residential unit are:

Climate Zone	Summer Season (May - Oct.)	Winter Off-Peak (Spring/Fall) (Mar., Apr. & Nov.)	Winter Peak (Dec.-Feb)
Barstow	0.39	1.12	<del>2.11</del> 1.91
Needles	0.23	0.53	0.92
Victorville	<del>0.39</del> 46	<del>1.25</del> 45	<del>2.04</del> 11

Climate Zone	Summer Season (June - Oct.)	Winter Off-Peak (Spring/Fall) (Apr., May & Nov.)	Winter Peak (Dec.-March)
Big Bear	0.46	<del>1.45</del> 64	<del>2.83</del> 76
No. Lake Tahoe	0.66	<del>2.11</del> 17	<del>3.09</del> 22
So. Lake Tahoe	<del>0.72</del> 66	<del>2.04</del> 10	<del>3.09</del> 02
Truckee	<del>0.72</del> 79	<del>2.17</del> 30	<del>3.55</del> 62

For billing purposes all quantities sold each month in excess of the baseline quantities shall be billed at the Tier II rate.

SOUTHWEST GAS CORPORATION

P.O. Box 98510

Las Vegas, Nevada 89193-8510

California Gas Tariff

Canceling \_\_\_\_\_

Cal. P.U.C. Sheet No. \_\_\_\_\_

Cal. P.U.C. Sheet No. \_\_\_\_\_

[1]Due to cycle billing, some customers may receive the CA Climate Credit on their May bills.

Advice Letter No. \_\_\_\_\_ Issued by ~~Justin Lee Brown~~ Amy L. Timperley Date Filed \_\_\_\_\_ Effective \_\_\_\_\_

Decision No. \_\_\_\_\_ ~~Senior Vice President~~ Chief Regulatory Officer Resolution No. \_\_\_\_\_

Schedule Nos. GS-20/GN-20/~~SLT-20~~

MULTI-FAMILY MASTER-METERED GAS SERVICE  
(Continued)

RATES (Continued)

Upon completion of an application and verification by a state licensed physician, surgeon osteopath, nurse practitioner or physician assistant, an additional monthly medical allowance of 25 therms will be provided for hemiplegic/paraplegic/quadruplegic persons, multiple sclerosis/scleroderma patients and persons who are being treated for a life-threatening illness and have a compromised immune system who are full-time residents in a household served under this schedule.

If the customer qualifying for the standard medical allowance can demonstrate to the Company's satisfaction that the 25-therm allowance is insufficient to meet the life-support and comfort requirements of the eligible resident, the Company shall make a determination as to the additional quantity required and round such quantity to the next higher 25 therms.

The number of therms shall be determined in accordance with the provisions of Rule No. 2C of this California Gas Tariff.

For billing purposes, the baseline quantity shall be determined by multiplying the allowable baseline quantity per residential unit by the number of qualifying residential units.

Minimum Charge:

The minimum charge per meter per month is the basic service charge.

SPECIAL CONDITIONS

1. Residential service under this schedule includes service to residential units and mobile home units, but does not include enterprises such as rooming houses, boarding houses, dormitories, rest homes, military barracks, stores, restaurants, service stations, and other similar establishments.
2. As a condition to service under this schedule, a master-meter customer must attach to his application for such service a Declaration of Eligibility for Baseline Rates stating the number of occupied units to be billed. The total baseline allowance will be determined on this declaration.
3. It is the responsibility of the customer to advise the Company within 15 days following any change in the number of residential dwelling units and mobile home spaces utilizing gas service. Failure to do so may result in the loss of baseline rates.

The number of residential units eligible for baseline allowances is subject to verification by the Company. In the event the Company ascertains a customer's ineligibility of a baseline allowance, an appropriate adjusted bill may be rendered to the customer.

Schedule Nos. GS-25/GN-25/~~SLT-25~~

MULTI-FAMILY MASTER-METERED GAS SERVICE – SUBMETERED

APPLICABILITY

This schedule is applicable to service for cooking, water heating, space heating, and other residential usages supplied to multi-family accommodations through one meter on a single premise and submetered to all individual tenants in accordance with Rule No. 18 of this California Gas Tariff. Pursuant to Assembly Bill No. 622 dated September 12, 1996, this schedule is closed to new installations for mobile home parks or manufactured housing communities for which construction has commenced on or after January 1, 1997.

TERRITORY

Throughout the Company's certificated California service areas, except as may hereafter be provided.

RATES

The commodity charge, basic service charge and submetering discount are set forth in the currently-effective Statement of Rates of this California Gas Tariff and are incorporated herein by reference. The submetering discount will be applied to each occupied submetered mobile home park space per month. However, in no instance shall the monthly bill be less than the minimum charge.

Customers on this schedule may receive the California (CA) Climate Credit, if applicable, annually each April.<sup>[1]</sup> The CA Climate Credit will be issued to all active accounts receiving natural gas service on the date the credit is given. The CA Climate Credit will be applied after the California Alternate Rates for Energy (CARE) is applied to the customer's bill to ensure the customer receives the maximum benefit of the CARE program. The master-metered customer will receive one credit for each submetered resident. It is the responsibility of the master-metered customer to pass the CA Climate Credit on to the submetered resident.

<sup>[1]</sup>Due to cycle billing, some customers may receive the CA Climate Credit on their May bills. Pursuant to Commission Decision 18-03-017, the 2018 CA Climate Credit will be distributed in October.

Schedule Nos. GS-25/GN-25/~~SLT-25~~

MULTI-FAMILY MASTER-METERED GAS SERVICE – SUBMETERED  
(Continued)

RATES (Continued)

The baseline daily quantity in therms per residential unit are:

Climate Zone	Summer Season (May - Oct.)	Winter Off-Peak (Spring/Fall) (Mar., Apr. & Nov.)	Winter Peak (Dec.-Feb)
Barstow	0.39	1.12	<del>2.11</del> <u>1.91</u>
Needles	0.23	0.53	0.92
Victorville	<del>0.39</del> <u>0.46</u>	<del>1.25</del> <u>1.45</u>	<del>2.04</del> <u>1.11</u>
Climate Zone	Summer Season (June - Oct.)	Winter Off-Peak (Spring/Fall) (Apr., May & Nov.)	Winter Peak (Dec.-March)
Big Bear	0.46	<del>1.45</del> <u>1.64</u>	<del>2.83</del> <u>2.76</u>
No. Lake Tahoe	0.66	<del>2.44</del> <u>1.17</u>	<del>3.09</del> <u>2.22</u>
So. Lake Tahoe	<del>0.72</del> <u>0.66</u>	<del>2.04</del> <u>1.10</u>	<del>3.09</del> <u>0.02</u>
Truckee	<del>0.72</del> <u>0.79</u>	<del>2.47</del> <u>2.30</u>	<del>3.55</del> <u>2.62</u>

For billing purposes all quantities sold each month in excess of the baseline quantities shall be billed at the Tier II rate.

Upon completion of an application and verification by a state licensed physician, surgeon osteopath, nurse practitioner or physician assistant, an additional monthly medical allowance of 25 therms will be provided for hemiplegic/paraplegic/quadruplegic persons, multiple sclerosis/scleroderma patients and persons who are being treated for a life-threatening illness and have a compromised immune system who are full-time residents in a household served under this schedule.

If the customer qualifying for the standard medical allowance can demonstrate to the Company's satisfaction that the 25-therm allowance is insufficient to meet the life-support and comfort requirements of the eligible resident, the Company shall make a determination as to the additional quantity required and round such quantity to the next higher 25 therms.

The number of therms shall be determined in accordance with the provisions of Rule No. 2C of this California Gas Tariff.

For billing purposes, the baseline quantity shall be determined by multiplying the allowable baseline quantity per residential unit by the number of qualifying residential units.

Schedule Nos. GS-25/GN-25/~~SLT-25~~

MULTI-FAMILY MASTER-METERED GAS SERVICE – SUBMETERED  
(Continued)

CARE Program Discount:

If an individual submetered tenant of a multi-family master-metered customer meets the eligibility criteria established in Schedule Nos. GS-12/GN-12/~~SLT-12~~ of this California Gas Tariff, the tenant shall be eligible for the CARE discount. All the Special Conditions set forth in Schedule Nos. GS-12/GN-12/~~SLT-12~~ shall apply. Recertification of eligibility will be required every two years and whenever a submetered tenant moves.

For billing purposes, the Company will bill the master-metered customer the discounted rate for the number of eligible submetered tenants. It is the responsibility of master-metered customers to pass the CARE discount to the eligible tenant and to notify the Company when a submetered tenant moves.

Minimum Charge:

The minimum charge per meter per month is the basic service charge.

SPECIAL CONDITIONS

1. Residential service under this schedule includes service to residential units and mobile home units, but does not include enterprises such as rooming houses, boarding houses, dormitories, rest homes, military barracks, stores, restaurants, service stations, and other similar establishments.
2. As a condition to service under this schedule, a master-meter customer must attach to his application for such service a Declaration of Eligibility for Baseline Rates stating the number of occupied units to be billed. The total baseline allowance will be determined on this declaration.
3. It is the responsibility of the customer to advise the Company within 15 days following any change in the number of residential dwelling units and mobile home spaces utilizing gas service. Failure to do so may result in the loss of baseline rates.

The number of residential units eligible for baseline allowances is subject to verification by the Company. In the event the Company ascertains a customer's ineligibility of a baseline allowance, an appropriate adjusted bill may be rendered to the customer.

Schedule Nos. GS-35/GN-35/~~SLT-35~~

AGRICULTURAL EMPLOYEE HOUSING AND  
NONPROFIT GROUP LIVING FACILITY GAS SERVICE

APPLICABILITY

Applicable to gas service for nonprofit group living facilities, as defined in Rule No. 1 of this California Gas Tariff, where a minimum of 70 percent of the gas consumed under this schedule is for residential purposes, and to qualified migrant housing centers; privately-owned employee housing; or agricultural employee housing operated by nonprofit organizations.

TERRITORY

Throughout the Company's certificated California service areas, except as may hereafter be provided.

RATES

The commodity charges and basic service charge are set forth in the currently-effective Statement of Rates of this California Gas Tariff and are incorporated herein by reference.

The number of therms shall be determined in accordance with the provisions of Rule No. 2C of this California Gas Tariff.

Minimum Charge:

The minimum charge per meter per month is the basic service charge.

SPECIAL CONDITIONS

A. NONPROFIT GROUP LIVING FACILITIES

- To be eligible for service under this schedule, the total gross annual income, both taxable and nontaxable, from all sources for each resident residing in the nonprofit group living facility may not exceed the Commission's CARE program eligibility income level shown below for a single-person household, and each resident may not be claimed as a dependent on another person's income tax return.

<u>Household Size</u>	<u>Total Gross Annual Income</u>
1 – 2	\$40,880

The above income limit is effective from June 1, 2024 through May 31, 2025.



Schedule Nos. GS-35/GN-35/~~SLT-35~~

AGRICULTURAL EMPLOYEE HOUSING AND  
NONPROFIT GROUP LIVING FACILITY GAS SERVICE  
(Continued)

SPECIAL CONDITIONS (Continued)

A. NONPROFIT GROUP LIVING FACILITIES (Continued)

Examples of potentially eligible nonprofit group living facilities consist of licensed or permitted homeless shelters, transitional housing, short- or long-term care facilities (hospices, nursing homes, senior or children homes), group homes for mentally or physically disabled/disadvantaged persons or satellite facilities of a properly-licensed "mother ship" facility; and other nonprofit group living facilities that may not have a license or permit (homeless shelters, women shelters or hospices) in which 100 percent of the residents would meet the residential CARE program income eligibility requirements and where services are being provided for the direct benefit of eligible residents. Any for-profit entity, student housing/dormitories, military barracks and fraternities/sororities are excluded.

An approved "Application for Qualified Nonprofit Group Living Facilities for California Alternate Rates for Energy (CARE) Program" is required for service under this schedule. In addition, applicants, other than homeless shelters, shall submit an "Application for California Alternate Rates for Energy (CARE) Program" on behalf of each resident of the facility.

2. Nonprofit group living facilities must recertify their eligibility for service under this schedule every two years. Eligibility confirmation shall require demonstration by the applicant that the rate discount obtained under this schedule has been passed on to the benefit of the facility's residents.
3. Publicly-owned and government-subsidized housing facilities are not qualifying group living facilities. A group living facility that would otherwise qualify for the CARE program would not be ineligible because compensation for room, board or services is provided by a government agency on behalf of the resident under a disability, Supplemental Security Income (SSI), Social Security Administration (SSA) or other governmental assistance program.

A nonprofit owner/operator of a government-subsidized residential facility may be eligible for service under this schedule if services besides lodging are provided to residents and all other eligibility criteria are met.



Schedule Nos. GS-35/GN-35/~~SLT-35~~

AGRICULTURAL EMPLOYEE HOUSING AND  
NONPROFIT GROUP LIVING FACILITY GAS SERVICE  
(Continued)

SPECIAL CONDITIONS (Continued)

A. NONPROFIT GROUP LIVING FACILITIES (Continued)

4. The Company shall require a nonprofit group living facility applicant to provide a copy of its current valid State Business License or Conditional Use Permit, if licensed or permitted, a letter determination of tax-exempt, nonprofit corporation status under Internal Revenue Service Code Section 501(c)(3), and any other documentation the Company may reasonably require.
5. Homeless shelters shall provide verification that at least six beds are provided during a minimum of 180 days each year for persons who have no alternative residence.

Homeless shelters operated in a government-owned or subsidized building by a nonprofit organization may qualify for the CARE program so long as the nonprofit entity is the Company customer of record for the site and a minimum of 70 percent of the energy consumed on site is used for residential purposes.

B. MIGRANT FARMWORKER HOUSING CENTERS

Pursuant to Section 50710.1(e) of the California Health and Safety Code and subject to the following conditions stated herein, Migrant Farmworker Housing Centers operated by the Office of Migrant Services or other nonprofit entities shall be deemed eligible for the CARE program discount due to the presumed income levels of the occupants.

1. Applicant shall be the customer of record.
2. Applicant shall provide copy of current contract with the Office of Migrant Services, Department of Housing and Community Development.
3. Where the applicant is not overseen by the Office of Migrant Services, applicant shall provide proof of nonprofit status. Acceptable proofs include: unrevoked letter determination or ruling of tax-exempt, nonprofit corporation status under Internal Revenue Service Code Section 501(c)(3), or similar tax-exempt certification from the Assessor in the county where the housing is located indicating exemption of the housing from local property taxes, pursuant to subdivision (g) of Section 214 of the California Revenue and Taxation Code.

Schedule Nos. GS-35/GN-35/~~SLT-35~~

AGRICULTURAL EMPLOYEE HOUSING AND  
NONPROFIT GROUP LIVING FACILITY GAS SERVICE  
(Continued)

SPECIAL CONDITIONS (Continued)

B. MIGRANT FARMWORKER HOUSING CENTERS (Continued)

4. An approved "Application for California Alternate Rates for Energy (CARE) Program for Qualified Agricultural Employee Housing Facilities" is required for service under this schedule. The Company shall be permitted to verify the eligibility of the facility.
5. Migrant farmworker housing facilities must reapply and recertify their eligibility for service under this schedule every two years.
6. For individually-metered dwelling units in the migrant center, 100 percent of the usage must be for residential uses, as defined in Rule No. 1 of this California Gas Tariff, in order to qualify for this CARE program rate. If the migrant center is served by a master meter, then not less than 70 percent of the usage must be for residential uses in order to qualify. Natural gas usage for offices, maintenance shops or agricultural uses shall not be considered residential use. Only meters that are served under a residential or commercial rate schedule can qualify for this CARE program rate.
7. Applicant must indicate on the initial application for service under this schedule how the discount from the CARE program rate will be used to directly benefit the occupants of the migrant farmworker housing center. At recertification, applicant must describe: 1) how the discount was previously used for the direct benefit of the residents, and 2) how the discount will be used for the next two years for the direct benefit of the residents. Applicants shall make a certification to the above under the penalty of perjury on the CARE program application.

The applicant will be required to demonstrate where the savings from the CARE program rate will or have been reallocated and that the reallocation benefits the occupants directly. The applicant must maintain accounting entries and retain supporting documentation in order to allow the Company to verify the benefits conferred. Supporting documentation includes, but is not limited to: dated receipts identifying items purchased; stated purposes of such purchase, and letters or memorandum to occupants indicating the benefit provided. Examples of benefits that would qualify, provided appropriate records are

Schedule Nos. GS-35/GN-35/~~SLT-35~~

AGRICULTURAL EMPLOYEE HOUSING AND  
NONPROFIT GROUP LIVING FACILITY GAS SERVICE

(Continued)

SPECIAL CONDITIONS (Continued)

B. MIGRANT FARMWORKER HOUSING CENTERS (Continued)

maintained include: reduced energy charges to tenants from the CARE program rate savings; improvements to tenant services such as day care or recreational facilities for tenants; reduced rents or reduced rent increases from offsets by the CARE program rate. Other benefits may be considered by the Company as qualifying provided the applicant can adequately demonstrate the savings will or have been used for the direct benefit of the occupants.

Items not considered direct benefits for current occupants include: physical improvements to property that do not directly benefit occupants, such as remodeling to add office space; or development of new migrant center housing.

8. Customers who wrongfully declare eligibility or fail to demonstrate the CARE program rate savings directly benefited the migrant center occupants may be rebilled for the period of ineligibility under their otherwise applicable rate schedule.

C. PRIVATELY-OWNED EMPLOYEE HOUSING

Privately-owned employee housing, as defined by Section 17008 of the California Health and Safety Code, that is licensed and inspected by state or local agencies pursuant to Part 1 (commencing with Section 17000) of Division 13 of the California Health and Safety Code, may be determined by the Company to be eligible for service under this schedule subject to the following conditions.

1. Applicant shall be the customer of record. Applicant shall be required to provide proof of current compliance with Part 1 of Division 13 of the California Health and Safety Code, commonly cited as the Employee Housing Act. Compliance may take the form of a current valid permit or license issued pursuant to Health and Safety Code §17030.

Schedule Nos. GS-35/GN-35/~~SLT-35~~

AGRICULTURAL EMPLOYEE HOUSING AND  
NONPROFIT GROUP LIVING FACILITY GAS SERVICE  
(Continued)

SPECIAL CONDITIONS (Continued)

C. PRIVATELY-OWNED EMPLOYEE HOUSING (Continued)

2. To be eligible for service under this schedule, the applicant shall be responsible for determining that all households residing in the employee housing qualify for the CARE Residential Gas Service under the annual total household income guidelines and criteria as set forth in Schedule Nos. GS-12/GN-12/~~SLT-12~~ of this California Gas Tariff. The applicant shall make a certification to that effect under the penalty of perjury on the CARE program application. Housing for employees provided primarily for the convenience of the private employer shall not be considered eligible for the CARE program rate.

An approved "Application for California Alternate Rates for Energy (CARE) Program for Qualified Agricultural Employee Housing Facilities" is required for service under this schedule. The Company shall be permitted to verify the eligibility of the privately-owned employee housing and its tenants.

3. The applicant must reapply and recertify their eligibility for service under this schedule every two years.
4. For privately-owned employee housing, 100 percent of the usage must be for residential uses, as defined in Rule No. 1 of this California Gas Tariff, in order to qualify for this CARE program rate, whether individually- or master-metered. Natural gas usage for offices, maintenance shops or agricultural uses shall not be considered residential use. Only meters that are served under a residential or commercial rate schedule can qualify for this CARE program rate.
5. Applicants must indicate on the initial application for service under this schedule how the discount from the CARE program rate will be used to directly benefit the occupants of the privately-owned employee housing. At recertification, applicant must describe: 1) how the discount was previously used for the direct benefit of the residents, and 2) how the discount will be used for the next two years for the direct benefit of the residents. Applicants shall make a certification to the above under the penalty of perjury on the CARE program application.

Schedule Nos. GS-35/GN-35/~~SLT-35~~

AGRICULTURAL EMPLOYEE HOUSING AND  
NONPROFIT GROUP LIVING FACILITY GAS SERVICE

(Continued)

SPECIAL CONDITIONS (Continued)

C. PRIVATELY-OWNED EMPLOYEE HOUSING (Continued)

The applicant will be required to demonstrate where the savings from the CARE program rate will or have been reallocated and that the reallocation benefits the occupants directly. The applicant must maintain accounting entries and retain supporting documentation in order to allow the Company to verify the benefits conferred. Supporting documentation includes, but is not limited to: dated receipts identifying items purchased; stated purposes of such purchase, and letters or memorandum to occupants indicating the benefit provided. Examples of benefits that would qualify, provided appropriate records are maintained, include: reduced energy charges to tenants from the CARE program rate savings; improvements to tenant services such as day care or recreational facilities for tenants; reduced rents or reduced rent increases from offsets by the CARE program rate. Other benefits may be considered by the Company as qualifying provided the applicant can adequately demonstrate the savings will or have been used for the direct benefit of the occupants.

Items not considered direct benefits for current occupants include: physical improvements to property that do not directly benefit occupants, such as remodeling to add office space; or development of new privately-owned employee housing.

6. Customers who wrongfully declare eligibility or fail to demonstrate the CARE program rate savings directly benefited the privately-owned employee housing occupants may be rebilled for the period of ineligibility under their otherwise applicable rate schedule.

Schedule Nos. GS-35/GN-35/~~SLT-35~~

AGRICULTURAL EMPLOYEE HOUSING AND  
NONPROFIT GROUP LIVING FACILITY GAS SERVICE

(Continued)

SPECIAL CONDITIONS (Continued)

D. AGRICULTURAL EMPLOYEE HOUSING

Agricultural Employee Housing, as defined by of Section 1140.4(b) of the California Labor Code and Section 17008(a) of the California Health and Safety Code, may be determined by the Company to be eligible for service under this schedule, subject to the following conditions.

1. Applicant shall be the customer of record.
2. To be eligible for service under this schedule, the applicant shall be responsible for determining that all households residing in the agricultural employee housing qualify for the CARE Residential Gas Service under the annual total household income guidelines and criteria as set forth in Schedule Nos. GS-12/GN-12/~~SLT-12~~ of this California Gas Tariff. The applicant shall make a certification to that effect under the penalty of perjury on the CARE program application. Employees or staff of the nonprofit organization operating the agricultural employee housing who reside at the facility can be excluded for purposes of qualifying the facility for this CARE program rate.

An approved "Application for California Alternate Rates for Energy (CARE) Program for Qualified Agricultural Employee Housing Facilities" is required for service under this schedule. The Company shall be permitted to verify the eligibility of the facility and its tenants.

3. The applicant must reapply and recertify their eligibility for service under this schedule every two years.
4. For individually-metered dwelling units for agricultural employee housing operated by nonprofit organizations, 100 percent of the usage must be for residential uses, as defined in Rule No. 1 of this California Gas Tariff, in order to qualify for this CARE program rate. If the agricultural employee housing is served by a master meter, then not less than 70 percent of the usage must be for residential uses in order to qualify. Natural gas usage for offices, maintenance shops or agricultural uses shall not be considered residential use. Only meters that are served under a residential or commercial rate schedule can qualify for this CARE program rate.



Schedule Nos. GS-35/GN-35/~~SLT-35~~

AGRICULTURAL EMPLOYEE HOUSING AND  
NONPROFIT GROUP LIVING FACILITY GAS SERVICE

(Continued)

SPECIAL CONDITIONS (Continued)

D. AGRICULTURAL EMPLOYEE HOUSING (Continued)

5. Applicants must indicate on the initial application for service under this schedule how the discount from the CARE program rate will be used to directly benefit the occupants of the agricultural employee housing facility. At recertification, applicant must describe: 1) how the discount was previously used for the direct benefit of the residents, and 2) how the discount will be used for the next two years for the direct benefit of the residents. Applicants shall make a certification to the above under the penalty of perjury on the CARE program application.

The applicant will be required to demonstrate where the savings from the CARE program rate will or have been reallocated and that the reallocation benefits the occupants directly. The applicant must maintain accounting entries and retain supporting documentation in order to allow the Company to verify the benefits conferred. Supporting documentation includes, but is not limited to: dated receipts identifying items purchased; stated purposes of such purchase, and letters or memorandum to occupants indicating the benefit provided. Examples of benefits that would qualify, provided appropriate records are maintained, include: reduced energy charges to tenants from the CARE program rate savings; improvements to tenant services such as day care or recreational facilities for tenants; reduced rents or reduced rent increases from offsets by the CARE program rate. Other benefits may be considered by the Company as qualifying provided the applicant can adequately demonstrate the savings will or have been used for the direct benefit of the occupants.

Items not considered direct benefits for current occupants include: physical improvements to property that do not directly benefit occupants, such as remodeling to add office space; or development of new agricultural employee housing.

6. Customers who wrongfully declare eligibility or fail to demonstrate the CARE program rate savings directly benefited the agricultural employee housing occupants may be rebilled for the period of ineligibility under their otherwise applicable rate schedule.

Schedule Nos. GS-35/GN-35/~~SLT-35~~

AGRICULTURAL EMPLOYEE HOUSING AND  
NONPROFIT GROUP LIVING FACILITY GAS SERVICE

(Continued)

SPECIAL CONDITIONS (Continued)

E. ALL APPLICANTS

1. Eligible customers shall be billed on this schedule commencing with the next regularly scheduled billing period after receipt and approval of CARE program application by the Company.
2. Eligibility and certification information provided by the customer on the CARE program application form may be subject to verification by the Company. Refusal or failure of a customer to provide documentation of eligibility acceptable to the Company, upon request of the Company, shall result in removal from this schedule.
3. Customers who wrongfully declare eligibility or fail to notify the Company when they no longer meet the eligibility requirements may be rebilled for the period of ineligibility under their otherwise applicable rate schedule.
4. It is the responsibility of the customer to notify the Company within 30 days of any changes in the customer's eligibility status.
5. Service under this schedule is subject to discontinuance without notice in case of an actual or threatened shortage of natural gas, whether due to insufficient supply or to inadequate transmission or delivery capacity of the facilities of either the Company or its wholesale supplier. The Company will not be liable for damages occasioned by interruption or discontinuance of service supplied under this schedule. Such interruption or discontinuance of service will be made in accordance with Rule No. 20 of this California Gas Tariff.



Schedule Nos. GS-40/GN-40/~~SLT-40~~

CORE GENERAL GAS SERVICE

APPLICABILITY

Applicable to gas service for customers that are engaged primarily in the sale of goods or services including institutions and local, state and federal government agencies and to all classes of customers not qualifying for service under other rate schedules.

TERRITORY

Throughout the Company's certificated California service areas, except as may hereafter be provided.

RATES

The commodity charges and basic service charge are set forth in the currently-effective Statement of Rates of this California Gas Tariff and are incorporated herein by reference.

In accordance with D.15-10-032, Company costs incurred to comply with the California Air Resources Board (ARB) natural gas supplier Cap-and-Trade program are included in transportation rates and recovered from Non-Covered Entities. Covered Entities, who are directly regulated by the ARB, are only responsible for paying for emission costs related to lost and unaccounted for gas (LUAF). The surcharges (GHGBA) for both Non-Covered Entities and Covered Entities are set forth in the currently-effective Statement of Rates of this California Gas Tariff.

The number of therms shall be determined in accordance with the provisions of Rule No. 2C of this California Gas Tariff.

Minimum Charge:

The minimum charge per meter per month is the basic service charge.

SPECIAL CONDITIONS

Service under this schedule is subject to discontinuance without notice in case of an actual or threatened shortage of natural gas, whether due to insufficient supply or to inadequate transmission or delivery capacity of the facilities of either the Company or its wholesale supplier. The Company will not be liable for damages occasioned by interruption or discontinuance of service supplied under this schedule. Such interruption or discontinuance of service will be made in accordance with Rule No. 20 of this California Gas Tariff.

Schedule Nos. GS-50/GN-50/~~SLT-50~~

CORE NATURAL GAS SERVICE FOR MOTOR VEHICLES

APPLICABILITY

Applicable to gas service to municipal, utility, corporate and other fleet operators and retail distributors for the sole purpose of compressing natural gas for use as a motor vehicle fuel.

This schedule is available only to the compressed natural gas for motor vehicle fuel portion of the customer's gas usage. Service for any end use of gas other than as motor vehicle fuel shall be billed under the customer's otherwise applicable tariff schedule.

TERRITORY

Throughout the Company's certificated California service areas, except as may hereafter be provided.

RATES

The commodity charges and basic service charge are set forth in the currently-effective Statement of Rates of this California Gas Tariff and are incorporated herein by reference. Where natural gas service for motor vehicles is rendered in combination with another schedule, a basic service charge for each service shall apply.

The number of therms shall be determined in accordance with the provisions of Rule No. 2C of this California Gas Tariff.

Minimum Charge:

The minimum charge per meter per month is the basic service charge.

SPECIAL CONDITIONS

1. As a condition precedent to service under this schedule, a signed contract for a minimum of one year may be required. Said contract shall continue in force and effect from year to year thereafter until either the Company or the customer shall give the other written notice of a desire to terminate the same at least 30 days prior to the expiration of any such year. If the customer permanently ceases operation, such contract shall not thereafter continue in force.

Schedule Nos. GS-50/GN-50/~~SLT-50~~

CORE NATURAL GAS SERVICE FOR MOTOR VEHICLES  
(Continued)

SPECIAL CONDITIONS (Continued)

2. All contracts, rates and conditions are subject to revision and modification as a result of Commission order.
3. Service under this schedule is subject to interruption or discontinuance of service in accordance with Rule No. 20 of this California Gas Tariff.
4. Service under this schedule shall require separate metering from other gas uses the customer may have.
5. Qualifying customers that receive service under this schedule may elect transportation service under Schedule No. GN-T.

Schedule Nos. GS-60/GN-60/~~SLT-60~~

CORE INTERNAL COMBUSTION ENGINE GAS SERVICE

APPLICABILITY

Applicable to gas service for use as fuel in internal combustion engines.

TERRITORY

Throughout the Company's certificated California service areas, except as may hereafter be provided.

RATES

The commodity charges and basic service charge are set forth in the currently-effective Statement of Rates of this California Gas Tariff and are incorporated herein by reference.

The number of therms shall be determined in accordance with the provisions of Rule No. 2C of this California Gas Tariff.

Minimum Charge:

The minimum charge per meter per month is the basic service charge.

SPECIAL CONDITIONS

Service under this schedule is subject to discontinuance without notice in case of an actual or threatened shortage of natural gas, whether due to insufficient supply or to inadequate transmission or delivery capacity of the facilities of either the Company or its wholesale supplier. The Company will not be liable for damages occasioned by interruption or discontinuance of service supplied under this schedule. Such interruption or discontinuance of service will be made in accordance with Rule No. 20 of this California Gas Tariff.

Schedule Nos. GS-66/GN-66/~~SLT-66~~

CORE SMALL ELECTRIC POWER GENERATION GAS SERVICE

APPLICABILITY

Applicable to gas service for use as fuel in electric generation. This schedule is available for only the electric generation portion of the customer's gas usage.

TERRITORY

Throughout the Company's certificated California service areas, except as may hereafter be provided.

RATES

The commodity charges and basic service charge are set forth in the currently-effective Statement of Rates of this California Gas Tariff and are incorporated herein by reference.

The number of therms shall be determined in accordance with the provisions of Rule No. 2C of this California Gas Tariff.

Minimum Charge:

The minimum charge per meter per month is the basic service charge.

SPECIAL CONDITIONS

1. As a condition precedent to service under this schedule, a signed contract for a minimum of one year may be required. Said contract shall continue in force and effect from year to year thereafter until either the Company or the customer shall give the other written notice of a desire to terminate the same at least 30 days prior to the expiration of any such year. If the customer permanently ceases operation, such contract shall not thereafter continue in force.
2. Service under this schedule is subject to discontinuance without notice in case of an actual or threatened shortage of natural gas, whether due to insufficient supply or to inadequate transmission or delivery capacity of the facilities of either the Company or its wholesale supplier. The Company will not be liable for damages occasioned by interruption or discontinuance of service supplied under this schedule. Such interruption or discontinuance of service will be made in accordance with Rule No. 20 of this California Gas Tariff.

Schedule Nos. GS-70/GN-70/~~SLT-70~~

NONCORE GENERAL TRANSPORTATION GAS SERVICE

APPLICABILITY

Applicable to intrastate gas transportation service to commercial, industrial or electric power generation customers as defined in Rule No. 1, whose gas usage is classified in the Company's priority sequence as P2-B, P3-A, P3-B, P4, or P5, as set forth in Rule No. 20 of this California Gas Tariff, that use an average of 20,800 therms or more per month on an annual basis. Customers that elect noncore service status must have electronic meter reading equipment installed at their expense as a condition of service.

Service under this schedule will be provided in conformance with Rule No. 21, Transportation of Customer-Secured Natural Gas of this California Gas Tariff.

TERRITORY

Throughout the Company's certificated California service areas, except as may hereafter be provided.

RATES

The customer shall pay the following charges to transport natural gas under this schedule:

1. Basic Service Charge: The Basic Service Charge per month is the charge as set forth in the currently-effective Statement of Rates of this California Gas Tariff.
2. Transportation Service Charge: The Transportation Service Charge per month is the charge as set forth in the currently-effective Statement of Rates of this California Gas Tariff.
3. Volume Charge: An amount equal to the applicable volume charge per therm of gas received by the Company for the account of the customer. The volume charge per therm is set forth in the currently-effective Statement of Rates of this California Gas Tariff and is incorporated herein by reference.

Schedule Nos. GS-70/GN-70/~~SLT-70~~

NONCORE GENERAL TRANSPORTATION GAS SERVICE  
(Continued)

RATES (Continued)

The minimum monthly charge per account is the Basic Service Charge plus the Transportation Service Charge where applicable.

The number of terms shall be determined in accordance with the provisions of Rule No. 2C of this California Gas Tariff.

Customer bills will be determined based on the customer's scheduled quantities.

In addition to the charges described above, the customer shall be responsible for any gas costs, taxes and/or fees incurred by the Company in taking delivery of customer-secured natural gas from upstream suppliers.

CURTAILMENT OF SERVICE

Service under this schedule may be curtailed in accordance with the curtailment provisions of Rule No. 20 of this California Gas Tariff.

SERVICE AGREEMENT

To obtain service under this schedule, the customer must execute a Service Agreement. Any terms and conditions of transportation service not covered in this schedule shall be set forth in the Service Agreement.

SPECIAL CONDITIONS

Gas service under this schedule is not available for "standby" or occasional temporary service.

Schedule Nos. GS-70/GN-70/~~SLT-70~~

NONCORE GENERAL TRANSPORTATION GAS SERVICE  
(Continued)

FORCE MAJEURE

Relief From Liability. Neither party shall be liable for damages to the other on account of "force majeure" occasioned by any act, omission or circumstances occasioned by or in consequence of any act of God, strikes, insurrections, riots, epidemics, landslides, lightning, earthquakes, fires, storms, floods, washouts, arrests and restraints of rulers and people, civil disturbances, explosions, breakage or accident to machinery or lines of pipe, depletion of or temporary failure of gas supply, the binding order of any court or governmental authority which has been resisted in good faith by all reasonable legal means, and any other cause, whether of the kind herein enumerated or not, and not within the control of the party claiming suspension and which by the exercise of due diligence such party is unable to prevent or overcome. Failure to settle or prevent any strikes or other controversy with employees or with anyone purporting or seeking to represent employees shall not be considered to be a matter within the control of the party claiming suspension.

Liabilities Not Relieved. Neither the customer nor the Company shall be relieved from liability in the event of its concurring negligence or failure on its part to use due diligence to remedy the force majeure and remove the cause with all reasonable dispatch, nor shall such causes or contingencies affecting performance of any agreement relieve either party from its obligations to make payments when due in respect of gas theretofore delivered.



FORM OF SERVICE AGREEMENT FOR  
INTERSTATE TRANSPORTATION OF NATURAL GAS UNDER  
RATE SCHEDULE NOS. GS-70/GN-70/~~SLT-70~~  
NONCORE GENERAL

This AGREEMENT is entered into this \_\_\_ day of \_\_\_\_\_, \_\_\_\_\_, by and between SOUTHWEST GAS CORPORATION, a California corporation, ("the Company") and \_\_\_\_\_ ("the customer").

WITNESSETH:

In consideration of the mutual covenants and agreements as herein set forth, the Company and the customer agree as follows:

ARTICLE I — GAS TO BE TRANSPORTED

Subject to the terms, conditions and limitations hereof, the Company agrees to receive for the customer's account, at the interconnection between the \_\_\_\_\_ and \_\_\_\_\_ ("Receipt Point(s)"), for transportation, up to the following daily quantity of natural gas, which shall constitute the customer's Maximum Daily Quantity.

\_\_\_\_\_ Therms

The Company shall thereupon transport the equivalent quantity of gas through \_\_\_\_\_ and its pipeline system, and deliver the equivalent quantity to the customer or for the account of the customer at the Point(s) of Delivery as specified in Article II below.

The Company shall not be obligated to receive and/or transport quantities of gas in excess of the Maximum Daily Quantity.

ARTICLE II — DELIVERY POINTS, PRESSURES AND QUANTITIES

Delivery of natural gas by the Company to the customer shall be at or near the points whose locations, delivery pressures, assumed atmospheric pressures, and maximum quantity per day are described as follows:

<u>Delivery Points(s)</u>	<u>Delivery Pressure</u>	<u>Atmospheric Pressure</u>	<u>Maximum Delivery Point Quantity Per Day</u>
---------------------------	--------------------------	-----------------------------	--

FORM OF SERVICE AGREEMENT FOR  
INTERSTATE TRANSPORTATION OF NATURAL GAS UNDER  
RATE SCHEDULE NOS. GS-70/GN-70/~~SLT-70~~  
NONCORE GENERAL

(Continued)

ARTICLE III — APPLICABLE TRANSPORTATION RATES AND RATE SCHEDULE

The customer agrees to pay the Company for all natural gas transportation service rendered under the terms of this Agreement in accordance with Schedule Nos. GS-70/GN-70/~~SLT-70~~, as filed with the California Public Utilities Commission (CPUC) and as amended or superseded from time to time. The transportation rate to be charged pursuant to Schedule Nos. GS-70/GN-70/~~SLT-70~~ is set forth in Exhibit A, which is attached hereto and by this reference incorporated herein.

ARTICLE IV — MINIMUM TRANSPORTATION OBLIGATION

The customer agrees to transport on an annual basis from the effective date of this Agreement a minimum volume of \_\_\_\_\_ therms ("Minimum Transportation Obligation"). If the customer fails to satisfy the Minimum Transportation Obligation, the customer shall pay the Company upon demand the per therm margin rate, as set forth in the Statement of Rates for the Company's California Gas Tariff, for the difference in therms transported during the annual period and the Minimum Transportation Obligation.

ARTICLE V — TERM OF AGREEMENT

This Agreement shall become effective on \_\_\_\_\_ 1, 20\_\_\_\_, and shall continue in effect for a period extending for a primary term to and including \_\_\_\_\_, \_\_\_\_\_ and from month to month thereafter, subject, however, to termination at expiration of the said primary term, or upon the first day of any calendar month thereafter, by a party hereto, through written notice so stating and given to the other party no less than thirty (30) days in advance.

ARTICLE VI — NOTICES

Any notice, request or demand concerning this Agreement shall be written and delivered personally, by facsimile or by overnight mail with all postage and charges prepaid, to the other party as follows:

Southwest Gas Corporation

Customer

\_\_\_\_\_

\_\_\_\_\_

Phone No. \_\_\_\_\_

Phone No. \_\_\_\_\_

Fax No. \_\_\_\_\_

Fax No. \_\_\_\_\_

FORM OF SERVICE AGREEMENT FOR  
INTERSTATE TRANSPORTATION OF NATURAL GAS UNDER  
RATE SCHEDULE NOS. GS-70/GN-70/~~SLT-70~~  
NONCORE GENERAL

*(Continued)*

ARTICLE VI — NOTICES

*(Continued)*

Routine communications, including statements, invoices, billings, and other recurring matters shall be sent by the Company to the customer by first class mail to:

Customer

\_\_\_\_\_  
\_\_\_\_\_

Phone No. \_\_\_\_\_

Fax No. \_\_\_\_\_

Normal operating communications may be made by telephone, with subsequent written confirmation, or by facsimile to the Company's Operations Division at:

Southwest Gas Corporation

\_\_\_\_\_  
\_\_\_\_\_

Phone No. \_\_\_\_\_

Fax No. \_\_\_\_\_

Notices, requests and demands concerning this Agreement shall be deemed delivered when received. Routine communications shall be deemed delivered when mailed. Either party may change its address at any time upon written notice to the other party.

ARTICLE VII — OTHER OPERATING PROVISIONS

*(To be used when necessary to specify  
other operative provisions.)*

ARTICLE VIII — ADJUSTMENTS TO RULES

Notwithstanding the provisions of Article XIII hereof, certain of the Rules applicable to the transportation service are to be adjusted for the purpose of this Agreement, as specified below:

*(To be used when necessary.)*

FORM OF SERVICE AGREEMENT FOR  
INTERSTATE TRANSPORTATION OF NATURAL GAS UNDER  
RATE SCHEDULE NOS. GS-70/GN-70/~~SLT-70~~  
NONCORE GENERAL

*(Continued)*

ARTICLE IX — PRIOR AGREEMENTS

The customer recognizes that the Company has existing agreements and working relationships with its pipeline companies, and the Company agrees to cooperate reasonably with them for the purpose of receiving, transporting and delivering the customer's gas in a practical and efficient manner. Nothing in this Agreement shall be construed in any manner as limiting or modifying the rights or obligations of any of the parties under the Company's Schedule Nos. GS-70/GN-70/~~SLT-70~~ on file with the CPUC and any service agreement executed by the parties for service thereunder.

When this Agreement takes effect, it supersedes, cancels and terminates the following agreement(s):

*(To be used when necessary.)*

ARTICLE X — REGULATORY REQUIREMENTS

The customer shall not take any action that would subject the Company to the jurisdiction of the Federal Energy Regulatory Commission (FERC), the Economic Regulatory Administration, or any successor governmental agency. Any such action shall be cause for immediate termination of this Agreement. This Agreement, all terms and provisions contained or incorporated herein, and the respective obligations of the parties hereunder are subject to all valid laws, orders, rules, and regulations of duly constituted authorities having jurisdiction over the subject matter of this Agreement. This Agreement shall at all times be subject to such changes or modifications by the CPUC as it may from time to time direct in the exercise of its jurisdiction.

Should the FERC, the CPUC or any other regulatory or successor governmental agency having jurisdiction impose by rule, order or regulation any terms or conditions upon this Agreement which are not mutually satisfactory to the parties, then either party, upon the issuance of such rule, order or regulation, and notification to the other party, may terminate this Agreement.

ARTICLE XI — CONFIDENTIALITY

Neither the Company nor the customer, nor their respective affiliates, directors, officers, employees, agents, or permitted assignees shall disclose to any third party the terms and provisions of this Agreement without the other party's prior written consent; provided, however, the Company may make such disclosure to any state or federal governmental authority (including any court) as in the opinion of counsel for the Company is required by applicable law, rule or regulation without the customer's consent.

FORM OF SERVICE AGREEMENT FOR  
INTERSTATE TRANSPORTATION OF NATURAL GAS UNDER  
RATE SCHEDULE NOS. GS-70/GN-70/~~SLT-70~~  
NONCORE GENERAL

(Continued)

ARTICLE XII — SUCCESSORS AND ASSIGNS

This Agreement shall be binding upon and will inure to the benefit of the parties hereto and their respective successors and assigns. No assignment or transfer by any party hereunder shall be made without written approval of the other parties. Such approval shall not be unreasonably withheld. As between the parties hereto, such assignment shall become effective on the first day of the month following written notice that such assignment has been effectuated.

ARTICLE XIII — RULES

The Rules of the Company as authorized by and on file with the CPUC in the Company's California Gas Tariff shall apply to the transaction to be performed hereunder, and are hereby incorporated by reference into this Agreement, except as otherwise provided in this Agreement.

SOUTHWEST GAS CORPORATION

(Customer)

By: \_\_\_\_\_  
Title: \_\_\_\_\_  
Date: \_\_\_\_\_

By: \_\_\_\_\_  
Title: \_\_\_\_\_  
Date: \_\_\_\_\_

EXHIBIT A

SOUTHWEST GAS CORPORATION  
STATEMENT OF EFFECTIVE RATES  
SCHEDULE NOS. GS-70/GN-70/~~SLT-70~~  
NONCORE GENERAL GAS TRANSPORTATION SERVICE

Current Effective Rate

Basic Service Charge per Month per Meter \$ \_\_\_\_\_

Number of Meters \_\_\_\_\_

Basic Service Charge per Month \$ \_\_\_\_\_

Transportation Service Charge per Month \$ \_\_\_\_\_

Transportation Volume Charge:  
All Deliveries per Therm \$ \_\_\_\_\_

Priority Classification: \_\_\_\_\_

Minimum Annual Volume: \_\_\_\_\_

Anniversary Date for  
Minimum Annual Volume: \_\_\_\_\_

Effective Date: \_\_\_\_\_

Date Issued: \_\_\_\_\_

Customer: \_\_\_\_\_  
(Customer Name)

\_\_\_\_\_  
SOUTHWEST GAS CORPORATION

\_\_\_\_\_  
CUSTOMER NAME

By: \_\_\_\_\_

By: \_\_\_\_\_

Title: \_\_\_\_\_

Title: \_\_\_\_\_

Date: \_\_\_\_\_

Date: \_\_\_\_\_

Schedule No. G-PPPS

SURCHARGE TO FUND PUBLIC PURPOSE PROGRAMS (PPP)

APPLICABILITY

Applicable to all gas sales and transportation service excluding service for: electric generation including cogeneration, enhanced oil recovery, wholesale for resale to end users, natural gas produced in California and transported on a proprietary pipeline, and the consumption of natural gas which California is prohibited for taxing under the United States Constitution or the California Constitution.

TERRITORY

Throughout the Company's certificated California service areas, except as may hereafter be provided.

RATES

Customer Class	PPP SURCHARGE AMOUNT PER THERM				
	Non-CARE Customers		CARE Customers		
	Southern CA	Northern CA/ <del>South Lake Tahoe</del>	Southern CA	Northern CA/ <del>South Lake Tahoe</del>	
Core *					
Residential	\$ 0.22423	\$ 0.05887	\$ 0.04255	\$ 0.04255	<del>/R</del>
Commercial/Industrial	\$ 0.22423	\$ 0.05887	\$ 0.04255	\$ 0.04255	<del>/R</del>
Gas Engine	\$ 0.22423	\$ 0.05887	N/A	N/A	<del>/R</del>
Natural Gas Vehicle	\$ 0.22423	\$ 0.05887	N/A	N/A	<del>/R</del>
Non-Core **					
Commercial/Industrial	\$ 0.22423	\$ 0.05887	N/A	N/A	<del>/R</del>

\* Residential service includes Rate Schedule Nos. GS/GN/~~SLT~~-10, -12, -15, -20, and -25; and GS-11. Commercial/Industrial service includes Rate Schedule Nos. GS/GN/~~SLT~~-35, -40, and -60. Natural Gas Vehicle service includes Rate Schedule No. GS-50/GN-50/~~SLT~~-50.

\*\* Commercial/Industrial service includes Rate Schedule No. GS-70/GN-70/~~SLT~~-70.

The PPP surcharges are set forth in the currently-effective Statement of Rates of this California Gas Tariff and are incorporated herein by reference.

The number of therms shall be determined in accordance with the provisions of Rule No. 2C of this California Gas Tariff.

Schedule No. GCP

GAS PROCUREMENT FOR CORE CUSTOMERS

APPLICABILITY

Applicable to core customers who purchase natural gas from the Company. Service under this schedule will be provided in conjunction with the customer's otherwise applicable sales rate schedule.

TERRITORY

Throughout the Company's certificated California service areas, except as may hereafter be provided.

RATES

The Company shall adjust the Cost of Gas for this schedule monthly to reflect its estimated average gas costs. This revised rate shall become effective between the first and seventh calendar day of each month.

Procurement Charges

Southern California

Cost of Gas	\$ .33953	
F&U	\$ .00541	
Total Gas Cost	\$ .34494	

R  
R  
R

Northern California and South Lake Tahoe

Cost of Gas	\$ .19591	
F&U	\$ .00414	
Total Gas Cost	\$ .20005	

+



Schedule No. GN-T

CORE TRANSPORTATION SERVICE OF  
CUSTOMER-SECURED NATURAL GAS

APPLICABILITY

Applicable to intrastate gas transportation service of customer-secured natural gas under the terms of an executed Transportation Service Agreement. Transportation service under this schedule is limited to those core gas customers whose average monthly quantity will exceed 20,800 therms to each customer's premises (large core customer), or to groups of core gas customers whose aggregate annual consumption exceeds 250,000 therms. Each such group of core gas customers is a Core Transport Group (Group). The total volumes of gas transported by the Company for customers aggregating core loads shall be limited to 10 percent of the Company's total retail core requirements. If the combined load of customers aggregating core loads reaches 8 percent of the Company's core market demand, the Company will enter into negotiations with the affected parties to attempt to increase the existing 10 percent cap limit on customer participation. If a customer has multiple points of delivery at a single premise, the aggregate of all points of delivery receiving transportation service can be used to meet the minimum volumetric requirement. However, noncore loads associated with the same premises cannot be aggregated with core loads in order to meet the minimum volumetric requirement. Customers aggregating core loads will not be permitted to combine loads in the Company's Northern California ~~and South Lake Tahoe~~ service areas with loads in the Company's Southern California service areas for purposes of establishing eligibility under this schedule. Service under this schedule will be provided in conformance with Rule No. 21, Transportation of Customer-Secured Natural Gas, of this California Gas Tariff.

TERRITORY

Throughout the Company's certificated California service areas, except as may hereafter be provided.

Schedule No. MHPS

SURCHARGE TO FUND PUBLIC UTILITIES COMMISSION  
MASTER-METERED MOBILE HOME PARK  
GAS SAFETY INSPECTION AND ENFORCEMENT PROGRAM

APPLICABILITY

This surcharge is applicable to all mobile home park owners or operators who maintain and operate a master-metered natural gas distribution system and receive service under Schedule Nos. G-20/GN-20/~~SLT-20~~ or Schedule Nos. G-25/GN-25/~~SLT-25~~ of this California Gas Tariff.

TERRITORY

Throughout the Company's certificated California service areas, except as may hereafter be provided.

RATES

The MHPS surcharge per space per month is set forth in the currently-effective Statement of Rates of this California Gas Tariff and is incorporated herein by reference.<sup>1/</sup>

SPECIAL CONDITIONS

1. Notification: It is the responsibility of the mobile home park operator to advise the Company within 15 days following any change in the number of mobile home spaces where natural gas is available.
2. Surcharge Recovery: Mobile home park owners or operators subject to the surcharge are entitled to recover the surcharge from tenants on a monthly basis as provided in Section 4358(c) of the Public Utilities Code. The surcharge to any tenant shall not exceed \$.30 per month for the period July 1, 1991 through June 30, 1992 and shall not exceed \$.25 per month thereafter. However, if the Commission establishes the surcharge at a lesser amount, the surcharge to any tenant cannot exceed that lesser amount.

<sup>1/</sup> In 1990 the Legislature authorized the Public Utilities Commission to establish a surcharge to recover the cost of its Gas Safety Inspection and Enforcement Program for mobile home parks (Public Utilities Code Sections 4351-4359). The surcharge to recover the cost of the program is ordered by the Commission under the authority granted by Public Utilities Code Sections 4358 and 4359.

Rule No. 15

GAS MAIN EXTENSIONS  
(Continued)

C. EXTENSION ALLOWANCES (Continued)

3. Residential Allowances

No allowance for residential Permanent Service will be provided for applications submitted on or after July 1, 2023. The allowance for Eligible Projects approved by the Commission on a per-unit basis, is as follows:

	<u>Southern California</u>	<u>Northern California</u> <del>South Lake Tahoe</del>
Water Heating	\$ 183	\$ 231
Space Heating	\$ 674	\$ 862
Oven/Range	\$ 69	\$ 28
Dryer Stub	\$ 115	\$ 70
Space Cooling	\$ 1,765	Not Applicable

Residential Applicants for both main and service extensions who are entitled to a Main Extension allowance in excess of the total estimated cost of the Main Extension may apply the amount of the unused portion of such Main Extension allowance toward the cost of the service extension, provided that the sum of the main and service allowances granted by the Company does not exceed the total allowances provided in Rule No. 15, Gas Main Extensions and Rule No. 16, Gas Service Extensions in the California Gas Tariff.

Allowances will be applied first to the Meter Set Assembly; then services; then mains.

4. Non-Residential Allowances

For Eligible Projects approved by the Commission, the total allowance for Gas Main Extensions, service extensions, or a combination thereof, for non-residential Permanent Service is determined by the Company using the formula in Section C.2 of this Rule. The Company, at its election, may apply a Non-Residential Allowance Net Revenue Multiplier of 5.7 times Net Revenue in its Northern California Division or 6.2 times Net Revenue in its Southern California Division.

N  
D/T  
N

N  
N

T  
T

Rule No. 16

GAS SERVICE EXTENSIONS  
(Continued)

E. ALLOWANCES AND PAYMENTS BY APPLICANT

1. General

New applications for gas line extensions submitted on or after July 1, 2023, will not qualify for allowances, except for Eligible Projects approved by the Commission (see Rule No. 15, Section C.2.). For Eligible Projects approved by the Commission, the Company will provide the Service Lateral extension without charge provided the Company's total estimated installed cost (including Meter Set Assemblies) does not exceed the allowances as determined from permanent, bona-fide loads to be served by the extension within a reasonable time as determined by the Company, and if the Company's actual installed cost does not exceed its total estimated installed cost and the allowances (excluding Company Convenience).

N  
N  
N/T  
N  
N  
N

2. Allowances

No allowance for residential Permanent Service on a per-unit basis will be provided for applications submitted on or after July 1, 2023. The allowance for Eligible Projects approved by the Commission on a per-unit basis, is as follows:

N  
N  
N/D

	<u>Southern California</u>	<u>Northern California/ <del>South Lake Tahoe</del></u>
Water Heating	\$ 97	\$ 271
Space Heating	\$ 356	\$ 1,008
Oven/Range	\$ 37	\$ 33
Dryer Stub	\$ 61	\$ 82

a. Residential Applicants for both main and service extensions who are entitled to a Service Extension allowance in excess of the total estimated cost of the Service Extension may apply the amount of the unused portion of such Service Extension allowance toward the cost of the Main Extension, provided that the sum of the main and service allowances granted by the Company does not exceed the total allowances provided in Rule No. 15, Gas Main Extensions, and Rule No. 16, Gas Service Extensions.

L

RULE NO. 21

TRANSPORTATION OF CUSTOMER-SECURED NATURAL GAS

This Rule describes the general terms and conditions that apply whenever the Company transports Customer-Secured Gas through its system. Customers electing to secure Biomethane Gas from a Biomethane Gas supplier that is also interconnected with the Company's system may only do so if such Biomethane Gas supplier complies with all terms and conditions set forth in Rule No. 22, Biomethane Gas, of this California Gas Tariff.

A. CHARACTER OF SERVICE

1. The basic transportation service rendered under Schedule Nos. GS-70/GN-70/~~SLT-70~~, GS-VIC, and GN-T shall consist of:
  - a. The receipt by the Company for the account of the customer of gas at the interconnection between the Company, and its upstream pipeline supplier [herein called receipt point(s)].
  - b. The transportation of the customer's gas through the Company's system for the account of the customer; and
  - c. The delivery of the customer's gas after transportation by the Company for the account of the customer at the delivery point(s) into the customer's facility.
2. Core transportation customers in the Company's Southern California service areas, including groups aggregating core loads, will be allocated a pro rata share of the Commission regulated gas storage services that are available to the Company. The Company will inform the customer or Aggregator of the monthly and daily storage entitlement available to that customer or group.

The Company's Southern California core transportation customers may inject gas into storage from April 1 to October 31 and may withdraw gas from storage from November 1 to March 31. The customer must inform the Company of the customer's storage injection schedule by the 23rd day of the month prior to actual gas injection. Daily storage injection nominations may not exceed 108 percent of the month's average daily storage injection quantity. Customers are not required to provide a monthly storage withdrawal nomination, but must provide the Company an estimate of the quantity expected to be withdrawn each month. Daily nominations for storage injections and withdrawals require a 48 hour advance notice.

RULE NO. 21

TRANSPORTATION OF CUSTOMER-SECURED NATURAL GAS  
(Continued)

A. CHARACTER OF SERVICE (Continued)

Core transportation customers in the Company's Northern California ~~and South Lake Tahoe~~ service areas, including groups aggregating core loads, will be allocated a pro rata share of the gas storage services that are available to the Company. The customer will be required to complete a storage capacity release agreement with the Company, if they elect to take the pro rata share. All such capacity releases, including the customer's subsequent use of storage capacity, are subject to the terms and conditions of the Paiute Pipeline Company FERC Gas Tariff.

Charges for these storage services are included as the Upstream Storage Charges contained in the Statement of Rates applicable to the Southern and Northern California Divisions ~~and the South Lake Tahoe District~~. In accordance with Section G.4 of this Rule, the customer shall reimburse the Company for any additional charges incurred by the Company in conjunction with the customer's use of storage services.

3. The services provided under Schedule Nos. GN-T, GS-70/GN-70/~~SLT-70~~, and GS-VIC shall be provided on a best efforts basis. The Company may curtail or interrupt service due to operating conditions or conditions of *force majeure*. In the event of curtailment or interruption of service, the Company shall provide service as follows:
  - a. The Company shall provide the customer with as much advance notice as is practical of any curtailment or interruption of service;
  - b. The customer's service under Schedule Nos. GN-T, GS-70/GN-70/~~SLT-70~~, and GS-VIC shall be curtailed in accordance with Rule No. 20 of this California Gas Tariff; and
  - c. The Company may, to the extent feasible, continue to receive the customer's gas at the receipt point(s) on a scheduled basis during the period of curtailment or interruption, and shall, to the extent feasible, redeliver such gas at the point(s) of delivery. For the period of curtailment or interruption, the Company may waive any payments that may otherwise be due pursuant to Section D hereof, to the extent that such payments are caused by the curtailment or interruption.



RULE NO. 21

TRANSPORTATION OF CUSTOMER-SECURED NATURAL GAS

(Continued)

A. CHARACTER OF SERVICE (Continued)

4. Gas transported under Schedule Nos. GS-70/GN-70/~~SLT-70~~, GS-VIC, and GN-T shall be for use only by the customer, unless the Commission has specifically authorized the customer otherwise to resell such transported gas. Service under the provisions of Schedule No. GN-T shall not constitute the dedication of the Company's pipeline system or any portion thereof to the customer.

B. GAS SPECIFICATIONS

1. Unless otherwise agreed to by both parties, the gas delivered to the Company must meet the quality specifications in Rule No. 2, Description of Service, of this California Gas Tariff.
2. It must also be at the pressure (See Rule No. 2 of this California Gas Tariff) and have the value specified in the customer's transportation service agreement.

C. QUANTITIES OF GAS

1. The Company shall not be obligated to accept customer's gas in excess of amounts it advises customer it can accept. The Company shall not be required to continue to accept gas at any receipt point when the daily flow rate at that receipt point(s) is less than 50 Mcf per day.
2. North American Energy Standards Board timelines will be followed regarding nominating, confirming and scheduling gas receipts and deliveries as they may be revised by the FERC from time to time. The customer shall be responsible for contacting the upstream interstate pipeline(s) to arrange for the nominating and scheduling of receipts and deliveries hereunder, provided; however, that the customer may designate one party to serve as its Agent for such purpose. In the Company's Southern California service area, such contact shall be made to the Company. The Company and upstream interstate pipeline(s) require that specific information be provided to successfully process each nomination. It is the customer's or their Agent's responsibility to satisfy the information requirements.

Nominations Made Directly to the Upstream Interstate Pipeline(s): If the customer nominates directly to the upstream interstate pipeline(s), the customer or Agent must provide their nomination(s) to the Company utilizing a method that is mutually agreeable to both the customer and Southwest Gas prior to the nomination deadlines set forth below:

## RULE NO. 21

TRANSPORTATION OF CUSTOMER-SECURED NATURAL GAS*(Continued)*C. QUANTITIES OF GAS *(Continued)*6. c. Operational Flow Order (OFO) *(continued)*

- (iv) For customers having meters monitored by telemetry equipment, the Company will not assess Noncompliance Charges during an OFO event based on estimated daily usage.
- (v) Customers receiving service per Schedule No. GN-T that do not have meters monitored by telemetry equipment will not be assessed Daily Excess Imbalance Charges or Noncompliance Charges.

D. TRADING MONTHLY IMBALANCE QUANTITIES

The customer may elect to offset Monthly Imbalance by identifying and reaching an agreement with one or more transportation customers in the Company's Southern California, or Northern California, ~~or South Lake Tahoe~~ service areas, as applicable, that have an established Monthly Imbalance in an opposite direction. Customers may not trade Monthly Imbalances between the Company's Southern California and Northern California/~~South Lake Tahoe~~ service areas. Customers in the Company's Southern California service area may also identify and reach agreement with transportation customers served directly by Southern California Gas Company, subject to authorization by the Company. Core customers, including customers aggregating core loads, may also offset Monthly Imbalances with available storage account quantities held by that customer or group of customers for the Company's Southern California service area, if sufficient. Customers that agree to trade Monthly Imbalances will be subject to the following conditions:

1. Customers will be entitled to trade their entire Monthly Imbalance for a given month.
2. Trading of Monthly Imbalance quantities by customers may begin at 7:00 a.m. Pacific Clock Time on the 25th calendar day in the month of notification and must be completed
3. by 3:00 p.m. Pacific Clock Time of the 30th day of the month in which the customer's imbalance statement is rendered. During the month of February, the trading period begins at 7:00 a.m. Pacific Clock Time on the 23rd calendar day of the month and ends at 3:00 p.m. Pacific Clock Time on the 28th calendar day of the month. If the end of the trading period falls on a weekend or holiday, the prior business day shall be the last day for trading to occur.



RULE NO. 21

TRANSPORTATION OF CUSTOMER-SECURED NATURAL GAS  
(Continued)

D. TRADING OF IMBALANCE QUANTITIES (Continued)

3. Trading of Monthly Imbalance quantities shall only reduce a customer's imbalance toward, but not beyond, a zero Monthly Imbalance level. A customer may not trade to establish a Monthly Imbalance in the opposite direction of the customer's original Monthly Imbalance. †
4. Monthly Imbalances for customers with multiple meters will be determined by aggregating all meters included under a particular transportation service agreement. Customers with multiple meters shall not trade Monthly Imbalances based on individual meters or sales accounts. †
5. The customer is solely responsible for contacting other transportation customers of the Company or of Southern California Gas Company, as applicable, to explore opportunities for trading Monthly Imbalances. The customer is also solely responsible for any financial arrangements between trading partners occurring as a result of the completion of an imbalance trade. The Company assesses its transportation quantity charges based on the transportation billing quantities, adjusted for any quantities traded pursuant to this Section. †
6. Customers wishing to execute a trade of Monthly Imbalance quantities must submit an Imbalance Trading (Form No. 880.0SCA for Southern California service area customers or Form No. 880.00NCA for Northern California ~~and South Lake Tahoe~~ service area customers) to the Company by the Monthly Imbalance trading deadline. Such form shall be directed to a location and via a method specified by the Company. The Company will review, and approve as appropriate, all Monthly Imbalance trading requests submitted by customers. Customers whose trade requests are approved will be sent revised transportation billing worksheets and invoices. The Company will not be responsible for, or involved with, the transfer of gas supply between customers or any related compensatory transactions between customers. †

RULE NO. 21

TRANSPORTATION OF CUSTOMER-SECURED NATURAL GAS

*(Continued)*

G. BILLING AND PAYMENT *(Continued)*

- 5. Periodically, quantity adjustments may be made by the Company's Supplier(s), the customer's agent or the Aggregator. Should resulting adjustments to customer bills be necessary, such adjustments will be applied during the month in which the quantities were delivered to the customer for the purposes of determining the applicability of the provisions of Schedule Nos. GN-T, GS-70/GN-70/~~SLT-70~~, and GS-VIC of this California Gas Tariff.

H. ESTABLISHING TRANSPORTATION SERVICE

- 1. Requests for transportation hereunder shall be made by, and shall be deemed to be complete upon, the customer providing the following information to the Company:
  - a. Point(s) of Delivery — Point(s) of delivery by the Company to the customer.
  - b. Gas Quantities — The Maximum Daily Quantity (MDQ) applicable to each receipt point(s) and the maximum quantity per day applicable to each point(s) of delivery, and the estimated total quantities to be received and transported over the delivery period stated individually in terms for each receipt point and each point of delivery.
  - c. Term of Service —
    - (i) Date service requested to commence; and
    - (ii) Date service requested to terminate.
  - d. Performance — A letter from the customer certifying that the customer has or will have title to the gas to be delivered to the Company for transportation and has entered into or will enter into those arrangements necessary to assure all upstream transportation will be in place prior to the commencement of service under a Service Agreement. The customer's agent or Aggregator, if any, must be named.
- 2. Upon receipt of all of the information specified above, the Company shall prepare and tender to the customer for execution a Service Agreement in the form contained in this California Gas Tariff. If the customer fails to execute the Service Agreement within 30 days of the date tendered, the customer's request shall be deemed null and void. A 30-day prior written notice by core aggregation customers or the respective Aggregator is required for cancellation of a service agreement for Core Aggregation Transportation service.

RULE NO. 21

TRANSPORTATION OF CUSTOMER-SECURED NATURAL GAS  
(Continued)

I. CUSTOMER'S CREDITWORTHINESS

The Company shall not be required to perform or to continue transportation service under Schedules Nos. GS-70/GN-70/~~SLT-70~~, GN-T, and GS-VIC on behalf of any customer who is or has become insolvent or who, at the Company's request, fails within a reasonable period to demonstrate creditworthiness; provided, however, such customer may receive transportation service under Schedule Nos. GS-70/GN-70/~~SLT-70~~, GN-T, and GS-VIC if the customer prepays for such service or furnishes good and sufficient security, as determined by the Company in its reasonable discretion, an amount equal to the cost of performing the service requested by the customer for a six-month period. For purposes of providing transportation service, the insolvency of a customer shall be evidenced by the filing by such customer or any parent entity thereof (hereinafter collectively referred to as the customer) of a voluntary petition in bankruptcy or the entry of a decree or order by a court having jurisdiction in the premises adjudging the customer as bankrupt or insolvent, or approving as properly filed a petition seeking reorganization, arrangement, adjustment or composition of or in respect of the customer under the Federal Bankruptcy Act or any other applicable federal or state law, or appointing a receiver, liquidator, assignee, trustee, sequestrator (or other similar official) of the customer or of any substantial part of its property, or the ordering of the winding-up or liquidation of its affairs, with said order or decree continuing unstayed and in effect for a period of 60 consecutive days.

J. FACILITY ADDITIONS

Any facilities which must be installed by the Company to serve the customer will be constructed in accordance with the Rules included in this California Gas Tariff. Should telemetering facilities be required now, or in the future, by the Company to perform transportation service, such facilities will be installed at the customer's expense.

RULE NO. 21

TRANSPORTATION OF CUSTOMER-SECURED NATURAL GAS  
(Continued)

M. CORE AGGREGATION TRANSPORTATION (CAT) PROGRAM (Continued)

- e. The Company will process requests from Aggregators to begin service to customers within 90 days of submittal; however, every reasonable effort will be made to begin CAT service for the customer in the month following submittal.
- f. Customers taking CAT service must provide 90 days prior written notice to the Company to change Aggregators. A customer who has received CAT service for the minimum term is not required to remain with a newly-elected Aggregator for a minimum term.

2. Storage Allocation and Rights

- a. For the Company's Southern California service areas, gas storage inventory injected by Aggregators may not be subjected to encumbrances of any kind. Aggregators will be assigned month-end storage inventory targets by the Company to meet the Company's month-end storage targets and maintain minimum quantities sufficient to meet the Company's peak day and cold year seasonal requirements. Aggregators will not be allowed to withdraw gas in inventory below the month-end targets established by the Company. Gas storage inventory to meet core reliability cannot be used to cure an under-delivery of flowing supplies during an imbalance trading period.
- b. During the injection season, flowing supplies scheduled for injection will be delivered first, with all remaining flowing supplies scheduled for delivery to the Company's Southern California distribution system for current month use.
- c. Aggregators in the Company's Northern California ~~and South Lake Tahoe~~ service areas are subject to the terms and conditions of the Paiute Pipeline Company's FERC Tariff for all storage activities.
- d. When an Aggregator adds a customer or customers to its Group which represents an addition of more than 150,000 therms of storage inventory, a pro rata portion of the existing gas storage inventory will be sold by the Company to the Aggregator at the current month's Procurement Charge as set forth in the currently-effective Schedule No. GCP of this California Gas Tariff. When a customer terminates CAT service which represents a reduction of more than 150,000 therms of storage inventory and returns to the otherwise applicable sales schedule, a pro rata portion of the existing gas storage inventory will be sold by the Aggregator to the Company at the current month's Procurement Charge as set forth in the currently-effective Schedule No. GCP of this California Gas Tariff.

Issued by \_\_\_\_\_ Date Filed \_\_\_\_\_

Advice Letter No. \_\_\_\_\_ ~~Justin Lee Brown~~ Amy L. Timperley Effective July 31, 2020 September 5, 2024  
Decision No. 1140A.24-09- ~~Senior Vice President~~ Chief Regulatory Officer ~~July 31, 2020~~ No. \_\_\_\_\_  
20-05-003

RULE NO. 21

TRANSPORTATION OF CUSTOMER-SECURED NATURAL GAS  
(Continued)

N. OTHER PROCEDURES

The Company reserves the right to impose, at any time, any reasonable operating conditions upon the transportation of the customer's gas which the Company, in its sole good faith judgment, deems necessary to maintain the safe and efficient operation of its distribution system, or to make the operating terms and conditions of service hereunder compatible with those of the supplier. Additionally, the customer and the Company shall comply with any operational conditions or constraints imposed by the upstream pipeline service provider.

O. RULES AND REGULATIONS

Except as qualified in this rule, all other Rules and Regulations of the Company's California Gas Tariff are applicable to Schedule Nos. GN-T, GS-70/GN-70/~~SLT-70~~, and GS-VIC and are hereby made a part hereof.

RULE NO. 23

MOBILEHOME PARK UTILITY CONVERSION PROGRAM  
(Continued)

A. DEFINITIONS (Continued)

To the Meter: "To the Meter" facilities include all infrastructure (e.g. connection fittings, pipe, valves, risers, regulators, and meters) and any substructures necessary to complete the gas distribution and service line extensions to the Service Delivery Point.

B. PROGRAM ELIGIBILITY

1. MHPs must meet all of the following criteria to be eligible for the MHP Program:
  - a. Receive natural gas service from the Company through a master-meter and supply gas service to MHP Residents on a single premise through:
    - a submetered natural gas system; or
    - a non-submetered natural gas system.
  - b. Receive natural gas service from the Company under the following rate schedule:
    - Schedule No. GS-20/GN-20/~~SLT-20~~ – Multi-Family Master-Metered Gas Service – Non-Submetered;
    - Schedule No. GS-25/GN-25/~~SLT-25~~ – Multi-Family Master-Metered Gas Service – Submetered;
  - c. Operate under a current and valid license from the governmental entity with relevant authority;

SOUTHWEST GAS CORPORATION  
P.O. Box 98510  
Las Vegas, Nevada 89193-8510  
California Gas Tariff

Canceling ~~1st Revised~~ Original 1st Revised Cal. P.U.C. Sheet No. 291.1  
Cal. P.U.C. Sheet No. 291.1

IMBALANCE TRADING REQUEST-NORTHERN CALIFORNIA / SOUTH LAKE TAHOE  
(FORM 880.0NCA 11/2020 XX/XXXX)

(See Attached Form)

Decision No. 1151A.24-09- Issued by Justin Lee Brown Date Filed November 10,  
2024 Settle No. 5, 2024 Amy L. Timperley Effective December 10, 2024  
Senior Vice President Chief Regulatory Officer Res 10, 2024



**IMBALANCE TRADING REQUEST-NORTHERN CALIFORNIA /~~SOUTH LAKE TAHOE~~**

Seller	Buyer
_____ <i>Customer Contract Number (CSA)</i>	_____ <i>Customer Contract Number (CSA)</i>
_____ <i>Contact / Agent Name</i>	_____ <i>Contact / Agent Name</i>
_____ <i>Contact Telephone Number</i>	_____ <i>Contact Telephone Number</i>
_____ <i>Email Address</i>	_____ <i>Email Address</i>
_____ <i>Imbalance Quantity (Therms)</i>	_____ <i>Imbalance Quantity (Therms)</i>
_____ <i>Imbalance Month</i>	_____ <i>Imbalance Month</i>

I understand that this Imbalance Trade is contingent on Southwest Gas authorizing the trade. Imbalance Trading forms must be submitted to Southwest Gas and trades completed prior to 3 p.m. Pacific Clock Time of the 30<sup>th</sup> of the trading month, or the 28<sup>th</sup> calendar day during the month of February. If the end of the trading period falls on a weekend or holiday, the prior business day shall be the last day for trading to occur. Both imbalances must occur during the same time period, unless otherwise agreed to by Southwest Gas. This trade is also contingent on Southwest’s verification of the Imbalance Quantity for both customers.

**California Consumer Privacy Act (“CCPA”) - NOTICE AT COLLECTION**

Under the CCPA, Southwest Gas is required to notify California residents of the personal information it collects and why such information is collected. This notice applies solely to customers, users, and others who reside in the state of California. A list of the categories of personal information Southwest Gas may collect and how such information is used can be found in the Southwest Gas CCPA Privacy Policy at <https://www.swgas.com/ccpa>.

Please email this form to Southwest Gas at:

**SWG.GasDispatch@swgas.com**

If you have any questions regarding this form or Northern California /~~South Lake Tahoe~~ imbalance trades, please contact the Southwest Gas Scheduling department at 800-762-7626.

Seller	Buyer
_____ <i>Customer or Agent Signature</i>	_____ <i>Customer or Agent Signature</i>
_____ <i>Printed Name</i>	_____ <i>Printed Name</i>
_____ <i>Customer or Agent Title</i>	_____ <i>Customer or Agent Title</i>
_____ <i>Company Name</i>	_____ <i>Company Name</i>
_____ <i>Date</i>	_____ <i>Date</i>

It is the sole responsibility of each Customer to ensure this form is received at the above address by the trading period deadline.



SOUTHWEST GAS CORPORATION  
P.O. Box 98510  
Las Vegas, Nevada 89193-8510  
California Gas Tariff

Canceling ~~1st Revised~~ Original 1st Revised Cal. P.U.C. Sheet No. 297  
Cal. P.U.C. Sheet No. 297

CUSTOMER DECLARATION OF ELIGIBILITY FOR  
BASELINE RATES (CALIFORNIA) (FORM 902.15 ~~XX/XXXX~~ 11/2020)

(See Attached Form)

Decision No. 1151A.24-09- Issued by ~~Justin Lee Brown~~ Amy L. Timperley Date Filed November 10, Effective December 10, 2020  
~~2020~~ 2024 ~~Letter No. 5,~~ Letter No. 5, ~~2024~~ 2024  
~~Senior Vice President~~ Chief Regulatory Officer



**SOUTHWEST GAS CORPORATION**

**CUSTOMER DECLARATION OF ELIGIBILITY FOR BASELINE RATES  
(California)**

Customer hereby claims eligibility for baseline rates and declares that the service requested will be used for residential purposes under the provisions of Southwest Gas Corporation's (the Company) applicable rate schedules (Schedule No. G-20/GN-20/~~SLT-20~~ – Multi-Family Master-Metered Gas Service or Schedule No. GS-25/GN-25/~~SLT-25~~ – Multi-Family Master-Metered Gas Service - Submetered). The total baseline allowance will be determined by the stated number of occupied units to be billed.

**California Consumer Privacy Act ("CCPA") - NOTICE AT COLLECTION**

Under the CCPA, the Company is required to notify California residents of the personal information it collects and why such information is collected. This notice applies solely to customers, users, and others who reside in the state of California. A list of the categories of personal information the Company may collect and how such information is used can be found in the Company's CCPA Privacy Policy at <https://www.swgas.com/ccpa>.

**Customer Information:**

Account Number \_\_\_\_\_

Name \_\_\_\_\_ Daytime Phone Number \_\_\_\_\_

has requested the Company to provide gas service to the customer's premises located at:

Service Address \_\_\_\_\_  
*Street City State ZIP Code*

Mailing Address \_\_\_\_\_  
*(if different from service address) Street or P.O. Box City State ZIP Code*

Please state the number of:

- a. occupied dwelling units, apartments, or manufactured home spaces with current natural gas service \_\_\_\_\_
- b. occupied units listed above that are submetered \_\_\_\_\_

Customer hereby grants the Company the right of access to the described premises at reasonable hours for verification of the information furnished in this declaration. Refusal of access shall be reason for disqualification of baseline rates. Customer agrees to notify the Company of any change in the number of residential dwelling units or manufactured home spaces utilizing gas service within 15 days following such change. Failure to do so may result in the loss of baseline rates. If the Company establishes that a customer is ineligible to receive baseline rates, an appropriate adjusted bill may be rendered to the customer.

Customer Signature \_\_\_\_\_ Date Signed \_\_\_\_\_

**For Company Use Only:** Date Received \_\_\_\_\_ Date Processed \_\_\_\_\_

**Mailing Address:**  
ATTN CUSTOMER ASSISTANCE  
Southwest Gas Corporation  
PO Box 1498  
Victorville, CA 92393-1498

**For additional information, please call:**  
Customer Assistance.....(877) 860-6020  
Hearing Impaired.....711  
Apply online at: [www.swgas.com](http://www.swgas.com)

**CHAPTER 22**  
**Post-Test Year**  
**Ratemaking Mechanism**

**Company Witness:**  
**Randi L. Cunningham**

**SOUTHWEST GAS CORPORATION  
SOUTHERN CALIFORNIA  
POST-TEST YEAR RATEMAKING ADJUSTMENT  
CHAPTER 22**

The Company is proposing a Post-Test Year (PTY) ratemaking adjustment for years 2027 through 2030. This PTY methodology is largely consistent with the settlement agreement and decision in the Company's last general rate case in D.21-23-052. Chapter 22 is presented in two distinct parts.

The first part shows a summary of the margin for each PTY, which is developed by:

- Applying a 2.75 percent adjustment to the previous year's authorized margin.
- Including the appropriate adjustment for Excess Accumulated Deferred Taxes.
- In Southern California, track the difference between authorized revenue and the actual revenue paid by a large new customer, Ft. Irwin, as well as the annual change in revenue requirement related to the investment in Ft. Irwin, based on actual costs, vs authorized.

The second part includes the calculation of rates by rate schedule necessary to recover the margin developed for each PTY assuming a uniform percent increase in margin for all rate schedules.

Ms. Cunningham developed the PTY adjustments. Mr. Congdon developed the PTY rate schedules based on the PTY margin developed by Ms. Cunningham.

**SOUTHWEST GAS CORPORATION**  
**SOUTHERN CALIFORNIA RATE JURISDICTION**  
**CALCULATION OF POST TEST YEAR MARGIN ADJUSTMENTS**  
**TEST YEAR TWELVE MONTHS ENDED DECEMBER 31, 2026**

Line No.	Description (a)	Attrition Percent (b)	Attrition Year				Line No.	
			2026 (c)	2027 (d)	2028 (e)	2029 (e)		2030 (f)
1	Prior Year Margin After Rate Relief		\$ 130,115,665	\$ 130,115,665	\$ 133,693,846	\$ 137,370,427	\$ 141,148,114	1
2	Add: Attrition Adjustment @ 2.75%	2.75%	N/A	3,578,181	3,676,581	3,777,687	3,881,573	2
3	Margin before Infrastructure Adjustment		\$ 130,115,665	\$ 133,693,846	\$ 137,370,427	\$ 141,148,114	\$ 145,029,687	3
4	Ft Inwin Infrastructure Adjustment		N/A	1,949,120	1,258,305	1,258,005	0	4
5	Revenue After Infrastructure Adjustment		\$ 130,115,665	\$ 135,642,966	\$ 137,370,427	\$ 141,148,114	\$ 145,029,687	5

**SOUTHWEST GAS CORPORATION  
SOUTHERN CALIFORNIA RATE JURISDICTION  
SUMMARY OF PROPOSED MARGIN RATES BY CLASS  
TEST YEAR TWELVE MONTHS ENDED DECEMBER 31, 2026**

Line No.	Description (a)	Schedule (b)	Proposed Margin Rates					Line No.
			2026 (c)	2027 (d)	2028 (e)	2029 (f)	2030 (g)	
1	Primary Residential Gas Service Basic Service Charge	GS-10/ GS-12	\$ 5.75	\$ 5.75	\$ 5.75	\$ 5.75	\$ 5.75	1
2	Commodity Charge							
2	Baseline Quantities		\$ 1.38065	\$ 1.44849	\$ 1.46969	\$ 1.51606	\$ 1.56370	2
3	Tier II		\$ 1.59698	\$ 1.66482	\$ 1.68602	\$ 1.73239	\$ 1.78003	3
4	Residential Air Conditioning Gas Service Basic Service Charge	GS-11	\$ 5.00	\$ 5.00	\$ 5.00	\$ 5.00	\$ 5.00	4
5	Commodity Charge							
5	Baseline Quantities		\$ 1.38065	\$ 1.44849	\$ 1.46969	\$ 1.51606	\$ 1.56370	5
6	Tier II		\$ 1.59698	\$ 1.66482	\$ 1.68602	\$ 1.73239	\$ 1.78003	6
7	Air Conditioning		\$ 0.45180	\$ 0.46751	\$ 0.48352	\$ 0.49997	\$ 0.51687	7
8	Secondary Residential Gas Service Basic Service Charge	GS-15	\$ 6.00	\$ 6.00	\$ 6.00	\$ 6.00	\$ 6.00	8
9	Commodity Charge							
9	All Usage		\$ 1.90407	\$ 1.99287	\$ 2.02063	\$ 2.08132	\$ 2.14368	9
10	Multi-Family Master Metered Gas Service Basic Service Charge	GS-20	\$ 25.00	\$ 25.00	\$ 25.00	\$ 25.00	\$ 25.00	10
11	Commodity Charge							
11	Baseline Quantities		\$ 1.38065	\$ 1.44849	\$ 1.46969	\$ 1.51606	\$ 1.56370	11
12	Tier II		\$ 1.59698	\$ 1.66482	\$ 1.68602	\$ 1.73239	\$ 1.78003	12
13	Multi-Family Master Metered Gas Service - Submetered	GS-25	\$ 25.00	\$ 25.00	\$ 25.00	\$ 25.00	\$ 25.00	13
14	Submeter Discount		\$ (13.64)	\$ (13.64)	\$ (13.64)	\$ (13.64)	\$ (13.64)	14
15	Commodity Charge							
15	Baseline Quantities		\$ 1.38065	\$ 1.44849	\$ 1.46969	\$ 1.51606	\$ 1.56370	15
16	Tier II		\$ 1.59698	\$ 1.66482	\$ 1.68602	\$ 1.73239	\$ 1.78003	16

**SOUTHWEST GAS CORPORATION  
SOUTHERN CALIFORNIA RATE JURISDICTION  
SUMMARY OF PROPOSED MARGIN RATES BY CLASS  
TEST YEAR TWELVE MONTHS ENDED DECEMBER 31, 2026**

Line No.	Description (a)	Schedule (b)	Proposed Margin Rates					Line No.
			2026 (c)	2027 (d)	2028 (e)	2029 (f)	2030 (g)	
17	Core General Gas Service Basic Service Charge	GS-35/ GS-40	\$ 11.00	\$ 11.00	\$ 11.00	\$ 11.00	\$ 11.00	17
18	Transportation Service Charge Commodity Charge		\$ 780.00	\$ 780.00	\$ 780.00	\$ 780.00	\$ 780.00	18
19	First 100		\$ 1.05582	\$ 1.10377	\$ 1.11876	\$ 1.15154	\$ 1.18521	19
20	Next 500		\$ 0.76565	\$ 0.80042	\$ 0.81129	\$ 0.83506	\$ 0.85948	20
21	Next 2400		\$ 0.53353	\$ 0.55777	\$ 0.56534	\$ 0.58190	\$ 0.59892	21
22	Over 3000		\$ 0.27907	\$ 0.29175	\$ 0.29571	\$ 0.30437	\$ 0.31328	22
23	Core Natural Gas Service for Motor Vehicles Basic Service Charge	GS-50	\$ 25.00	\$ 25.00	\$ 25.00	\$ 25.00	\$ 25.00	23
24	Commodity Charge All Usage		\$ 0.17959	\$ 0.18726	\$ 0.18966	\$ 0.19491	\$ 0.20030	24
25	Core Internal Combustion Engine Gas Service Basic Service Charge	GS-60	\$ 25.00	\$ 25.00	\$ 25.00	\$ 25.00	\$ 25.00	25
26	Commodity Charge All Usage		\$ 0.42479	\$ 0.44623	\$ 0.45294	\$ 0.46759	\$ 0.48265	26
27	LUZ Solar Electric Generation Gas Service Basic Service Charge	GS-LUZ	\$ 0.00	\$ 0.00	\$ 0.00	\$ 0.00	\$ 0.00	27
28	Commodity Charge All Usage		\$ 0.00000	\$ 0.00000	\$ 0.00000	\$ 0.00000	\$ 0.00000	28
29	Core Small Electric Power Generation Gas Service Basic Service Charge	GS-66	\$ 25.00	\$ 25.00	\$ 25.00	\$ 25.00	\$ 25.00	29
30	Commodity Charge All Usage		\$ 0.43587	\$ 0.45446	\$ 0.46027	\$ 0.47297	\$ 0.48602	30
31	Noncore General Gas Transportation Service Basic Service Charge	GS-70	\$ 100.00	\$ 100.00	\$ 100.00	\$ 100.00	\$ 100.00	31
32	Transportation Service Charge Commodity Charge		\$ 780.00	\$ 780.00	\$ 780.00	\$ 780.00	\$ 780.00	32
33	All Usage		\$ 0.24077	\$ 0.25203	\$ 0.25555	\$ 0.26325	\$ 0.27116	33
34	City of Victorville Basic Service Charge	GS-VIC	\$ 11.00	\$ 11.00	\$ 11.00	\$ 11.00	\$ 11.00	34
35	Transportation Service Charge Commodity Charge		\$ 780.00	\$ 780.00	\$ 780.00	\$ 780.00	\$ 780.00	35
36	All Usage		\$ 0.40159	\$ 0.45651	\$ 0.47368	\$ 0.51122	\$ 0.54979	36

**SOUTHWEST GAS CORPORATION**  
**SOUTHERN CALIFORNIA RATE JURISDICTION**  
**CALCULATION OF PROPOSED MARGIN AND RATES BY CLASS POST TEST YEAR TWELVE MONTHS ENDED DECEMBER 31, 2027**

Line No.	Description (a)	Schedule No. (b)	Test Year Billing Units			Proposed Margin		Line No.
			Number of Bills (c)	Volumes		Rates (f)	Revenues (g)	
				Transport (d)	Sales (e)			
1	Primary Residential Gas Service Basic Service Charge	GS-10/ GS-12	1,775,361			\$ 5.75	\$ 10,208,326	1
2	Commodity Charge							
3	Baseline Quantities			45,841,885	45,841,885	\$ 1.44849	\$ 66,401,483	2
3	Tier II			20,555,042	20,555,042	\$ 1.66482	\$ 34,220,433	3
4	Total Primary Residential Gas Service		<u>1,775,361</u>	<u>66,396,927</u>	<u>66,396,927</u>		<u>\$ 110,830,242</u>	4
5	Residential Air Conditioning Gas Service Basic Service Charge	GS-11	0			\$ 5.00	\$ 0	5
6	Commodity Charge							
6	Baseline Quantities			0	0	\$ 1.44849	\$ 0	6
7	Tier II			0	0	\$ 1.66482	\$ 0	7
8	Air Conditioning			0	0	\$ 0.46751	\$ 0	8
9	Total Residential Air Conditioning Gas Service		<u>0</u>	<u>0</u>	<u>0</u>		<u>\$ 0</u>	9
10	Secondary Residential Gas Service Basic Service Charge	GS-15	77,541			\$ 6.00	\$ 465,246	10
11	Commodity Charge							
11	All Usage			2,496,891	2,496,891	\$ 1.99287	\$ 4,975,991	11
12	Total Secondary Residential Gas Service		<u>77,541</u>	<u>2,496,891</u>	<u>2,496,891</u>		<u>\$ 5,441,237</u>	12
13	Total Residential Gas Service		<u>1,852,902</u>	<u>68,893,818</u>	<u>68,893,818</u>		<u>\$ 116,271,479</u>	13
14	Multi-Family Master Metered Gas Service Basic Service Charge	GS-20	228			\$ 25.00	\$ 5,700	14
15	Commodity Charge							
15	Baseline Quantities			143,857	143,857	\$ 1.44849	\$ 208,375	15
16	Tier II			45,726	45,726	\$ 1.66482	\$ 76,126	16
17	Total Multi-Family Master Metered Gas Service		<u>228</u>	<u>189,583</u>	<u>189,583</u>		<u>\$ 290,201</u>	17
18	Multi-Family Master Metered Gas Service - Submetered Basic Service Charge	GS-25	216			\$ 25.00	\$ 5,400	18
19	Submeter Discount		14,556			\$ (13.64)	\$ (198,537)	19
20	Commodity Charge							
20	Baseline Quantities			336,356	336,356	\$ 1.44849	\$ 487,208	20
21	Tier II			2,416	2,416	\$ 1.66482	\$ 4,022	21
22	Total Multi- Fam Sub		<u>216</u>	<u>338,772</u>	<u>338,772</u>		<u>\$ 298,093</u>	22
23	Total Multi-Family Master Metered Gas Service		<u>444</u>	<u>528,355</u>	<u>528,355</u>		<u>\$ 588,294</u>	23
24	Core General Gas Service Basic Service Charge	GS-35/ GS-40	78,023			\$ 11.00	\$ 858,253	24
25	Transportation Service Charge		0			\$ 780.00	\$ 0	25
26	Commodity Charge							
26	First 100			3,439,200	3,439,200	\$ 1.10377	\$ 3,796,098	26
27	Next 500			6,160,303	6,160,303	\$ 0.80042	\$ 4,930,845	27
28	Next 2400			5,004,298	5,004,298	\$ 0.55777	\$ 2,791,223	28
29	Over 3000			4,960,699	4,960,699	\$ 0.29175	\$ 1,447,282	29
30	Total Core General Gas Service		<u>78,023</u>	<u>19,564,500</u>	<u>19,564,500</u>		<u>\$ 13,823,701</u>	30



**SOUTHWEST GAS CORPORATION**  
**SOUTHERN CALIFORNIA RATE JURISDICTION**  
**CALCULATION OF PROPOSED MARGIN AND RATES BY CLASS POST TEST YEAR TWELVE MONTHS ENDED DECEMBER 31, 2027**

Line No.	Description	Schedule No.	Test Year Billing Units			Proposed Margin		Line No.
			Number of Bills	Volumes		Rates	Revenues	
				Transport	Sales			
(a)	(b)	(c)	(d)	(e)	(f)	(g)		
31	Core Natural Gas Service for Motor Vehicles Basic Service Charge	GS-50	96			\$ 25.00	\$ 2,400	31
32	Commodity Charge All Usage			2,226,809	2,226,809	\$ 0.18726	\$ 416,996	32
33	Total Core Natural Gas Service for Motor Vehicles		96	2,226,809	2,226,809		\$ 419,396	33
34	Core Internal Combustion Engine Gas Service Basic Service Charge	GS-60	96			\$ 25.00	\$ 2,400	34
35	Commodity Charge All Usage			29,985	29,985	\$ 0.44623	\$ 13,380	35
36	Total Core Internal Combustion Engine Gas Service		96	29,985	29,985		\$ 15,780	36
37	LUZ Solar Electric Generation Gas Service Basic Service Charge	GS-LUZ	0			\$ 0.00	\$ 0	37
38	Commodity Charge All Usage			0	0	\$ 0.00000	\$ 0	38
39	Total LUZ Solar Electric Generation Gas Service		0	0	0		\$ 0	39
40	Core Small Electric Power Generation Gas Service Basic Service Charge	GS-66	240			\$ 25.00	\$ 6,000	40
41	Commodity Charge All Usage			3,707,206	3,707,206	\$ 0.45446	\$ 1,684,774	41
42	Total Core Small Electric Power Generation Gas Service		240	3,707,206	3,707,206		\$ 1,690,774	42
43	Noncore General Gas Transportation Service Basic Service Charge	GS-70	96			\$ 100.00	\$ 9,600	43
44	Transportation Service Charge		96			\$ 780.00	\$ 74,880	44
45	Commodity Charge All Usage			3,470,456	0	\$ 0.25203	\$ 874,660	45
46	Total Noncore General Gas Transportation Service		96	3,470,456	0		\$ 959,140	46
47	City of Victorville Basic Service Charge	GS-VIC	12			\$ 11.00	\$ 132	47
48	Transportation Service Charge		12			\$ 780.00	\$ 9,360	48
49	Commodity Charge All Usage			10,649	10,649	\$ 0.45651	\$ 4,861	49
50	Total City of Victorville		12	10,649	10,649		\$ 14,353	50
51	Total All Schedules		1,931,909	98,431,778	94,961,322		\$ 133,782,917	51
52	Special Contract Gas Service	G-T	12	44,097	0		\$ 3,691	52
53	Other Operating Revenues						\$ 1,856,540	53
54	Total Operating Revenue						\$ 135,643,148	54
55	Total Revenue Requirement						\$ 135,642,966	55
56	Over/Under Recovery						\$ 182	56
	check cell		0	0	0			

**SOUTHWEST GAS CORPORATION**  
**SOUTHERN CALIFORNIA RATE JURISDICTION**  
**CALCULATION OF PROPOSED MARGIN AND RATES BY CLASS POST TEST YEAR TWELVE MONTHS ENDED DECEMBER 31, 2028**

Line No.	Description (a)	Schedule No. (b)	Test Year Billing Units			Proposed Margin		Line No.
			Number of Bills (c)	Volumes		Rates (f)	Revenues (g)	
				Transport (d)	Sales (e)			
1	Primary Residential Gas Service Basic Service Charge	GS-10/ GS-12	1,775,361			\$ 5.75	\$ 10,208,326	1
2	Commodity Charge Baseline Quantities			45,841,885	45,841,885	\$ 1.46969	\$ 67,373,452	2
3	Tier II			20,555,042	20,555,042	\$ 1.68602	\$ 34,656,254	3
4	Total Primary Residential Gas Service		1,775,361	66,396,927	66,396,927		\$ 112,238,032	4
5	Residential Air Conditioning Gas Service Basic Service Charge	GS-11	0			\$ 5.00	\$ 0	5
6	Commodity Charge Baseline Quantities			0	0	\$ 1.46969	\$ 0	6
7	Tier II			0	0	\$ 1.68602	\$ 0	7
8	Air Conditioning			0	0	\$ 0.48352	\$ 0	8
9	Total Residential Air Conditioning Gas Service		0	0	0		\$ 0	9
10	Secondary Residential Gas Service Basic Service Charge	GS-15	77,541			\$ 6.00	\$ 465,246	10
11	Commodity Charge All Usage			2,496,891	2,496,891	\$ 2.02063	\$ 5,045,289	11
12	Total Secondary Residential Gas Service		77,541	2,496,891	2,496,891		\$ 5,510,535	12
13	Total Residential Gas Service		1,852,902	68,893,818	68,893,818		\$ 117,748,567	13
14	Multi-Family Master Metered Gas Service Basic Service Charge	GS-20	228			\$ 25.00	\$ 5,700	14
15	Commodity Charge Baseline Quantities			143,857	143,857	\$ 1.46969	\$ 211,425	15
16	Tier II			45,726	45,726	\$ 1.68602	\$ 77,095	16
17	Total Multi-Family Master Metered Gas Service		228	189,583	189,583		\$ 294,220	17
18	Multi-Family Master Metered Gas Service - Submetered Basic Service Charge	GS-25	216			\$ 25.00	\$ 5,400	18
19	Submeter Discount		14,556			\$ (13.64)	\$ (198,537)	19
20	Commodity Charge Baseline Quantities			336,356	336,356	\$ 1.46969	\$ 494,340	20
21	Tier II			2,416	2,416	\$ 1.68602	\$ 4,073	21
22	Total Muti- Fam Sub		216	338,772	338,772		\$ 305,276	22
23	Total Multi-Family Master Metered Gas Service		444	528,355	528,355		\$ 599,496	23
24	Core General Gas Service Basic Service Charge	GS-35/ GS-40	78,023			\$ 11.00	\$ 858,253	24
25	Transportation Service Charge Commodity Charge		0			\$ 780.00	\$ 0	25
26	First 100			3,439,200	3,439,200	\$ 1.11876	\$ 3,847,644	26
27	Next 500			6,160,303	6,160,303	\$ 0.81129	\$ 4,997,799	27
28	Next 2400			5,004,298	5,004,298	\$ 0.56534	\$ 2,829,124	28
29	Over 3000			4,960,699	4,960,699	\$ 0.29571	\$ 1,466,935	29
30	Total Core General Gas Service		78,023	19,564,500	19,564,500		\$ 13,999,755	30

**SOUTHWEST GAS CORPORATION**  
**SOUTHERN CALIFORNIA RATE JURISDICTION**  
**CALCULATION OF PROPOSED MARGIN AND RATES BY CLASS POST TEST YEAR TWELVE MONTHS ENDED DECEMBER 31, 2028**

Line No.	Description (a)	Schedule No. (b)	Test Year Billing Units		Proposed Margin		Line No.	
			Number of Bills (c)	Volumes Transport (d)      Sales (e)	Rates (f)	Revenues (g)		
31	Core Natural Gas Service for Motor Vehicles Basic Service Charge	GS-50	96			\$ 25.00	\$ 2,400	31
32	Commodity Charge All Usage			2,226,809	2,226,809	\$ 0.18966	\$ 422,338	32
33	Total Core Natural Gas Service for Motor Vehicles		96	2,226,809	2,226,809		\$ 424,738	33
34	Core Internal Combustion Engine Gas Service Basic Service Charge	GS-60	96			\$ 25.00	\$ 2,400	34
35	Commodity Charge All Usage			29,985	29,985	\$ 0.45294	\$ 13,581	35
36	Total Core Internal Combustion Engine Gas Service		96	29,985	29,985		\$ 15,981	36
37	LUZ Solar Electric Generation Gas Service Basic Service Charge	GS-LUZ	0			\$ 0.00	\$ 0	37
38	Commodity Charge All Usage			0	0	\$ 0.00000	\$ 0	38
39	Total LUZ Solar Electric Generation Gas Service		0	0	0		\$ 0	39
40	Core Small Electric Power Generation Gas Service Basic Service Charge	GS-66	240			\$ 25.00	\$ 6,000	40
41	Commodity Charge All Usage			3,707,206	3,707,206	\$ 0.46027	\$ 1,706,307	41
42	Total Core Small Electric Power Generation Gas Service		240	3,707,206	3,707,206		\$ 1,712,307	42
43	Noncore General Gas Transportation Service Basic Service Charge	GS-70	96			\$ 100.00	\$ 9,600	43
44	Transportation Service Charge Commodity Charge		96			\$ 780.00	\$ 74,880	44
45	All Usage			3,470,456	0	\$ 0.25555	\$ 886,875	45
46	Total Noncore General Gas Transportation Service		96	3,470,456	0		\$ 971,355	46
47	City of Victorville Basic Service Charge	GS-VIC	12			\$ 11.00	\$ 132	47
48	Transportation Service Charge Commodity Charge		12			\$ 780.00	\$ 9,360	48
49	All Usage			10,649	10,649	\$ 0.47368	\$ 5,044	49
50	Total City of Victorville		12	10,649	10,649		\$ 14,536	50
51	Total All Schedules		1,931,909	98,431,778	94,961,322		\$ 135,486,735	51
52	Special Contract Gas Service	G-T	12	44,097	0		\$ 3,691	52
53	Other Operating Revenues						\$ 1,880,185	53
54	Total Operating Revenue						\$ 137,370,610	54
55	Total Revenue Requirement						\$ 137,370,427	55
56	Over/Under Recovery						\$ 183	56

**SOUTHWEST GAS CORPORATION**  
**SOUTHERN CALIFORNIA RATE JURISDICTION**  
**CALCULATION OF PROPOSED MARGIN AND RATES BY CLASS POST TEST YEAR TWELVE MONTHS ENDED DECEMBER 31, 2029**

Line No.	Description (a)	Schedule No. (b)	Test Year Billing Units		Proposed Margin		Line No.	
			Number of Bills (c)	Volumes Transport (d) Sales (e)	Rates (f)	Revenues (g)		
1	Primary Residential Gas Service Basic Service Charge	GS-10/ GS-12	1,775,361			\$ 5.75	\$ 10,208,326	1
2	Commodity Charge Baseline Quantities			45,841,885	45,841,885	\$ 1.51606	\$ 69,498,996	2
3	Tier II			20,555,042	20,555,042	\$ 1.73239	\$ 35,609,327	3
4	Total Primary Residential Gas Service		1,775,361	66,396,927	66,396,927		\$ 115,316,649	4
5	Residential Air Conditioning Gas Service Basic Service Charge	GS-11	0			\$ 5.00	\$ 0	5
6	Commodity Charge Baseline Quantities			0	0	\$ 1.51606	\$ 0	6
7	Tier II			0	0	\$ 1.73239	\$ 0	7
8	Air Conditioning			0	0	\$ 0.49997	\$ 0	8
9	Total Residential Air Conditioning Gas Service		0	0	0		\$ 0	9
10	Secondary Residential Gas Service Basic Service Charge	GS-15	77,541			\$ 6.00	\$ 465,246	10
11	Commodity Charge All Usage			2,496,891	2,496,891	\$ 2.08132	\$ 5,196,833	11
12	Total Secondary Residential Gas Service		77,541	2,496,891	2,496,891		\$ 5,662,079	12
13	Total Residential Gas Service		1,852,902	68,893,818	68,893,818		\$ 120,978,728	13
14	Multi-Family Master Metered Gas Service Basic Service Charge	GS-20	228			\$ 25.00	\$ 5,700	14
15	Commodity Charge Baseline Quantities			143,857	143,857	\$ 1.51606	\$ 218,096	15
16	Tier II			45,726	45,726	\$ 1.73239	\$ 79,215	16
17	Total Multi-Family Master Metered Gas Service		228	189,583	189,583		\$ 303,011	17
18	Multi-Family Master Metered Gas Service - Submetered Basic Service Charge	GS-25	216			\$ 25.00	\$ 5,400	18
19	Submeter Discount		14,556			\$ (13.64)	\$ (198,537)	19
20	Commodity Charge Baseline Quantities			336,356	336,356	\$ 1.51606	\$ 509,935	20
21	Tier II			2,416	2,416	\$ 1.73239	\$ 4,185	21
22	Total Muti- Fam Sub		216	338,772	338,772		\$ 320,983	22
23	Total Multi-Family Master Metered Gas Service		444	528,355	528,355		\$ 623,994	23
24	Core General Gas Service Basic Service Charge	GS-35/ GS-40	78,023			\$ 11.00	\$ 858,253	24
25	Transportation Service Charge Commodity Charge		0			\$ 780.00	\$ 0	25
26	First 100			3,439,200	3,439,200	\$ 1.15154	\$ 3,960,368	26
27	Next 500			6,160,303	6,160,303	\$ 0.83506	\$ 5,144,219	27
28	Next 2400			5,004,298	5,004,298	\$ 0.58190	\$ 2,912,008	28
29	Over 3000			4,960,699	4,960,699	\$ 0.30437	\$ 1,509,911	29
30	Total Core General Gas Service		78,023	19,564,500	19,564,500		\$ 14,384,759	30

**SOUTHWEST GAS CORPORATION**  
**SOUTHERN CALIFORNIA RATE JURISDICTION**  
**CALCULATION OF PROPOSED MARGIN AND RATES BY CLASS POST TEST YEAR TWELVE MONTHS ENDED DECEMBER 31, 2029**

Line No.	Description (a)	Schedule No. (b)	Test Year Billing Units			Proposed Margin		Line No.
			Number of Bills (c)	Transport Volumes (d)	Sales Volumes (e)	Rates (f)	Revenues (g)	
31	Core Natural Gas Service for Motor Vehicles Basic Service Charge	GS-50	96			\$ 25.00	\$ 2,400	31
32	Commodity Charge All Usage			2,226,809	2,226,809	\$ 0.19491	\$ 434,018	32
33	Total Core Natural Gas Service for Motor Vehicles		96	2,226,809	2,226,809		\$ 436,418	33
34	Core Internal Combustion Engine Gas Service Basic Service Charge	GS-60	96			\$ 25.00	\$ 2,400	34
35	Commodity Charge All Usage			29,985	29,985	\$ 0.46759	\$ 14,021	35
36	Total Core Internal Combustion Engine Gas Service		96	29,985	29,985		\$ 16,421	36
37	LUZ Solar Electric Generation Gas Service Basic Service Charge	GS-LUZ	0			\$ 0.00	\$ 0	37
38	Commodity Charge All Usage			0	0	\$ 0.00000	\$ 0	38
39	Total LUZ Solar Electric Generation Gas Service		0	0	0		\$ 0	39
40	Core Small Electric Power Generation Gas Service Basic Service Charge	GS-66	240			\$ 25.00	\$ 6,000	40
41	Commodity Charge All Usage			3,707,206	3,707,206	\$ 0.47297	\$ 1,753,397	41
42	Total Core Small Electric Power Generation Gas Service		240	3,707,206	3,707,206		\$ 1,759,397	42
43	Noncore General Gas Transportation Service Basic Service Charge	GS-70	96			\$ 100.00	\$ 9,600	43
44	Transportation Service Charge Commodity Charge		96			\$ 780.00	\$ 74,880	44
45	All Usage			3,470,456	0	\$ 0.26325	\$ 913,588	45
46	Total Noncore General Gas Transportation Service		96	3,470,456	0		\$ 998,068	46
47	City of Victorville Basic Service Charge	GS-VIC	12			\$ 11.00	\$ 132	47
48	Transportation Service Charge Commodity Charge		12			\$ 780.00	\$ 9,360	48
49	All Usage			10,649	10,649	\$ 0.51122	\$ 5,444	49
50	Total City of Victorville		12	10,649	10,649		\$ 14,936	50
51	Total All Schedules		1,931,909	98,431,778	94,961,322		\$ 139,212,721	51
52	Special Contract Gas Service	G-T	12	44,097	0		\$ 3,691	52
53	Other Operating Revenues						\$ 1,931,891	53
54	Total Operating Revenue						\$ 141,148,303	54
55	Total Revenue Requirement						\$ 141,148,114	55
56	Over/Under Recovery						\$ 189	56

**SOUTHWEST GAS CORPORATION**  
**SOUTHERN CALIFORNIA RATE JURISDICTION**  
**CALCULATION OF PROPOSED MARGIN AND RATES BY CLASS POST TEST YEAR TWELVE MONTHS ENDED DECEMBER 31, 2030**

Line No.	Description (a)	Schedule No. (b)	Test Year Billing Units			Proposed Margin		Line No.
			Number of Bills (c)	Transport (d)	Sales (e)	Rates (f)	Revenues (g)	
1	Primary Residential Gas Service Basic Service Charge	GS-10/ GS-12	1,775,361			\$ 5.75	\$ 10,208,326	1
2	Commodity Charge Baseline Quantities			45,841,885	45,841,885	\$ 1.56370	\$ 71,682,936	2
3	Tier II			20,555,042	20,555,042	\$ 1.78003	\$ 36,588,583	3
4	Total Primary Residential Gas Service		<u>1,775,361</u>	<u>66,396,927</u>	<u>66,396,927</u>		<u>\$ 118,479,845</u>	4
5	Residential Air Conditioning Gas Service Basic Service Charge	GS-11	0			\$ 5.00	\$ 0	5
6	Commodity Charge Baseline Quantities			0	0	\$ 1.56370	\$ 0	6
7	Tier II			0	0	\$ 1.78003	\$ 0	7
8	Air Conditioning			0	0	\$ 0.51687	\$ 0	8
9	Total Residential Air Conditioning Gas Service		<u>0</u>	<u>0</u>	<u>0</u>		<u>\$ 0</u>	9
10	Secondary Residential Gas Service Basic Service Charge	GS-15	77,541			\$ 6.00	\$ 465,246	10
11	Commodity Charge All Usage			2,496,891	2,496,891	\$ 2.14368	\$ 5,352,540	11
12	Total Secondary Residential Gas Service		<u>77,541</u>	<u>2,496,891</u>	<u>2,496,891</u>		<u>\$ 5,817,786</u>	12
13	Total Residential Gas Service		<u>1,852,902</u>	<u>68,893,818</u>	<u>68,893,818</u>		<u>\$ 124,297,631</u>	13
14	Multi-Family Master Metered Gas Service Basic Service Charge	GS-20	228			\$ 25.00	\$ 5,700	14
15	Commodity Charge Baseline Quantities			143,857	143,857	\$ 1.56370	\$ 224,949	15
16	Tier II			45,726	45,726	\$ 1.78003	\$ 81,394	16
17	Total Multi-Family Master Metered Gas Service		<u>228</u>	<u>189,583</u>	<u>189,583</u>		<u>\$ 312,043</u>	17
18	Multi-Family Master Metered Gas Service - Submetered Basic Service Charge	GS-25	216			\$ 25.00	\$ 5,400	18
19	Submeter Discount		14,556			\$ (13.64)	\$ (198,537)	19
20	Commodity Charge Baseline Quantities			336,356	336,356	\$ 1.56370	\$ 525,960	20
21	Tier II			2,416	2,416	\$ 1.78003	\$ 4,301	21
22	Total Multi-Fam Sub		<u>216</u>	<u>338,772</u>	<u>338,772</u>		<u>\$ 337,124</u>	22
23	Total Multi-Family Master Metered Gas Service		<u>444</u>	<u>528,355</u>	<u>528,355</u>		<u>\$ 649,167</u>	23
24	Core General Gas Service Basic Service Charge	GS-35/ GS-40	78,023			\$ 11.00	\$ 858,253	24
25	Transportation Service Charge		0			\$ 780.00	\$ 0	25
26	Commodity Charge First 100			3,439,200	3,439,200	\$ 1.18521	\$ 4,076,188	26
27	Next 500			6,160,303	6,160,303	\$ 0.85948	\$ 5,294,661	27
28	Next 2400			5,004,298	5,004,298	\$ 0.59892	\$ 2,997,170	28
29	Over 3000			4,960,699	4,960,699	\$ 0.31328	\$ 1,554,068	29
30	Total Core General Gas Service		<u>78,023</u>	<u>19,564,500</u>	<u>19,564,500</u>		<u>\$ 14,780,340</u>	30

**SOUTHWEST GAS CORPORATION**  
**SOUTHERN CALIFORNIA RATE JURISDICTION**  
**CALCULATION OF PROPOSED MARGIN AND RATES BY CLASS POST TEST YEAR TWELVE MONTHS ENDED DECEMBER 31, 2030**

Line No.	Description (a)	Schedule No. (b)	Test Year Billing Units			Proposed Margin		Line No.
			Number of Bills (c)	Transport Volumes (d)	Sales Volumes (e)	Rates (f)	Revenues (g)	
31	Core Natural Gas Service for Motor Vehicles Basic Service Charge	GS-50	96			\$ 25.00	\$ 2,400	31
32	Commodity Charge All Usage			2,226,809	2,226,809	\$ 0.20030	\$ 446,020	32
33	Total Core Natural Gas Service for Motor Vehicles		96	2,226,809	2,226,809		\$ 448,420	33
34	Core Internal Combustion Engine Gas Service Basic Service Charge	GS-60	96			\$ 25.00	\$ 2,400	34
35	Commodity Charge All Usage			29,985	29,985	\$ 0.48265	\$ 14,472	35
36	Total Core Internal Combustion Engine Gas Service		96	29,985	29,985		\$ 16,872	36
37	LUZ Solar Electric Generation Gas Service Basic Service Charge	GS-LUZ	0			\$ 0.00	\$ 0	37
38	Commodity Charge All Usage			0	0	\$ 0.00000	\$ 0	38
39	Total LUZ Solar Electric Generation Gas Service		0	0	0		\$ 0	39
40	Core Small Electric Power Generation Gas Service Basic Service Charge	GS-66	240			\$ 25.00	\$ 6,000	40
41	Commodity Charge All Usage			3,707,206	3,707,206	\$ 0.48602	\$ 1,801,780	41
42	Total Core Small Electric Power Generation Gas Service		240	3,707,206	3,707,206		\$ 1,807,780	42
43	Noncore General Gas Transportation Service Basic Service Charge	GS-70	96			\$ 100.00	\$ 9,600	43
44	Transportation Service Charge Commodity Charge		96			\$ 780.00	\$ 74,880	44
45	All Usage			3,470,456	0	\$ 0.27116	\$ 941,035	45
46	Total Noncore General Gas Transportation Service		96	3,470,456	0		\$ 1,025,515	46
47	City of Victorville Basic Service Charge	GS-VIC	12			\$ 11.00	\$ 132	47
48	Transportation Service Charge Commodity Charge		12			\$ 780.00	\$ 9,360	48
49	All Usage			10,649	10,649	\$ 0.54979	\$ 5,855	49
50	Total City of Victorville		12	10,649	10,649		\$ 15,347	50
51	Total All Schedules		1,931,909	98,431,778	94,961,322		\$ 143,041,072	51
52	Special Contract Gas Service	G-T	12	44,097	0		\$ 3,691	52
53	Other Operating Revenues						\$ 1,985,018	53
54	Total Operating Revenue						\$ 145,029,781	54
55	Total Revenue Requirement						\$ 145,029,687	55
56	Over/Under Recovery						\$ 94	56

**CHAPTER 23**  
**Proxy Statement**

**Company Witness:**  
**Justin L. Forsberg**





**Southwest Gas**™  
**HOLDINGS**

# 2024 Proxy Statement

Notice of 2024 Annual Meeting of Stockholders  
To Be Held on May 2, 2024

March 18, 2024



**Southwest Gas**<sup>™</sup>  
HOLDINGS

Dear Stockholder:

You are cordially invited to the Annual Meeting of Stockholders of Southwest Gas Holdings, Inc. scheduled to be held on May 2, 2024 at 8:30 a.m. PDT in a completely virtual format. Please see page 1 of the Proxy Statement for instructions regarding access to the virtual Annual Meeting.

The Notice of Annual Meeting of Stockholders and the Proxy Statement contain details of the business to be conducted at the Annual Meeting. Your Board of Directors asks you to support the Board of Directors' director nominees and to follow its recommendations with respect to the other proposals set forth in the Proxy Statement.

It is important that your shares are represented and voted at the meeting regardless of the number of shares you own and whether or not you plan to attend. Accordingly, we request you vote, as instructed in the Notice of Internet Availability of Proxy Materials or Proxy Card, online, as promptly as possible. If you received only a notice in the mail or by email, you may also request a paper Proxy Card to submit your vote by mail, if you prefer. However, we encourage you to vote online or by telephone because it is more convenient, conserves natural resources and reduces printing costs and postage fees.

Your interest and participation in the affairs of our Company are greatly appreciated.

Sincerely yours,

Karen S. Haller  
President and Chief Executive Officer



## NOTICE OF ANNUAL MEETING OF STOCKHOLDERS

March 18, 2024





NOTICE IS HEREBY GIVEN that the Annual Meeting of Stockholders of Southwest Gas Holdings, Inc. (“we,” “us,” “our,” or the “Company”) will be held on May 2, 2024, at 8:30 a.m. PDT in a completely virtual format, for the following purposes:

- (1) To elect eleven directors of the Company;
- (2) To approve, on a non-binding, advisory basis, the Company’s executive compensation;
- (3) To approve the Company’s 2024 Omnibus Incentive Plan;
- (4) To approve the Company’s Tax-Free Spin Protection Plan;
- (5) To ratify the selection of PricewaterhouseCoopers LLP as the independent registered public accounting firm for the Company for fiscal year 2024; and
- (6) To transact such other business as may properly come before the meeting or any adjournment thereof.

The Board of Directors of the Company established March 4, 2024 as the record date for the determination of stockholders entitled to vote at the Annual Meeting and to receive notice thereof.

### HOW TO VOTE

Please review the proxy statement and vote, at your earliest convenience, using any of the following methods:

-  Call the phone number listed on your Proxy Card to vote **BY TELEPHONE**.
-  Visit the website listed on your Proxy Card to vote **ONLINE**.
-  Sign, date and return your Proxy Card in the provided postage-paid envelope to vote **BY MAIL**.
-  Access the virtual meeting to vote by ballot. See “How Do I Attend the Annual Meeting?” (page 1) for instructions.

**Your vote is very important. Please submit your proxy even if you plan to attend the Annual Meeting virtually, so that if you are unable to attend the Annual Meeting your shares can still be voted. Voting now will not limit your right to change your vote or to attend the Annual Meeting.** If you attend the Annual Meeting virtually and decide to vote by ballot at the Annual Meeting, such vote will revoke any prior proxy you may have submitted. If your shares are held in the name of a bank, broker or other holder of record, you may vote at the Annual Meeting only if you provide a legal proxy from such bank, broker or other holder of record.

By Order of the Board of Directors,



Thomas E. Moran  
Vice President, General Counsel and Corporate Secretary

**Important Notice Regarding the Availability of Proxy Materials for the Stockholder Meeting to be held on May 2, 2024:** Pursuant to rules promulgated by the U.S. Securities and Exchange Commission (“SEC”), we have elected to provide access to our proxy materials by notifying you of the availability of our proxy materials on the internet. On or about March 18, 2024, an important Notice Regarding the Availability of Proxy Materials (the “Notice of Internet Availability”) will be sent to our stockholders of record, and a paper copy of the proxy materials will be sent to Employee Investment Plan participants and those stockholders of record who have requested a paper copy. Brokers and other nominees who hold shares on behalf of beneficial owners will be sending their own similar notice regarding availability of proxy materials. In accordance with SEC rules, you may access our proxy materials and 2023 Annual Report to Stockholders at [www.swgasholdings.com/proxymaterials](http://www.swgasholdings.com/proxymaterials), which provides for anonymous access. The Notice of Internet Availability also includes instructions for stockholders to request, at no charge, a printed copy of the proxy materials.

**Important Notice Regarding the Virtual Annual Meeting:** The virtual format of the Annual Meeting ensures that stockholders are afforded the same rights and opportunities to participate as they would have at an in-person meeting, using online tools to ensure stockholder access and participation. For more information about the virtual Annual Meeting, see “General Information” in this Proxy Statement.

[THIS PAGE INTENTIONALLY LEFT BLANK]

## TABLE OF CONTENTS

	Page		Page
Invitation to 2024 Annual Meeting of Stockholders		Outstanding Equity Awards at Fiscal Year-End 2023	50
Notice of Annual Meeting of Stockholders		Stock Vested During 2023	51
<b>Proxy Statement</b>	1	Pension Benefits	51
General Information	1	Nonqualified Deferred Compensation (2023)	52
Governance of the Company	6	Post-Termination Benefits	53
Board of Directors	6	Pay Ratio Disclosure	56
Board Leadership Structure	6	Pay Versus Performance	57
Cooperation Agreement	7	Director Compensation	64
Risk Oversight	7	2023 Director Compensation Table	64
Analysis of Risk in Company Executive Compensation Policies	8	Director Compensation Narrative	64
Cybersecurity Oversight	8	<b>Proposal 2 – Advisory Vote To Approve the Company’s Executive Compensation</b>	66
ESG Practices and Oversight	8	<b>Proposal 3 – Approval of the Company’s 2024 Omnibus Incentive Plan</b>	67
Committees of the Board	11	<b>Proposal 4 – Approval of the Company’s Tax-Free Spin Protection Plan</b>	78
Selection of Directors	12	<b>Audit Committee Information</b>	81
Board Evaluation and Director Succession Planning	13	<b>Proposal 5 – Selection of Independent Registered Public Accounting Firm</b>	81
Stockholder Engagement	13	Audit Committee Report	83
Majority Voting Policy	14	Submission of Stockholder Proposals	84
Transactions with Related Persons	14	Other Matters to Come Before the Meeting	84
Compensation Committee Interlocks and Insider Participation	15	Appendix A – 2024 Omnibus Incentive Plan	85
Director Attendance at Annual Meetings	15	Appendix B – Tax-Free Spin Protection Plan	98
Communications with Directors	15		
Executive Officers	16		
Securities Ownership by Directors, Director Nominees, Executive Officers, and Certain Beneficial Owners	17		
<b>Proposal 1 – Election of Directors</b>	19		
General	19		
Vote Required	19		
Names, Qualifications and Reasons for Selection of Nominees	19		
<b>Executive Compensation</b>	27		
Compensation Discussion and Analysis	27		
Executive Summary	27		
Compensation Program Objectives, Key Considerations and Principles	29		
Compensation Program Administration	30		
How We Determine Amounts Paid For Each Element of Compensation	30		
Consideration of 2023 Say-on-Pay Vote	31		
Details of Compensation Program	32		
Directors and Officers Share Ownership Guidelines	44		
Pledging, Hedging and Other Transactions in Company Securities	44		
Policies and Practices Regarding Equity Grants	45		
Clawback Policy	45		
Compensation Committee Report	46		
Executive Compensation Tables	47		
Summary Compensation Table (2023, 2022 and 2021)	47		
Grants of Plan-Based Awards (2023)	49		

[THIS PAGE INTENTIONALLY LEFT BLANK]



## PROXY STATEMENT

### ANNUAL MEETING OF STOCKHOLDERS

To Be Held on May 2, 2024

#### GENERAL INFORMATION

We are providing these proxy materials to you in connection with the solicitation of proxies by the Board of Directors (the "Board") of Southwest Gas Holdings, Inc. ("we," "us," "our," or the "Company") for the 2024 Annual Meeting of Stockholders (the "Annual Meeting") and for any adjournment or postponement of the Annual Meeting. The Annual Meeting will be held in a completely virtual format on May 2, 2024 at 8:30 a.m. PDT.

We are sending a Notice of Internet Availability of Proxy Materials and making this Proxy Statement, a form of Proxy Card and our 2023 Annual Report to Stockholders available to stockholders on our website at [www.swgasholdings.com/proxymaterials](http://www.swgasholdings.com/proxymaterials) on or about March 18, 2024. We also will be mailing these materials to Employee Investment Plan participants, and to those stockholders who request paper or e-mail copies of the proxy materials, on or about March 18, 2024.

#### What is the purpose of the Annual Meeting?

At the Annual Meeting, stockholders will act upon the matters outlined in the Notice of Annual Meeting of Stockholders and described in these materials, including:

- The election of eleven directors of the Company;
- The approval, on a non-binding, advisory basis, of the Company's executive compensation;
- The approval of the Company's 2024 Omnibus Incentive Plan;
- The approval of the Company's Tax-Free Spin Protection Plan;
- The ratification of the selection of PricewaterhouseCoopers LLP as the independent registered public accounting firm for the Company for fiscal year 2024; and
- The transaction of such other business as may properly come before the meeting or any adjournment thereof.

#### How do I attend the Annual Meeting?

The Annual Meeting will be a completely virtual meeting of stockholders. You can attend the Annual Meeting online, where you will be able to listen to the meeting live, submit questions and vote online, as long as you have pre-registered. Attendance at the Annual Meeting will be limited to stockholders of the Company as of March 4, 2024, the record date for the Annual Meeting, and guests of the Company. You will not be able to attend the Annual Meeting in person at a physical location.

In order to attend the virtual Annual Meeting, you will need to pre-register at least two hours before the Annual Meeting begins. To pre-register for the meeting, please go to <https://register.proxypush.com/swx>. You will need the control number found on the upper right-hand corner of the Proxy Card included in the proxy materials. After registering, you will receive a confirmation email. Approximately one hour prior to the start time of the meeting, you will receive another email containing a unique link providing access to the virtual Annual Meeting. The Annual Meeting will begin promptly at 8:30 a.m. PDT. Online access to the meeting will open at 8:15 a.m. PDT to allow time for stockholders to log-in and test their equipment. A countdown waiting page will be shown if you log-in before 8:15 a.m. PDT. All emails will be sent to the email address you provide during pre-registration. You will need the latest version of Chrome, Safari, Internet Explorer, Edge or Firefox. Please test your internet browser before the Annual Meeting to ensure compatibility. A toll-free phone number will be provided to access technical support for the virtual Annual Meeting.

**Technical Disruptions.** In the event of any technical disruptions or connectivity issues during the course of the Annual Meeting, please allow for some time for the meeting website to refresh automatically, and/or for the meeting operator to provide verbal updates.

**Stockholder List.** As required by Delaware law, we will make available a list of registered stockholders as of the record date for inspection by stockholders for any purpose germane to the Annual Meeting from April 22, 2024 through May 2, 2024 at our headquarters located at 8360 S. Durango Dr., Las Vegas, Nevada. If you wish to inspect the list, please submit your request, along with proof of ownership, by email to SWX@swgas.com. As required by our Bylaws, the stockholder list will also be available electronically on the meeting website during the live webcast of the Annual Meeting.

**Voting by Ballot at the Annual Meeting.** Although the meeting webcast will begin at 8:30 a.m. PDT on May 2, 2024, we encourage you to access the meeting site 15 minutes prior to the start time to allow ample time to log into the meeting webcast and test your computer system.

For street name stockholders who wish to vote by ballot at the Annual Meeting, you must also provide a legal proxy from your broker, bank or other custodian when submitting your ballot before the polls close at the Annual Meeting. Any voting instruction form you receive in connection with the Annual Meeting is not a legal proxy. Please also note that if you do request a legal proxy from your broker, bank or other agent, the issuance of the legal proxy will invalidate any prior voting instructions you have given and will prevent you from giving any further voting instructions to your broker, bank or custodian to vote on your behalf. Consequently, you will only be able to vote by ballot at the Annual Meeting or by submitting a validly executed Proxy Card together with your legal proxy in advance of the Annual Meeting. Your legal proxy, in electronic form (PDF, JPEG, GIF or PNG file format), must be submitted along with your ballot before the polls close at the Annual Meeting in order for your vote by ballot to count. Multiple legal proxies must be combined into one document for uploading at the Annual Meeting.

## How can I submit questions prior to and during the Annual Meeting?

---

Prior to the Annual Meeting, stockholders may submit questions pertaining to the business of the meeting by emailing the Company's Corporate Secretary, Thomas Moran, at: SWX@swgas.com. During the Annual Meeting, as well as 15 minutes prior to the start time, stockholders will also be able to submit questions through the online platform used for the Annual Meeting. As has been the case at prior Annual Meetings of Stockholders, the Company will respond to questions during the meeting or shortly after the meeting on our website as applicable. We will endeavor to answer as many questions submitted by stockholders as time permits. We reserve the right to edit questions to remove inappropriate language and to exclude questions regarding topics that are not pertinent to meeting matters. If we receive substantially similar questions, we may group such questions together and provide a single response.

## Who is entitled to vote at the Annual Meeting?

---

Only stockholders of record at the close of business on March 4, 2024, the record date for the Annual Meeting, are entitled to receive notice of and to vote at the Annual Meeting. If you are a stockholder of record on that date, you are entitled to vote all of the shares that you held on that date at the Annual Meeting, or any adjournment or postponement of the Annual Meeting. No dissenters' rights are provided under the Delaware General Corporation Law, our Articles of Incorporation, or our Bylaws with respect to any of the proposals described in this Proxy Statement.

## How many votes do I have?

---

You have one vote for each share of the Company's common stock ("Common Stock") you owned as of the record date for the Annual Meeting.

## How do I vote?

---

If your shares are registered directly in your name, you are the holder of record of those shares and can vote your shares either by proxy, whether or not you attend the virtual Annual Meeting, or by ballot by attending the virtual Annual Meeting. **Whether or not you plan to attend the virtual Annual Meeting, we encourage you to submit your proxy promptly to ensure that your votes are counted.** You may still attend the virtual Annual Meeting and vote by ballot even if you have already submitted a proxy.



Stockholders have a choice of voting online, by telephone, by mail, or at the Annual Meeting:

- If you received a printed copy of the proxy materials, please follow the instructions on your proxy card or voter instruction form. Your proxy card or voter instruction form provides information on how to vote.
- If you received a Notice of Internet Availability, please follow the instructions on the notice. The Notice of Internet Availability provides information on how to vote.
- If you received an e-mail notification, please click on the link provided in the e-mail notification and follow the instructions on how to vote.

If you hold your shares in a brokerage account or through a bank or other holder of record, you are the beneficial owner of the shares, and the shares are held in “street name.” Your broker, bank or other holder of record (collectively referred to as “broker”) is sending these proxy materials to you. As the beneficial owner, you have the right to direct your broker how to vote by following the instructions provided by your broker, or to obtain a legal proxy from your broker in order to vote by ballot at the virtual Annual Meeting.

If you hold your shares indirectly in the Southwest Gas Corporation Employees’ Investment Plan (the “EIP”), you have the right to direct the EIP trustee how to vote your shares by following the instructions from the EIP trustee accompanying the Proxy Statement. Please note that the EIP trustee must receive your vote directions by no later than April 29, 2024. If you do not timely direct the EIP trustee how to vote your shares, then the EIP trustee will vote your shares in the same proportion as the shares for which timely instructions were received from other EIP participants. EIP Participants may not vote their EIP shares by ballot at the Annual Meeting.

### **Can I revoke or change my vote?**

---

Yes, a record holder can revoke or change a vote at any time prior to the voting of shares at the Annual Meeting by (a) casting a new vote by telephone or online; (b) sending a new Proxy Card with a later date; (c) sending a written notice of revocation that is received on or prior to May 1, 2024, by mail to EQ Shareowner Services, Southwest Gas Holdings, Inc. P.O. Box 64945, Saint Paul, MN 55164-0945; or (d) voting by ballot at the virtual Annual Meeting. If a broker, bank, trustee or other nominee holds your shares, you must contact them in order to find out how to change your vote.

### **What are the Board’s recommendations?**

---

The Board’s recommendations are set forth within the description of each proposal in this Proxy Statement. In summary, the Board recommends a vote:

- FOR the election of the slate of directors nominated by the Board (see Proposal 1);
- FOR the approval, on a non-binding, advisory basis, of the Company’s executive compensation (see Proposal 2);
- FOR the approval of the Company’s 2024 Omnibus Incentive Plan (see Proposal 3);
- FOR the approval of the Company’s Tax-Free Spin Protection Plan (see Proposal 4); and
- FOR the ratification of the selection of PricewaterhouseCoopers LLP as the Company’s independent registered public accounting firm for fiscal year 2024 (see Proposal 5).

### **How many votes must be present to hold the Annual Meeting?**

---

In order to conduct business at the Annual Meeting, the holders of a majority of the shares of Common Stock entitled to vote must be present at the meeting. Shares are counted as present at the meeting if (i) you are present online and vote at the meeting, or (ii) you have properly and timely submitted your proxy as described above under “How do I attend the Annual Meeting?” This is called a quorum. As of the close of business on March 4, 2024, 71,633,815 shares of Common Stock were outstanding and entitled to vote; therefore, a quorum will be established by the presence of 35,816,909 shares by virtual attendance or by proxy at the Annual Meeting. Proxies received but marked as abstentions and any broker non-votes will be included in the calculation of the votes considered to be present at the meeting.

### **What is a “broker non-vote”?**

---

A “broker non-vote” occurs when a broker lacks discretionary authority to vote on a “non-routine” proposal and a beneficial owner fails to give the broker voting instructions on that matter. The rules of the New York Stock Exchange (“NYSE”) determine whether matters presented at the Annual Meeting are “routine” or “non-routine” in nature. The

election of directors is considered a “non-routine” matter. Similarly, the advisory vote to approve the Company’s executive compensation and the votes to approve the Company’s 2024 Omnibus Incentive Plan and Tax-Free Spin Protection Plan are considered “non-routine” matters. Therefore, beneficial owners who hold their shares in street name must provide voting instructions to their brokers in order for their broker to vote their shares on these matters. As a result, if you do not instruct your broker on how to vote your shares, then your shares will not be voted on these proposals. We urge you to instruct your broker about how you wish your shares to be voted. The ratification of the selection of PricewaterhouseCoopers LLP as the Company’s independent registered public accounting firm for fiscal year 2024 is considered a “routine” matter, and brokers will have discretionary authority to vote on this matter without any instruction from the beneficial owners.

## What vote is required to approve each Proposal?

---

The eleven nominees for director who receive the highest number of votes “FOR” their election will be elected as directors. This is called a “plurality vote.” However, our Board has adopted a majority voting policy, which is reflected in our Corporate Governance Guidelines. Pursuant to this policy, any director who receives a greater number of votes “WITHHELD” from his or her election than votes “FOR” his or her election must promptly submit his or her resignation to the Board following the certification of the election results. For more details of our majority voting policy, see “Governance of the Company - Majority Voting Policy” below. The affirmative vote of a majority of shares of Common Stock represented and voting at a duly held Annual Meeting at which a quorum is present (which shares of Common Stock voting affirmatively also constitute at least a majority of the required quorum) is necessary to ratify PricewaterhouseCoopers LLP’s selection as the independent registered public accounting firm for the Company for fiscal year 2024 and to approve, on an advisory basis, the Company’s executive compensation. Although the result of the vote to approve executive compensation is non-binding, the Board will consider the outcome of the vote when making future executive compensation decisions. The affirmative vote of a majority of the votes cast by holders of shares of Common Stock that are present virtually or by proxy at the Annual Meeting is necessary to approve the Company’s 2024 Omnibus Incentive Plan and the Tax-free Spin Protection Plan.

## How are my votes counted?

---

- **Election of Directors:** You may vote “FOR ALL,” or “WITHHOLD ALL,” or “FOR ALL EXCEPT.” If you mark “FOR ALL,” your votes will be counted for all of the director nominees. Abstentions and any broker non-votes will not be counted as votes cast and will, therefore, have no effect on the election of directors.
- **Advisory Vote to Approve Executive Compensation:** You may vote “FOR,” “AGAINST,” or “ABSTAIN” with respect to the advisory vote to approve the Company’s executive compensation. The result of this vote is non-binding. However, the Board will consider the outcome of the vote when making future executive compensation decisions. Abstentions and any broker non-votes will not be counted as votes cast and will, therefore, have no effect on the outcome of this proposal.
- **Vote to Approve the Company’s 2024 Omnibus Incentive Plan:** You may vote “FOR,” “AGAINST,” or “ABSTAIN” with respect to the vote on approval of the Company’s 2024 Omnibus Incentive Plan. Abstentions and any broker non-votes will not be counted as votes cast and will, therefore, have no effect on the outcome of this proposal.
- **Vote to Approve the Company’s Tax-Free Spin Protection Plan:** You may vote “FOR,” “AGAINST,” or “ABSTAIN” with respect to the vote on approval of the Company’s Tax-Free Spin Protection Plan. Abstentions and any broker non-votes will not be counted as votes cast and will, therefore, have no effect on the outcome of this proposal.
- **Ratification of the selection of PricewaterhouseCoopers LLP:** You may vote “FOR,” “AGAINST,” or “ABSTAIN” with respect to the ratification of the selection of PricewaterhouseCoopers LLP as the Company’s independent registered public accounting firm for fiscal year 2024. Abstentions and any broker non-votes will not be counted as votes cast and will, therefore, have no effect on the outcome of this proposal.

We will appoint an independent inspector of election in advance of the meeting to tabulate votes, to ascertain whether a quorum is present, and to determine the voting results on all matters presented to Company stockholders.

## What if I do not vote for any or all of the matters listed on my Proxy Card?

---

As a stockholder of record, if you return a signed Proxy Card without indicating your vote on any or all of the matters to be considered at the Annual Meeting, your shares will be voted “FOR” the director nominees listed on the Proxy Card, “FOR” the advisory vote to approve executive compensation, “FOR” the approval of the Company’s 2024

Omnibus Incentive Plan, “FOR” the approval of the Company’s Tax-Free Spin Protection Plan, and “FOR” the ratification of PricewaterhouseCoopers LLP as the Company’s independent registered public accounting firm for fiscal year 2024, if you have not voted otherwise on a particular proposal. With respect to any other matter that properly comes before the Annual Meeting, Karen S. Haller and Thomas E. Moran, the proxies designated by the Board and identified in the accompanying Proxy Card, will vote all proxies granted to them at their discretion.

## Can the shares that I hold in a brokerage account or the EIP be voted if I do not instruct my broker or the EIP trustee?

---

- **Shares held in street name:** If you do not instruct your broker to vote your shares of Common Stock held in street name, your broker has the discretion to vote your shares on all “routine” matters scheduled to come before the Annual Meeting. For “non-routine” matters, your broker does not have discretion to vote your shares and, if you do not give your broker voting instructions, your shares will be considered broker non-votes. The election of directors, the advisory vote to approve executive compensation, and the votes to approve the Company’s 2024 Omnibus Incentive Plan and Tax-Free Spin Protection Plan are considered “non-routine” matters, and in order to vote on these matters, you will need to instruct your broker how to vote your shares. The ratification of the selection of PricewaterhouseCoopers LLP as the Company’s independent registered public accounting firm for fiscal year 2024 is considered a “routine” matter, and your broker will have the discretion to vote your shares unless you provide voting instructions.
- **Shares held in the EIP:** If you do not provide instructions to the EIP trustee for the shares of Common Stock that you hold in the EIP, then the EIP trustee will vote your shares in the same proportion as the shares for which timely instructions were received from other EIP participants.

## Are proxy materials available online?

---

Complete copies of the Notice of 2024 Annual Meeting of Stockholders, this Proxy Statement and the 2023 Annual Report to Stockholders are available at [www.swgasholdings.com/proxymaterials](http://www.swgasholdings.com/proxymaterials).

## Why did I receive a Notice of Internet Availability of Proxy Materials instead of a full set of proxy materials?

---

SEC rules allow us to furnish our proxy materials online. Accordingly, we sent the majority of our stockholders a Notice of Internet Availability of Proxy Materials for this year’s Annual Meeting of Stockholders containing instructions on how to access the proxy materials online or to request a paper or e-mail copy. In addition, stockholders may request to receive proxy materials in printed form by mail or e-mail on an ongoing basis by submitting a request to us at [www.investorelections.com/swx](http://www.investorelections.com/swx). A stockholder’s election to receive proxy materials by mail or e-mail will remain in effect until the stockholder terminates it. If multiple stockholders reside at the same address, each stockholder will receive their own proxy materials, unless the stockholders instruct otherwise.

## What happens if the Annual Meeting is postponed or adjourned?

---

If the Annual Meeting is postponed or adjourned, your proxy will still be valid and may be voted at the postponed or adjourned meeting. You will still be able to change or revoke your proxy until it is voted at the Annual Meeting.

## Who is soliciting my proxy?

---

Your proxy is being solicited by the Board, and the Company will bear the entire cost of the proxy solicitation. Innisfree M&A Incorporated (“Innisfree”), has been retained to assist in obtaining proxies from certain stockholders at an estimated cost of \$30,000. Arrangements have also been made with brokerage houses and other custodians, nominees and fiduciaries to send proxies and proxy materials to you if your shares are held in “street name.” Innisfree will reimburse them for their expenses in providing the materials to you on our behalf. In addition, our directors, officers or employees may solicit proxies in person or by telephone, e-mail or facsimile. No additional compensation will be paid for such services.

## GOVERNANCE OF THE COMPANY

### Board of Directors

---

Under the provisions of the Delaware General Corporation Law and the Company's Bylaws, the Company's business, property and affairs are managed by or under the direction of the Board. The Board is kept informed of the Company's business through discussions with the Chief Executive Officer and other officers and by reviewing reports and other materials provided to it by management at the Board and committee meetings.

#### *Independence*

The Board determines the independence of our directors by applying the independence principles and standards established by the NYSE and included in our Corporate Governance Guidelines. Our guidelines require that the Board be comprised of a majority of independent directors, consistent with the NYSE rules. The Board determined that directors Conley, Evans, Lewis-Raymond, Linginfelter, Mariucci, Ruisanchez, Sharma, Teno, Thoman, and Thornton have no material relationships with the Company and are independent ("Independent Directors"). The Board also determined that all of the members of the Audit, Compensation, and Nominating and Corporate Governance Committees are independent.

In making these determinations, the Board reviewed all transactions or relationships with the Company using a definition of "material relationships" that (i) includes the criteria listed in Section 303A of the listing requirements of the NYSE and (ii) presumes that matters not subject to disclosure pursuant to Item 404 of Regulation S-K of the Securities Exchange Act of 1934, as amended (the "Exchange Act"), and matters above the Item 404 threshold which are authorized by Southwest Gas Corporation's ("Southwest") regulatory tariffs, are not "material relationships." The definition of "material relationships" for directors on the Audit Committee also includes the criteria listed in Section 10A(m)(3) of the Exchange Act. The definition of "material relationships" for directors serving on the Compensation Committee also includes the criteria listed in Section 16(b) of the Exchange Act. The independence criteria used are included in the Company's Corporate Governance Guidelines, which are available on the Company's website at [www.swgasholdings.com](http://www.swgasholdings.com). The Board based its independence determination primarily on a review of the responses of the directors and officers to questions regarding employment and compensation history, affiliations and family relationships, discussions with directors, and a review of Company and subsidiary payment histories.

In concluding that the directors listed above are independent, the Board reviewed two groups of transactions involving entities associated with director Teno. The first transaction is an ongoing customer relationship between Riggs Distler & Company, Inc. (a subsidiary of Centuri Group, Inc. ("Centuri"), which is a Company subsidiary) ("Riggs Distler") and subsidiaries of First Energy Corporation ("First Energy") in which Riggs Distler earned approximately \$27.7 million from First Energy subsidiaries in 2023. Director Teno was a member of the board of directors of First Energy during a portion of 2023. The second transaction is an ongoing customer relationship between Riggs Distler, NPL Construction Co. (a subsidiary of Centuri) ("NPL"), and other Centuri subsidiaries, and Herc Rentals, Inc., a subsidiary of Herc Holdings, Inc. ("Herc") in which Riggs Distler, NPL, and other Centuri subsidiaries paid approximately \$1.6 million to Herc Rentals, Inc. in 2023. Director Teno was a director of Herc during a portion of 2023. The Board determined that these relationships are not material and that Mr. Teno is independent within the meaning of the rules of the NYSE and the SEC.

#### *Board Meetings*

The Board held five regular meetings and 10 special meetings in 2023. No incumbent director attended fewer than 75% of the Board and committee meetings on which he or she served during 2023. The Independent Directors meet in executive session, without management present, in connection with every regularly scheduled Board meeting. The sessions are presided over by E. Renae Conley, who is Chair of the Board (the "Chair") and the Presiding Director.

### Board Leadership Structure

---

The policy of the Board is that the role of Chair should be separate from that of the Chief Executive Officer. The Chair is appointed annually by the full Board following an in-depth assessment by the Nominating and Corporate Governance Committee of the needs of the Board and potential candidates for the position, and a recommendation to the Board by the Nominating and Corporate Governance Committee. The Board believes that this leadership structure is the appropriate structure for the Company because it allows the Board to exercise true independent oversight of management. It is the Board's intention to reappoint director Conley as Chair, subject to her reelection as a director at the Annual Meeting. As a member of the Board, Chair Conley may represent the Board in meetings

with various constituencies, including investors. Prior consultation with Company management in these instances helps to ensure consistency and context for Board member communications.

The Board believes the structure described above provides strong leadership for our Board, while positioning our Chief Executive Officer as the leader of the Company for our investors, counterparties, employees and other stakeholders. The Board believes that the current structure, which includes an independent Chair serving as Presiding Director, helps ensure independent oversight of the Company and allows the Chief Executive Officer to focus her energies on management of the Company.

All members of the Board are independent, with the exception of the Chief Executive Officer. A number of the independent Board members are currently serving or have served as directors or as members of senior management of other public companies and large institutions. All of the Board committees are comprised solely of Independent Directors, each with a different Independent Director serving as Chair of the committee. The Board believes that the number of independent experienced directors that make up our Board, along with the independent oversight of the Board by the non-executive Chair, benefits the Company and its stockholders.

The Board recognizes that in the event that circumstances facing the Company change, a different leadership structure may be in the best interests of the Company and its stockholders.

## Cooperation Agreement

---

On May 6, 2022, the Company entered into a Cooperation Agreement with Carl C. Icahn, a beneficial owner of more than 5% of the Company's outstanding Common Stock, and the persons and entities listed therein (collectively, the "Icahn Group"), as amended and restated on October 24, 2022, and as further amended and restated on November 21, 2023 (the "Cooperation Agreement"). In accordance with the terms of the Cooperation Agreement, the Company agreed with the Icahn Group, among other things, to nominate each of Andrew W. Evans, Henry P. Linginfelter, Ruby Sharma, and Andrew J. Teno (each, an "Icahn Designee" and, collectively, the "Icahn Designees") for election at the Annual Meeting. In addition, subject to qualifications set forth in the Cooperation Agreement, the Cooperation Agreement provides the standstill restrictions on the Icahn Group will remain in effect until, and the Cooperation Agreement will terminate upon, the later of (x) the conclusion of the Annual Meeting and (y) the earlier of (1) immediately following the time at which Mr. Teno (or any Replacement Designee for Mr. Teno, as such term is defined in the Cooperation Agreement) is no longer serving on the Board and (2) thirty (30) days prior to the expiration of the advance notice deadline for the submission of director nominees in connection with the 2025 Annual Meeting of Stockholders; provided, however, that the Cooperation Agreement will terminate automatically on the date on which the Board re-appoints as a director any former director of the Board (i.e., any person who was a director of the Board prior to the 2022 Annual Meeting of Stockholders, but was not a director of the Board immediately after the 2022 Annual Meeting of Stockholders), without the approval of a majority of the Icahn Designees.

## Risk Oversight

---

The entire Board is responsible for reviewing and overseeing the Company's internal risk management processes and policies to help ensure that the Company's corporate strategy is functioning as directed and that necessary steps are taken to foster a culture of risk-aware and risk-adjusted decision making throughout the Company.

Regulation by various state and federal utility regulatory commissions is one of the key risks that the Company's utility subsidiary faces. The limits imposed on Southwest as a public utility permeate its business operating model (including pricing of services, authorized areas of service and obligations to serve the public). Other risks affecting the Company include operational risks; strategic transactions risks; financial, economic and market risks; and regulatory, legislative and legal risks, and have evolved with changes in the natural gas distribution and utility infrastructure services industries.

The Board receives regular reports from management in areas of material risk to the Company, including credit risk, liquidity risk, cybersecurity risk and operational risk. Credit and liquidity risks are addressed in the review of capital budgets and ongoing capital requirements. Liquidity risks are also addressed in the review of gas supply acquisition and related regulatory cost recovery. Cybersecurity risks are addressed in review of regular reports to the Board. Operational risks are addressed in the review of operating budgets, key performance indicators and regulatory compliance requirements, including pipeline safety requirements. Southwest has a General Counsel and Compliance Officer reporting to the President of Southwest and Centuri has a Chief Legal & Administrative Officer and Compliance Officer reporting to the Chief Executive Officer of Centuri, who hold primary responsibility for regularly communicating with the Board regarding risk management at the Company and its subsidiaries.



Oversight responsibility rests with the full Board and is not assigned to any of the Board committees. However, the committees assist the Board's oversight role through their focus on risks in their assigned areas of responsibility - such as financial risk by the Audit Committee and Environmental, Social and Governance ("ESG") related matters by the Nominating and Corporate Governance Committee.

## **Analysis of Risk in Company Executive Compensation Policies**

---

Formally on an annual basis, and in its execution and consideration of compensation plans, Company management reviews, analyzes and considers whether the Company's compensation policies and practices encourage unnecessary or excessive risk taking that is reasonably likely to have a material adverse effect on the Company. One of the primary purposes of this review is to ensure that our incentive compensation programs do not inappropriately encourage unnecessary or excessive risk taking at any level in the organization that would be reasonably likely to have a material adverse effect on the Company. The Compensation Committee oversees the risk review process. In 2023, management concluded, and discussed with the Compensation Committee, that the Company's compensation policies and practices do not encourage executives or other employees to take inappropriate risks that are reasonably likely to have a material adverse effect on the Company.

## **Cybersecurity Oversight**

---

Cybersecurity is a risk overseen by the full Board, along with subject matter experts within the Company. It is a priority that is regularly addressed by the Board with the relevant functional leaders of the Company, including frequent in-person reports of the Chief Information Officer at Board meetings. The full Board receives these reports, as well as regular reports on the Company's enterprise risk management program, from management to help enable it to oversee and manage the Company's risks in these areas.

## **ESG Practices and Oversight**

---

The Company strives to make a positive impact on our customers, employees, communities and the environment, and we are dedicated to delivering safe, reliable energy services, improving energy efficiency, protecting the environment, and supporting innovation. We continue to build on our sustainable business practices in key aspects of our operations, with the goal of continuous improvement of these practices over time. The Nominating and Corporate Governance Committee of the Board of Directors oversees the Company's policies and performance on sustainability, climate change, diversity, equity and inclusion, human rights, and other ESG topics. The Nominating and Corporate Governance Committee and management regularly update the full Board as these topics apply to our business practices and operations. Additionally, the Compensation Committee continues to evaluate the alignment of executive incentive compensation with success in the ESG arena as updates are made to our ESG goals and public commitments.

### *Assessment of ESG Topics Important to Our Stakeholders*

In 2023, Southwest worked with a third-party consultant to conduct an assessment to identify ESG topics of highest importance to internal and external stakeholders. Through this process, Southwest conducted surveys with senior management, employees, and customers spanning the business's residential, commercial, and industrial sectors. Southwest will use the results of the assessment to help inform its approach to risks and opportunities, and to help achieve Southwest's sustainability goals, those of Southwest's customers, and those of the communities Southwest serves.

### *Sustainability*

We understand our business has an impact on the environment, and we are committed to minimizing this impact. The Company recognizes that climate change implications, such as severe weather events, greenhouse gas ("GHG") emissions regulations, and increased public engagement on climate and energy matters, pose strategic risks for our Company and its stakeholders. The Company has demonstrated its commitment to minimize our environmental impact through a history of sustainable practices. For example, with the oversight of and guidance from our Board and management, the Company is taking proactive measures to help communities achieve their emissions reduction goals and to manage relevant climate change risks in our operations. These measures include:

- Delivering lower-carbon fuels to our communities, including gas to be used as compressed natural gas ("CNG") and renewable natural gas ("RNG").

- Investing in infrastructure to support RNG projects that advance customer economic and energy goals and the production of low- and no-carbon energy.
- Partnering with universities and industry partners on hydrogen blending and use.
- Investing in methane emissions-capture systems.
- Investing in the integrity of and preventing excavation damages to our infrastructure.
- Switching our fleet to CNG or hybrid vehicles where feasible.
- Investing in energy-efficient technologies and renewable energies to power our buildings.
- Developing and promoting customer energy-efficiency and carbon-offset programs.

Given the large number of ESG reporting agencies and frameworks, it is of ongoing importance to the Company to identify and report under widely accepted disclosure frameworks that are most relevant to our industries and most informative to our stakeholders. Through collaboration with industry associations, Southwest discloses GHG emissions data annually as reported on the U.S. Environmental Protection Agency's Greenhouse Gas Reporting Program Subpart W and the AGA/EEI Template. Additionally, the Company adopted and began disclosure under the Sustainability Accounting Standards Board reporting framework in 2020. Some large investors have asked their portfolio companies, including us, to track and disclose under Task Force on Climate-Related Financial Disclosures ("TCFD") standards. The Company began TCFD disclosure reporting in the 2022 Sustainability Report and continued reporting under TCFD standards in the 2023 Sustainability Report. However, The Financial Stability Board announced that the work of TCFD has been completed and TCFD was disbanded in October 2023. Reporting standards for future financial risks from climate change will be the responsibility of the International Sustainability Standards Board ("ISSB") under the International Financial Reporting Standards Foundation ("IFRS"). The Company will evaluate our alignment with IFRS S1 General Requirements for Disclosure of Sustainability-related Financial Information and IFRS S2 Climate-related Disclosures in future publications. The Company continues to identify alignment with the United Nations Sustainability Development Goals and the Global Reporting Initiative.

In support of a comprehensive sustainability undertaking, Centuri continues utilizing its cross-functional enterprise excellence teams, furthering our strategic sustainability goals across a growing family of companies. As our business evolves, we continue building upon our sustainable environmental practices.

Both business segments continue to work toward previously announced emission reduction efforts. Southwest supports projects to deliver low-carbon fuels to the marketplace through RNG projects and hydrogen blending pilot programs and filings. Efforts to include RNG in our gas supply portfolio are ongoing. Several of our RNG activities were approved in 2020 by state utility commissions. As of the end of 2023, all of Southwest's previously announced RNG interconnection projects were completed and placed into operation. Centuri has undertaken several projects on behalf of its customers to complete wind, solar, and other renewable energy projects.

Southwest's Distribution and Transmission Integrity Management Programs help ensure that we find and repair leaks more frequently and perform proactive pipe replacement as part of our monitoring and management of aging infrastructure. The replacement of Early Vintage Plastic Pipe, for example, supports our efforts to reduce unintentional release from potential infrastructure degradation. Southwest is also beginning to test new methane emissions-capture systems which will allow us to minimize our carbon footprint from maintenance and other operations functions, while having the ability to re-purpose the gas for alternative uses.

### *Diversity, Equity and Inclusion*

At Southwest and Centuri, and throughout our collective operations, employees are critical to our success. Their talent and dedication are what allow us to provide safe and reliable service to customers and explore new opportunities that align with our strategies, while carrying out organizational core values related to safety, quality, and stewardship, among others. The Board oversees matters relating to our vision, values, and culture where diversity, equity, and inclusion ("DE&I"); human and workplace rights; and employee health and safety are priorities. The Board receives regular reports from management and subject matter experts in these areas, and in turn provides guidance on current and future initiatives. The Board also assists management in integrating responsibility and sustainability into strategic activities to create long-term customer and stockholder value.

The Company and each of our subsidiaries are committed to fostering a diverse, equitable and inclusive workplace that is free from harassment and discrimination. We have implemented policies and programs which emphasize the importance of recruiting, hiring, training and promoting persons without regard to race, color, religion, sex, sexual orientation, national origin, age, disability, pregnancy, veteran status or any other non-job-related characteristic protected by local, state or federal law. Southwest's DE&I strategy focuses on senior management by identifying baselines, building a talent acquisition strategy that incorporates DE&I when sourcing internal and external talent,

and implementing an emerging leaders program to integrate mentorship, sponsorship and skills development to develop and retain underrepresented diverse talent. The Board Skills and Composition Matrix (below) discloses the demographic background of each of our directors.

We endeavor to foster employee connectedness, engagement, and a diverse, equitable and inclusive environment through our SWGreat! Employee Engagement Committees, Employee Resource Groups and Diversity Councils. Southwest uses all-employee engagement surveys to gather our colleagues' thoughts on workplace issues. Our Employee Engagement Committees develop employee-led activities to improve employee engagement. Diversity Councils and Employee Resource Groups, along with officer and management training, provide support for diversity of background, experience and thought. These committees and councils provide an opportunity for coworkers to develop team camaraderie, which helps to drive cross-functional operational results for stockholders. ESG efforts at Centuri focus on furthering employee and contractor safety and training; recruiting, developing and retaining a diverse workforce (including through sponsorship of six Employee Resource Groups); promoting supplier diversity; educational outreach; and employee charitable giving and volunteer efforts. These initiatives help to build an inclusive and high performance culture with an engaged workforce to drive business results.

### *Supporting our Communities*

The Company and our employees actively support non-profit organizations in our areas of operation through financial support and hands-on volunteerism. As a Company, we continue to prioritize our efforts that elevate positive impacts in the communities where we live and work, while also identifying opportunities outside of our service territory that have meaningful impact on social and environmental goals. Combined with the myriad of volunteer efforts we participate in throughout the year, we are heartened by how our employees' dedication continues to evolve, invariably reaching new and meaningful heights. In 2023, Southwest employees selflessly pledged nearly \$2.4 million to 190 local nonprofits, assisting when and where our communities needed them most.

### *Code of Conduct*

The Company and each of the Company's subsidiaries have adopted a Code of Conduct to promote fairness, mutual respect and strong ethical standards. The Code of Conduct for Southwest encourages employees, officers and directors to "Take the Time to Make it Right." Centuri's Code of Conduct supports its strong reputation for honesty and integrity. These Codes of Conduct provide guidance to employees, officers and directors by helping them to recognize and address ethical issues including conflicts of interest, gifts and entertainment, confidential information, fair dealing, protection of assets, and our culture of compliance. Toll-free compliance helplines and websites are available to anonymously report suspected unethical behavior or violations of our Codes of Conduct.



## Committees of the Board

The standing committees of the Board are the Audit Committee, Compensation Committee, and Nominating and Corporate Governance Committee. In 2022, the Board formed a special committee, the Strategy Committee, which then became the Strategic Transactions Committee, to assist the Board in responding to the tender offer and proxy contest by Carl Icahn and in evaluating strategic alternatives for the Company and its subsidiaries. Pursuant to the Cooperation Agreement, for so long as the Icahn Group has the right to designate at least three members of the Board, three of such designees shall be included on the Strategic Transactions Committee. If the Icahn Group only has the right to designate two members of the Board, then both of such designees shall serve on the Strategic Transactions Committee. The Cooperation Agreement requires certain transactions to be approved by the Strategic Transactions Committee and sets forth certain deadlock procedures of the Strategic Transactions Committee applicable to certain decisions. Pursuant to the Cooperation Agreement, the Company also agreed to offer at least one of the Icahn Designees the opportunity to be a member of any currently existing or new committee of the Board, subject to certain limitations set forth in the Cooperation Agreement. The committees are composed solely of Independent Directors as outlined above. The table below shows the directors who are currently members or chairs of each committee.

Name of Director	Audit Committee	Compensation Committee	Nominating and Corporate Governance Committee	Strategic Transactions Committee
E. Renae Conley	✓	✓		
Andrew W. Evans	✓			✓
Karen S. Haller				
Jane Lewis-Raymond	✓	Chair		✓
Henry P. Linginfelter			✓	✓
Anne L. Mariucci		✓	✓	Chair
Carlos A. Ruisanchez	✓		✓	✓
Ruby Sharma		✓	✓	
Andrew J. Teno		✓		✓
A. Randall Thoman	Chair	✓		
Leslie T. Thornton	✓		Chair	

<p><i>Audit Committee</i></p> <p>Meetings Held in 2023: Four</p>	<p>Separately designated standing committee established in accordance with Section 3(a)(58)(A) of the Exchange Act. The committee meets periodically with management to consider, among other things, the adequacy of the Company's internal control and financial reporting. The committee also discusses these matters with the Company's independent registered public accounting firm, internal auditors and Company financial personnel. The Board has determined that directors Conley, Evans, Ruisanchez, and Thoman each qualify as an "audit committee financial expert," as the term is defined in Item 407(d)(5)(ii) of Regulation S-K under the Exchange Act.</p>
<p><i>Compensation Committee</i></p> <p>Meetings Held in 2023: Seven</p>	<p>Responsible for determining Chief Executive Officer compensation and making recommendations to the Board annually on such matters as directors' fees and benefit programs, executive compensation and benefits, and the compensation structure and incentive compensation plans of the Company's significant subsidiaries. The committee's responsibilities, as outlined in its charter, can be delegated to subcommittees made up of committee members. The committee receives recommendations from management on the amount and form of executive and director compensation, and the committee has the ability to directly employ consultants to assess the executive compensation program and director compensation, which it routinely does. The committee is also responsible for the "Compensation Committee Report" and related disclosures contained in this Proxy Statement. Administration of the Company's clawback policies is the responsibility of the Compensation Committee.</p>

<p><i>Nominating and Corporate Governance Committee</i></p> <p>Meetings Held in 2023: Four</p>	<p>Responsible for making recommendations to the Board regarding nominees to be proposed for election as directors; evaluating the Board’s size, composition, organization, processes, practices and committee structures; and developing criteria for the selection of directors. The committee will consider director candidates suggested by stockholders. The process for selecting directors is addressed in more detail below under the caption “Selection of Directors.” The committee is responsible for developing and recommending to the Board corporate governance principles and implementing and monitoring compliance with the Company’s Code of Business Conduct and Ethics. The committee is also responsible for assisting the Board with oversight of Company ESG policies and practices, and monitoring compliance with such policies.</p>
<p><i>Strategic Transactions Committee</i></p> <p>Meetings Held in 2023: Nine</p>	<p>Responsible for considering strategic alternatives with a view to maximizing stockholder value, including but not limited to, a sale or merger of the Company or any of its subsidiaries or a spin-off of any of its subsidiaries. The committee’s focus in 2023 was completion of the sale of MountainWest Pipelines Holding Company (“MountainWest”) and the separation of Centuri.</p>

The charters for the Audit, Compensation and Nominating and Corporate Governance Committees, the Company’s Corporate Governance Guidelines and the Company’s Code of Business Conduct and Ethics that applies to all employees, officers and directors are available on the Company’s website at [www.swgasholdings.com](http://www.swgasholdings.com). The information on our website is not part of this Proxy Statement and is not incorporated into any of our filings made with the SEC. Print versions of these documents are available to stockholders upon request directed to the Corporate Secretary, Southwest Gas Holdings, Inc., 8360 S. Durango Drive, Las Vegas, NV 89113.

## Selection of Directors

We believe the Board should be comprised of individuals with varied backgrounds, who possess certain core competencies, some of which may include broad experience in business, finance or administration and familiarity with national and international business matters. Additional factors that will be considered in the selection process include the following:

- Independence from management;
- Diversity, education and geographic location;
- Knowledge and business experience;
- Integrity, leadership, reputation and ability to understand the Company’s business;
- Existing commitments to other businesses and boards; and
- The current number and competencies of our existing directors.

We define “diversity” in a broad sense, i.e., age, race, color, gender, geographic origin, ethnic background, religion, disability and professional experience. The Nominating and Corporate Governance Committee takes diversity into consideration as it does the other factors listed above in selecting the director nominees for approval by the Board. The Nominating and Corporate Governance Committee does not assign a specific weight to any one factor. The Board Skills and Composition Matrix below enumerates some diversity factors regarding the Board’s nominees.

The Nominating and Corporate Governance Committee will consider director candidates suggested by stockholders by applying the criteria for candidates described above and considering the additional information referred to below. Stockholders who would like to suggest a director candidate should write to the Company’s Corporate Secretary and include:

- A statement that the writer is a stockholder and is proposing a candidate for consideration as a director nominee;
- The name of and contact information for the candidate;
- A statement of the candidate’s business and educational experience;
- Information regarding each of the factors listed above, sufficient to enable the committee to evaluate the candidate;
- A statement detailing any relationship between the candidate and the Company, Company affiliates and any competitor of the Company;
- Detailed information about any relationship or understanding between the proposing stockholder and the candidate;

- Information on the candidate's share ownership in the Company; and
- The candidate's written consent to being named a nominee and serving as a director, if elected.

The Nominating and Corporate Governance Committee has an ongoing program for identifying and evaluating potential director candidates. When seeking a candidate for director, the Nominating and Corporate Governance Committee may solicit suggestions from incumbent directors, management or others. As candidates are identified, their qualifications are reviewed in light of the selection criteria outlined above. Whether any of such candidates are selected depends upon the current Board composition, the dynamics of the Board and the ongoing requirements of the Company (see "Board Evaluation and Director Succession Planning" below).

Stockholders may also nominate a person for election to the Board at an annual meeting by giving written notice to the Company not less than 120 days prior to the first anniversary of the date of the proxy statement for the preceding year's annual meeting, or within 10 days after notice is mailed or public disclosure is made regarding either a change of the annual meeting by more than 30 days or a special meeting at which directors are to be elected. In order to make such a nomination, a stockholder is required to include in the written notice the following:

- As to each person whom the stockholder proposes to nominate for election or reelection as a director, all the information relating to such person that is required to be disclosed in solicitations of proxies for election of directors, or is otherwise required pursuant to Regulation 14A of the Exchange Act;
- Each person's written consent to being named a nominee and serving as a director, if elected;
- The name and address of the proposing stockholder or beneficial owner; and
- The class and number of shares of the Common Stock held directly or indirectly by the proposing stockholder.

All candidates for the Board may also be required to complete a director questionnaire provided by the Company.

The foregoing summary of the Company's stockholder director nomination procedure is not complete and is qualified in its entirety by reference to the full text of the Company's Bylaws that have been publicly filed with the SEC. The Company's Bylaws are also available on the Company's website at [www.swgasholdings.com](http://www.swgasholdings.com). The information on our website is not part of this Proxy Statement and is not incorporated into any of our filings with the SEC.

## **Board Evaluation and Director Succession Planning**

---

Each year, the Board and its committees conduct self-evaluations of their performance. This process is overseen by the Nominating and Corporate Governance Committee and is reviewed annually to ensure that it is effective and that all appropriate feedback is being sought and obtained. As part of the Board's most recent self-evaluation process, the directors considered various topics relating to Board composition, structure, effectiveness and responsibilities, as well as the overall mix of director skills, experience and backgrounds. The Audit Committee, Compensation Committee, and Nominating and Corporate Governance Committee self-evaluation processes are led by their respective committee chairs, as provided in the committee charters. Each committee performance evaluation includes a review of the committee charter to consider the necessity and appropriateness of changes.

Annual evaluations are a key component of the director nomination process and director succession planning. In planning for succession, the Nominating and Corporate Governance Committee and the Board consider the results of Board evaluations, as well as other appropriate information, including the overall mix of tenure and experience of the Board, the types of skills and experience desirable for future Board members and the needs of the Board and its committees at the time. Recent succession planning discussions have focused on the size and composition of the Board, including Board diversity, skill-set and anticipated director retirements.

Given the importance of recruiting qualified, independent individuals to serve as directors of the Company, the Board believes that it is prudent to conduct a dedicated search for potential director candidates in order to preserve the high quality of the Board and maintain its diversity of experience. Director Thornton is the current Chair of the Nominating and Corporate Governance Committee, which is responsible to lead the execution of our succession plans over the course of the next several years.

## **Stockholder Engagement**

---

The Company believes that maintaining an active dialogue with our stockholders is of utmost importance in delivering sustainable, long-term value for our stockholders. Throughout the year the Company's Investor Relations group engages with stockholders on a variety of topics to ensure the Company addresses questions and concerns, seeks input, and provides perspective on the Company's policies and practices. The Company also engages with

proxy advisory firms that represent various stockholder interests. Feedback gathered from this outreach is regularly reviewed and considered by the Board and is reflected in adjustments and enhancements made to our policy and practices, particularly with regard to executive compensation and Company subsidiary structure. The Company highly values the time spent with stockholders and actively seeks to increase transparency and to better understand stockholder views on key issues.

## Majority Voting Policy

---

The Company's Corporate Governance Guidelines set forth our majority voting policy for directors, which states that, in an uncontested election, if any director nominee receives a greater number of votes "WITHHELD" from his or her election than votes "FOR" his or her election (a "Majority Withheld Vote"), the director nominee must promptly tender his or her resignation to the Board following certification of the stockholder vote.

The Nominating and Corporate Governance Committee must promptly consider the tendered resignation and make a recommendation to the Board as to whether to accept or reject the tendered resignation, or whether other action should be taken. The Nominating and Corporate Governance Committee in making its recommendation, and the Board in making its decision, may consider any factors or other information that it considers appropriate and relevant, including, but not limited to:

- The stated reasons, if any, why stockholders withheld their votes and whether they can be cured;
- The director's tenure;
- The director's qualifications;
- The director's past and expected future contributions to the Company; and
- The overall composition of the Board.

The Board will act on the Nominating and Corporate Governance Committee's recommendation within 90 days following certification of the stockholder vote. The Board may accept a director's resignation or reject the resignation. Thereafter, the Company will promptly publicly disclose the Board's decision whether to accept or reject the tendered resignation and its rationale for rejecting the tendered resignation, if applicable.

If the Board accepts a director's resignation, or if a nominee for director is not elected and the nominee is not an incumbent director, then the Board, in its sole discretion, may fill any resulting vacancy or may decrease the size of the Board, in each case pursuant to our Bylaws. If a director's resignation is not accepted by the Board, such director will continue to serve until the next annual meeting and until his or her successor is duly elected, or his or her earlier resignation or removal.

Any director who tenders his or her resignation pursuant to this policy may not participate in the Nominating and Corporate Governance Committee's recommendation or the Board's decision to accept or reject the tendered resignation. If each member of the Nominating and Corporate Governance Committee receives a Majority Withheld Vote at the same election, then the Independent Directors who do not receive a Majority Withheld Vote must appoint another committee to consider any tendered resignations and recommend to the Board whether to accept such resignations.

Through this policy, the Board seeks to be accountable to all stockholders and to respect the rights of stockholders to express their views through their votes for directors. However, the Board also deems it important to preserve sufficient flexibility to make sound evaluations based on the relevant circumstances in the event of a Majority Withheld Vote against a specific director. For example, the Board may wish to assess whether the sudden resignations of one or more directors would materially impair the effective functioning of the Board. Accordingly, the Board's policy is intended to allow the Board to react to situations that could arise if the resignation of multiple directors would prevent a key committee from achieving a quorum or would otherwise adversely impact the Company.

## Transactions with Related Persons

---

The Company has written policies and procedures for the review, approval or ratification of any transaction in which the Company was, is or will be a participant, the amount involved exceeds \$120,000 and any director or officer of the Company, any director nominee, any person who is the beneficial owner of more than 5% of the Common Stock, or any immediate family members of the foregoing (each, a "Related Person"), had a direct or indirect material interest ("Related Person Transactions"). Under the Corporate Governance Guidelines, prior to entering into a potential Related Person Transaction, including transactions that involve less than \$120,000, the Related Person or applicable business unit leader must notify the General Counsel who will assess whether the transaction is a Related Person Transaction. If the

General Counsel is involved in the transaction, the Chair of the Nominating and Corporate Governance Committee will assess the transaction. If it is determined that a transaction is a Related Person Transaction, the details of the transaction will be submitted to the Nominating and Corporate Governance Committee for review.

The Nominating and Corporate Governance Committee will approve and ratify the Related Person Transaction only if the committee determines that the transaction is not inconsistent with the best interests of the Company and may, in its discretion, impose any conditions it deems appropriate on the Company or the Related Person in connection with the Related Person Transaction.

Each transaction with a related person is unique and must be assessed on a case-by-case basis. In determining whether or not a transaction is inconsistent with the best interests of the Company, the Nominating and Corporate Governance Committee considers all of the relevant facts and circumstances available to the committee, including without limitation:

- The related person's interest in the proposed transaction;
- The approximate dollar value of the amount involved in the proposed transaction;
- The approximate dollar value of the amount of the related person's interest in the proposed transaction without regard to the amount of any profit or loss;
- Whether the transaction is proposed to be, or was, undertaken in the ordinary course of business of the Company;
- Whether the transaction is proposed to be, or was, entered into on terms no less favorable to the Company than terms that could have been reached with an unrelated third party;
- The purpose of, and the potential benefits to the Company from, the transaction;
- The impact on a director's independence in the event the related person is a director, an immediate family member of a director or an entity in which a director is a partner, stockholder or executive officer; and
- Any other information regarding the transaction or the related person in the context of the proposed transaction that would be material to investors in light of the circumstances of the particular transaction.

## Compensation Committee Interlocks and Insider Participation

---

Board members who served on the Compensation Committee during 2023 were directors Conley, Lewis-Raymond, Mariucci, Sharma, Teno and Thoman. None of these directors has ever been an officer or employee of the Company or any of its subsidiaries. No member of the Compensation Committee had any relationship requiring disclosure under any paragraph of Item 404 of Regulation S-K of the Exchange Act. None of the Company's executive officers served as a director or a member of a compensation committee (or other committee serving an equivalent function) of any other entity, an executive officer of which served as a director of the Company or member of the Compensation Committee during 2023.

## Director Attendance at Annual Meetings

---

We strongly support and encourage each member of our Board to attend our annual meeting of stockholders. Last year, all of the eleven director nominees attended the 2023 Annual Meeting of Stockholders.

## Communications with Directors

---

Any stockholder and other interested parties who would like to communicate with the Board, the Presiding Director or any individual director can write to:

Southwest Gas Holdings, Inc.  
Corporate Secretary  
8360 S. Durango Drive  
P.O. Box 98510  
Las Vegas, Nevada 89193-8510

Depending on the subject matter, the Corporate Secretary will either:

- Forward the communication to the director or directors to whom it is addressed;
- Attempt to handle the inquiry directly, for example, where it is a request for information about the Company or a stock-related matter; or
- Not forward the communication, if it is primarily commercial in nature, or if it relates to an improper or irrelevant topic.



At each regular Board meeting, management presents a summary of all communications received since the last Board meeting which were not previously forwarded and such communications are made available to all of the directors.

## Executive Officers

The following table sets forth the name, age, position and period the position was held during the last five years for each of the executive officers as of December 31, 2023 or January 12, 2024, as indicated. There are no family relationships between the directors and executive officers.

Name	Age	Position	Period Position Held During Last 5 Years
Karen S. Haller	60	President and Chief Executive Officer*	2022-Present
		Executive Vice President/Chief Legal and Administrative Officer*	2019-2022
Robert J. Stefani	49	Senior Vice President/Chief Financial Officer*	2022-Present
Justin L. Brown	51	President**	2022-Present
		Senior Vice President/General Counsel**	2019-2022
Randall P. Gabe	54	Senior Vice President/Chief Administrative Officer**	2022-Present
		Vice President/Gas Resources**	2019-2022
Amy L. Timperley	47	Senior Vice President/Chief Regulatory Strategy and Planning Officer**	2023-Present
		Senior Vice President/Chief Regulatory and Financial Planning Officer**	2022-2023
		Vice President/Regulation**	2021-2022
		Director/Regulation and Energy Efficiency**	2019-2021
Julie M. Williams	50	Senior Vice President/Continuous Improvement and Optimization**	2023-Present
		Senior Vice President/Chief Operating Officer**	2022-2023
		Vice President/Southern Arizona Division**	2019-2022
William J. Fehrman***	63	President and Chief Executive Officer – Centuri Group, Inc.	2024-Present

\*Position held at Southwest Gas Holdings, Inc. and Southwest Gas Corporation. Ms. Haller is President and Chief Executive Officer of Southwest Gas Holdings, Inc. and Chief Executive Officer of Southwest Gas Corporation.

\*\*Position held at Southwest Gas Corporation only.

\*\*\*Became an Executive Officer of the Company on January 12, 2024.

Mr. Stefani became an employee of the Company in November 2022. Prior to the Company, Mr. Stefani was employed with PECO Energy, where he served as Senior Vice President, Chief Financial Officer and Treasurer since 2018. Mr. Stefani's business experience includes responsibility for financial strategy, planning and analysis, operational finance, accounting, treasury, capital markets, strategic investment and risk management. He also has deep experience in corporate development and mergers and acquisitions.

Mr. Fehrman became an employee of Centuri in January 2024. Prior to Centuri, Mr. Fehrman was employed by Berkshire Hathaway Energy, where he served as President and Chief Executive Officer since 2018. Mr. Fehrman has extensive experience leading utility and energy businesses, and has accomplishments in mergers and acquisitions in the natural gas and electric industries, and renewable energy business unit development, with a focus on solar and wind assets designed to serve utility customers.

## Securities Ownership by Directors, Director Nominees, Executive Officers, and Certain Beneficial Owners

*Directors, Director Nominees and Executive Officers.* The following table discloses all Common Stock beneficially owned by the Company's directors, the nominees for director and the executive officers of the Company, as of March 4, 2024.

Directors, Nominees & Executive Officers	Number of Shares of Common Stock Beneficially Owned <sup>(1)</sup>	Percent of Outstanding Common Stock
E. Renae Conley	7,343	*
Andrew W. Evans	5,932	*
Karen S. Haller	64,155 <sup>(2)(4)</sup>	*
Jane Lewis-Raymond	14,380 <sup>(5)</sup>	*
Henry P. Linginfelter	5,932	*
Anne L. Mariucci	44,325	*
Carlos A. Ruisanchez	6,579	*
Ruby Sharma	5,377	*
Andrew J. Teno	5,834	*
A. Randall Thoman	39,781 <sup>(3)</sup>	*
Leslie T. Thornton	12,880	*
Robert J. Stefani	8,118	*
Paul M. Daily	7,825 <sup>(6)</sup>	*
Justin L. Brown	19,072 <sup>(2)</sup>	*
Randall P. Gabe	12,460	*
Other Executive Officers	27,177	*
All Directors and Executive Officers	279,345	0.39%

\* Represents less than 1% of the issued and outstanding shares of the Company's Common Stock as of March 4, 2024.

- (1) Common Stock holdings listed in this column include restricted stock units that are vested as of March 4, 2024, and those that are scheduled to vest within 60 days after that date.
- (2) Number of shares does not include 28,018 shares held by the Southwest Gas Corporation Foundation, which is a charitable trust. Ms. Haller and Mr. Brown are trustees of the Foundation but disclaim beneficial ownership of the shares held by the Foundation.
- (3) The holdings include 5,978 shares over which Mr. Thoman has shared voting and investment power with his spouse through a family trust.
- (4) The holdings include 996 shares over which Ms. Haller's spouse has voting and investment control.
- (5) The holdings include 1,500 shares over which Ms. Lewis-Raymond's spouse has shared voting and investment power through a family trust.
- (6) Mr. Daily is the former President and Chief Executive Officer of Centuri Group, Inc., and is no longer an Executive Officer of the Company.

**Beneficial Owners.** The following table discloses all Common Stock beneficially owned by anyone that the Company believes beneficially owns more than 5% of the Company's outstanding shares of Common Stock based solely on the Company's review of filings with the SEC pursuant to Section 13(d) or 13(g) of the Exchange Act.

Beneficial Owner	Number of Shares Beneficially Owned	Percent of Outstanding Common Stock as of March 4, 2024
Carl C. Icahn <sup>(1)</sup> 16690 Collins Avenue, PH-1 Sunny Isles Beach, FL 33160	11,022,604	15.39%
BlackRock, Inc. <sup>(2)</sup> 50 Hudson Yards New York, New York 10001	9,297,238	12.98%
The Vanguard Group <sup>(3)</sup> 100 Vanguard Blvd. Malvern, Pennsylvania 19355	7,251,928	10.12%
Corvex Management LP <sup>(4)</sup> 667 Madison Avenue New York, NY 10065	4,769,098	6.66%

- (1) According to Schedule 13D/A filed on November 27, 2023, Carl C. Icahn and entities controlled by Mr. Icahn have no sole voting power, shared voting power over 11,022,604 shares, no sole dispositive power, and shared dispositive power over 11,022,604 shares.
- (2) According to a Schedule 13G/A filed on January 23, 2024, BlackRock, Inc. has sole voting power over 9,144,010 shares, no shared voting power, sole dispositive power over 9,297,238 shares, and no shared dispositive power.
- (3) According to Schedule 13G/A filed on February 13, 2024, The Vanguard Group has no sole voting power, but has shared voting power over 42,782 shares, sole dispositive power over 7,138,691 shares, and shared dispositive power over 113,237 shares.
- (4) According to Schedule 13D filed on October 23, 2023, and subsequent information provided to the Company by Corvex Management LP, Corvex Management LP has sole voting and dispositive power over 4,769,098 shares.



## ELECTION OF DIRECTORS

(Proposal 1 on the Proxy Card)

The Board Recommends  
a Vote **"FOR"** each of  
the Nominees Named  
Below

### General

---

The authorized number of directors is currently fixed at eleven. At our Annual Meeting, stockholders will elect directors to hold office until the next annual meeting of stockholders or until their successors shall be elected and duly qualified.

Based on the recommendation of the Nominating and Corporate Governance Committee, the Board has nominated E. Renae Conley, Andrew W. Evans, Karen S. Haller, Jane Lewis-Raymond, Henry P. Linginfelter, Anne L. Mariucci, Carlos A. Ruisanchez, Ruby Sharma, Andrew J. Teno, A. Randall Thoman, and Leslie T. Thornton to serve as directors of the Company. All of the nominees are independent under the NYSE corporate governance rules except for Ms. Haller. Each of the nominees was elected to his or her present term of office by stockholders at our 2023 Annual Meeting. If any nominee for any reason is unable or unwilling to serve, the proxies may be voted for such substitute nominee as the proxy holder may determine, unless the Board, in its discretion, reduces the number of directors serving on the Board.

### Vote Required

---

The eleven nominees for director who receive the highest number of votes "FOR" election will be elected as directors. Pursuant to our Majority Voting Policy, if any director nominee receives a greater number of votes "WITHHELD" from his or her election than "FOR" his or her election, such director nominee must promptly tender his or her resignation. For more details of our majority voting policy, see "Governance of the Company - Majority Voting Policy" above.

### Names, Qualifications and Reasons for Selection of Nominees

---

The Board's director nominees, as outlined below, possess core competencies in management, operations, finance, administration and strategic transactions, and they have significant expertise in the industries that matter most to our business. The nominees have also demonstrated personal integrity and strong leadership while overseeing impressive growth in both of the Company's business segments. They bring diverse and unique perspectives, are able to challenge management and also possess vast experience with mergers and acquisitions. We believe that the nominees' skills and experience, including their combined knowledge of financial, legal and regulatory matters, enhance the Board's ability to make decisions that create stockholder value. The table below lists some of the skills and experiences that we consider important for our director nominees in light of our current business strategy and structure. The director nominees' biographies note their relevant experience, qualifications and skills relative to the list below.

## Board Skills and Composition Matrix

The following matrix sets forth the board members' experience, skills, expertise and demographic background as of December 31, 2023.

	Haller	Conley	Evans	Lewis- Raymond	Linginfelter	Mariucci	Ruisanchez	Sharma	Teno	Thoman	Thornton
<b>Experience, Skills, Expertise</b>											
Public Company Board Service		✓				✓	✓	✓	✓	✓	✓
Public Company Executive Officer	✓	✓	✓	✓	✓	✓	✓				✓
Legal/Regulatory	✓	✓	✓	✓	✓	✓	✓				✓
Finance/Accounting	✓	✓	✓		✓	✓	✓	✓	✓	✓	
Energy Utility	✓	✓	✓	✓	✓				✓		✓
Technology/Cybersecurity				✓							✓
ESG	✓	✓	✓	✓	✓	✓		✓	✓		✓
Operations Responsibility	✓	✓	✓	✓	✓	✓	✓			✓	
<b>Demographic Background</b>											
Board Tenure (Years)	2	2	2	5	2	18	2	1	2	14	5
Age	60	66	57	57	62	66	52	57	38	72	65
Male			M		M		M		M	M	
Female	F	F		F		F		F			F
African American											✓
Caucasian	✓	✓	✓	✓	✓	✓			✓	✓	
Asian								✓			
Hispanic/Latino							✓				

The names of the nominees, their principal occupation and the Board's reasons for their selection are set forth below. Except as noted, each of the nominees has held the position listed beside their name for at least the past five years.

### E. Renae Conley



Ms. Conley, 66, is the CEO of ER Solutions, LLC, an energy consulting firm. She has over 30 years of business experience in the energy industry, including leadership positions in finance, management, operations and human resources. Ms. Conley served as EVP, Human Resources and Administration and Chief Diversity Officer of Entergy Corporation from 2010 to 2013. She previously served

as Chairman, President and CEO of Entergy Louisiana and Gulf States Louisiana (2000 – 2010). Prior to joining Entergy, Ms. Conley held a variety of positions at PSI Energy/Cinergy Corporation, including President of Cincinnati Gas and Electric. Ms. Conley formerly served on the Ball State University Board of Trustees as Chair of the Board. She is a director of PNM Resources, Inc. (NYSE: PNM), an electricity utility company. She has a B.S. in Accounting and an M.B.A. from Ball State University Miller College of Business.

CEO, ER Solutions, LLC  
Former Utility Company Executive

**Director Since:** 2022  
Chair of the Board  
**Board Committees:** Audit, Compensation

**Qualifications, Skills and Experience**  
The Board determined that Ms. Conley should serve as a director given her strong energy background and substantial ESG expertise. She brings vast knowledge and experience in the energy utility industry, financial topics, and legal and regulatory affairs, along with experience in corporate functional leadership and with public company governance processes.

**Number of Other Public Company Boards:** 1

### Andrew W. Evans



Mr. Evans, 57, is the retired Chief Financial Officer of Southern Company, an electrical and natural gas utility holding company. He served as CFO from 2018 to 2021, with responsibility for investor relations, public reporting, information technology, cybersecurity, business development, risk and capital deployment. Prior to that Mr. Evans served as Chairman, President and Chief Executive Officer of AGL

Resources, Inc., the largest publicly traded gas distribution system in the U.S. During his 15 years at AGL, Mr. Evans served as Treasurer, CFO, and COO before becoming CEO. Prior to AGL, Mr. Evans worked at the Federal Reserve Bank of Boston, and at Mirant Corp, a global energy provider. He is currently a trustee of Emory University and is a director of Georgia Power. Mr. Evans has served as chair of several philanthropic organizations, including the Grady Hospital Foundation and Zoo Atlanta. Mr. Evans was selected for his position as a director pursuant to the terms of the Company's Cooperation Agreement with the Icahn Group.

Retired Utility Company Executive,  
Southern Company

**Director Since:** 2022  
**Board Committees:** Audit, Strategic Transactions

**Qualifications, Skills and Experience**  
The Board determined that Mr. Evans should serve as a director because of his broad knowledge of the utility industry and his experience with enterprise risk management. He also was Chief Executive Officer and Chief Financial Officer for publicly traded natural gas and electrical utilities.

**Number of Other Public Company Boards:** 0

## Karen S. Haller



Ms. Haller, 60, is President and CEO of the Company and CEO of Southwest Gas Corporation, the Company's gas utility. She is a director of the Company and several of its operating subsidiaries. As leader of the Company's regulated and unregulated businesses, Ms. Haller is responsible for improving financial and operational performance and implementing the Company's strategy, growth initiatives,

and investment plans. Ms. Haller served in multiple leadership positions during her 27-year tenure with Southwest Gas, most recently serving as Executive Vice President and Chief Legal and Administrative Officer. Prior to joining Southwest Gas, Ms. Haller worked as a lawyer in private practice, focused primarily on commercial litigation, business transactions, and corporate law. She is a member of the State Bars of Arizona, California, and Nevada. Ms. Haller serves on the Boards of Directors of the Legal Aid Center of Southern Nevada, Las Vegas Global Economic Alliance and the American Gas Association. She received a B.S. in finance with honors from the University of Wyoming and a J.D. from Cornell Law School.

President and Chief Executive Officer  
Southwest Gas Holdings, Inc.  
Chief Executive Officer  
Southwest Gas Corporation

**Director Since:** 2022

**Board Committees:** None

### Qualifications, Skills and Experience

The Board determined that Ms. Haller should serve as a director because, as President and Chief Executive Officer of the Company, she has a unique understanding of the Company's businesses, customers, end markets, supply chains, utility operations, talent development, policies and internal functions through her service in a wide range of management roles. Ms. Haller also brings experience with financial, environmental, regulatory and legal issues of importance to the Company and its subsidiaries.

**Number of Other Public Company Boards:** 0

## Jane Lewis-Raymond



Ms. Lewis-Raymond, 57, is principal of Hilltop Strategies, a strategy and consulting firm engaged with corporate leaders on strategic leadership.

Ms. Lewis-Raymond has served the natural gas industry as an attorney and executive for over three decades. She was previously an attorney with Parker Poe Adams and Bernstein LLP and Senior Vice President and Chief Legal, Compliance and External Relations

Officer of Piedmont Natural Gas Company, Inc., where she led top line growth and measurable strategic and sustainability directives to build long-term value for shareholders. Earlier in her career, she served as the American Gas Association's Vice President of Regulatory Affairs. Ms. Lewis-Raymond serves on the board of MeckEd, where she chairs the Governance Committee and on the board of Keystone Energy, where she is a member of the Steering Committee. She served on the National Advisory Council for Teach For America and is a member of Women Executives, Charlotte. She previously served as Chair of Teach for America's Charlotte-Piedmont Triad Advisory Board. In 2021, she earned a certificate in ESG: Navigating the Board's Role from Berkeley Law Executive Education. She is a graduate of the University of Maryland and an Order of the Coif graduate of the University of Maryland School of Law.

Principal,  
Hilltop Strategies  
Retired Executive,  
Piedmont Natural Gas Company, Inc.

**Director Since:** 2019

**Board Committees:** Audit,  
Compensation (Chair), Strategic  
Transactions

### Qualifications, Skills and Experience

The Board determined that Ms. Lewis-Raymond should serve as a director of the Company because of her legal and public company director experience, as well as her work as a natural gas industry senior executive. In addition, her knowledge and experience with ESG topics and with corporate governance initiatives relating to enterprise risk management, federal regulatory pipeline safety, cybersecurity and crisis management planning were key to the Board's recommendation.

**Number of Other Public Company Boards:** 0

## Henry P. Linginfelter



Mr. Linginfelter, 62, is the retired Executive Vice President of Southern Company Gas, the largest gas utility in the U.S. He was responsible for all operations, safety, construction, customer service, engineering, environmental, gas supply and control, budgeting and planning, and financial planning, among others. He served on the board of the Southern Company's captive insurance business, which

assessed and mitigated risk and liability issues across the corporation. He has broad executive and operating experience, as well as extensive experience in regulatory and legislative affairs. Mr. Linginfelter is the former Chair of the Southern Gas Association, and served on the American Gas Association Leadership Council for several years. He serves on the board of American Electric Power Company, Inc. (NASDAQ: AEP) in addition to several not-for-profit boards, and is former Chief of the Georgia Chamber of Commerce. Mr. Linginfelter was selected for his position as a director pursuant to the terms of the Company's Cooperation Agreement with the Icahn Group.

## Anne L. Mariucci



Ms. Mariucci, 66, has over 30 years of experience in finance, construction and real estate development. She currently serves as the General Partner of MFLP, a family office and investment entity. Ms. Mariucci previously held a number of senior executive management roles with Del Webb Corporation and was responsible for its large-scale community development and homebuilding business. She also served as President of Del

Webb following its merger with Pulte Homes, Inc. in 2001 until 2003. She serves as a director of CoreCivic, Inc. (NYSE: CXW), Taylor Morrison Home Corporation (NYSE: TMHC), Berry Corporation (NASDAQ: BRY), and is currently Chair of the Board of Directors for Banner Health, a large non-profit healthcare system. She is an investor and Advisory Board member of Hawkeye Partners, a real estate private equity firm. Ms. Mariucci is a past chair of the Arizona Board of Regents, and a past director of the Arizona State Retirement System, HonorHealth and Action Performance Companies. Ms. Mariucci received her undergraduate degree in accounting and finance from the University of Arizona. She completed the Corporate Financial Management Program at Stanford's Graduate School of Business, and has been certified as a CPA and a FINRA Securities Financial and Operations Principal.

Retired Executive,  
Southern Company Gas

---

**Director Since:** 2022

**Board Committees:** Nominating and Corporate Governance, Strategic Transactions

### Qualifications, Skills and Experience

The Board determined that Mr. Linginfelter should serve as a director because of his experience in the natural gas industry. His experience in operations, safety, customer service and risk management were important to the Board's recommendation.

**Number of Other Public Company Boards:** 1

Private Investor  
Retired Real Estate Development and Homebuilding Executive

---

**Director Since:** 2006

**Board Committees:** Compensation, Nominating and Corporate Governance, Strategic Transactions (Chair)

### Qualifications, Skills and Experience

The Board determined that Ms. Mariucci should serve as a director of the Company because of her business, investment and financial expertise and experience in the housing and construction industry with Del Webb Corporation and Pulte Homes throughout the Company's service territories. She also brings valuable public company board experience.

**Number of Other Public Company Boards:** 3



## Carlos A. Ruisanchez



Carlos A. Ruisanchez, 52, is the co-founder of Sorelle Capital, a firm investing in and developing hospitality, consumer and real estate businesses. Prior to Sorelle, he served as President and Chief Financial Officer of Pinnacle Entertainment, Inc., a leading gaming entertainment company, until its sale in 2018. He joined Pinnacle in 2008 as Executive Vice President, Strategic Planning and Development. He became

Pinnacle's Chief Financial Officer in 2011, President and Chief Financial Officer in 2013, and Board Member in 2016. Prior to joining Pinnacle Entertainment, Inc., Mr. Ruisanchez was Senior Managing Director at Bear Stearns & Co., Inc., an investment banking firm, where he held various positions from 1997 to 2008. As Senior Managing Director of Bear Stearns & Co., he was responsible for corporate clients in the gaming, lodging and leisure industries, as well as financial sponsor banking relationships. He is an independent board member of Cedar Fair Entertainment Company (NYSE: FUN), where he serves on the Compensation Committee and chairs the Audit Committee. He has a B.S. in Finance from University of Connecticut School of Business and an M.B.A from University of California Berkeley, HAAS School of Business.

Co-founder,  
Sorelle Capital

**Director Since:** 2022

**Board Committees:** Audit, Nominating and Corporate Governance, Strategic Transactions

### Qualifications, Skills and Experience

The Board determined that Mr. Ruisanchez should serve as a director of the Company because of his expertise in corporate finance, investment banking, and highly regulated industries - areas of importance to the Company and its subsidiaries. Mr. Ruisanchez also brings public company leadership and board experience.

**Number of Other Public Company Boards:** 1

## Ruby Sharma



Ms. Sharma, 57, is a Fellow Chartered Accountant of the Institute of Chartered Accountants in England and Wales. She was the Managing Partner of RNB Strategic Advisors, a strategic advisory firm from 2018 until 2022. Ms. Sharma served as a Partner at Ernst & Young LLP (now known as EY) from 2002 until 2017, where she founded and led the Center for Board Matters, focused on global strategy and execution and

providing governance services to boards and the C-suite, and worked in Fraud Investigations and Dispute Services. Her prior experience includes serving as Senior Manager of Forensic and Litigation Services at Arthur Andersen LLP from 1999 to 2002. She is a multi-cultural, global business advisor and a frequent keynote speaker and panelist on corporate governance topics, and has authored several audit committee handbooks, white papers on governance, value protection and diversity and inclusion topics. Ms. Sharma is a member of the boards of directors of ATI, Inc. (NYSE: ATI), S&C Electric Company (private), Bowflex, Inc. (formerly Nautilus, Inc.) (NYSE: BFX), and SoundThinking, Inc. (formerly ShotSpotter) (NASDAQ: SSTI). Ms. Sharma was selected for her position as a director pursuant to the terms of the Company's Cooperation Agreement with the Icahn Group.

Former Partner,  
EY LLP

**Director Since:** 2022

**Board Committees:** Compensation, Nominating and Corporate Governance

### Qualifications, Skills and Experience

The Board determined that Ms. Sharma should serve as a director because of her expertise in accounting, auditing and corporate governance. Ms. Sharma also brings public company board experience.

**Number of Other Public Company Boards:** 3

## Andrew J. Teno



Mr. Teno, 38, is President and Chief Executive Officer of Icahn Enterprises L.P., a diversified holding company engaged in various businesses, including investment, energy, automotive, food packaging and others. Prior to his appointment to this role in February 2024, Mr. Teno was a portfolio manager at Icahn Capital. Prior to joining Icahn Capital in 2020, Mr. Teno worked for Fir Tree Partners from 2011 to 2020, a New

York based private investment firm. Mr. Teno received an undergraduate business degree from the Wharton School at the University of Pennsylvania in 2007. He is currently a director of Icahn Enterprises L.P. (NASDAQ: IEP) and Illumina (NASDAQ: ILMN) a biotechnology company. He previously served as a director of Cheniere Energy, Inc., a liquified natural gas company, FirstEnergy Corp., and Crown Holdings, Inc. Mr. Teno has broad business and investment experience, has experience as a public company director, including as an Audit Committee member, and has familiarity with the utilities and infrastructure services industries, as well as other national and international business matters. Mr. Teno was selected for his position as a director pursuant to the terms of the Company's Cooperation Agreement with the Icahn Group.

President and Chief Executive Officer,  
Icahn Enterprises L.P.

**Director Since:** 2022

**Board Committees:** Compensation,  
Strategic Transactions

### Qualifications, Skills and Experience

The Board determined that Mr. Teno should serve as a director because of his business, finance and energy industry expertise. Mr. Teno also brings public company board experience.

**Number of Other Public Company  
Boards:** 2

## A. Randall Thoman



Mr. Thoman, 72, is principal of Thoman International, LLC, a business advisory and consulting firm. He has been a Certified Public Accountant for more than 40 years. He began his career with Deloitte & Touche LLP and became a Partner in June 1991. For 15 years, Mr. Thoman was the Partner with primary responsibility for the technical interpretation and application of

accounting principles and audit standards and the review of all reporting issues and financial statements for Nevada-based companies registered with the SEC. He retired from Deloitte & Touche LLP in October 2009. Mr. Thoman serves on the board of Boyd Gaming Corporation (NYSE: BYD) and previously served on the board of SHFL entertainment, Inc. until its acquisition in 2013. Mr. Thoman received his degree in accounting from the University of Utah. Due to his experience and Audit Committee leadership skills, the Board approved an exception to the Company's Corporate Governance Guidelines, enabling Mr. Thoman to stand for reelection at the Annual Meeting despite his having attained the retirement age set forth in the Guidelines.

Principal,  
Thoman International, LLC  
Retired Partner,  
Deloitte & Touche LLP

**Director Since:** 2010

**Board Committees:** Audit (Chair),  
Compensation

### Qualifications, Skills and Experience

The Board determined that Mr. Thoman should serve as a director of the Company because of his business, accounting and auditing experience with Deloitte & Touche LLP, his leadership positions at the firm and his experience with SEC reporting and compliance, as well as his experience as a director of another publicly traded company. Mr. Thoman's comprehensive corporate auditing and finance experience qualifies him to provide guidance and oversight in his role as Chair of the Audit Committee.

**Number of Other Public Company  
Boards:** 1

## Leslie T. Thornton



Leslie T. Thornton, 65, is a retired utility company executive and former law firm partner at two Washington D.C. based national law firms. In the Clinton administration, she served in various senior roles including Chief of Staff to the U.S. Secretary of Education and Deputy Advisor for the 1996 Presidential Debates. She previously served as Senior Vice President, General Counsel & Corporate Secretary, and

Merger Transition Counsel, at WGL Holdings, Inc. until her retirement in 2018. During her tenure with WGL, Ms. Thornton earned her Master of Laws degree in National Security Law with a cybersecurity focus. Since 2005, she has been a member of the Board of Directors of Perdoceo Education Corporation (NASDAQ: PRDO). Ms. Thornton also serves on the Boards of Trustees for the University of the District of Columbia David A. Clarke School of Law and the D.C. Public Defender, and is on the Advisory Boards of the Association of Corporate Counsel Leadership Academy and Aiden Technologies, Inc. Ms. Thornton was a Board Leadership Fellow for the National Association of Corporate Directors. She is a frequent speaker on governance, compliance, cybersecurity and data protection, and diversity and inclusion. She is a graduate of the University of Pennsylvania and Georgetown University Law Center.

Retired Executive,  
WGL Holdings, Inc. & Washington Gas  
Light Company

---

**Director Since:** 2019

**Board Committees:** Audit, Nominating  
and Corporate Governance (Chair)

### **Qualifications, Skills and Experience**

The Board determined that Ms. Thornton should serve as a director because of her legal experience, service as a utility industry senior executive, and her expertise in the areas of critical infrastructure cybersecurity and data protection, labor and employment issues, corporate governance, and corporate transactional matters. She also brings extensive public affairs expertise, as well as public company board experience.

**Number of Other Public Company  
Boards:** 1



## EXECUTIVE COMPENSATION

### COMPENSATION DISCUSSION AND ANALYSIS

This Compensation Discussion and Analysis describes our 2023 executive compensation program, the compensation decisions made by the Compensation Committee (the “Committee”) under our executive compensation program and the factors considered in making such decisions. This section focuses on the compensation of the Company’s named executive officers (“NEOs”) for fiscal 2023, who were:

- Karen S. Haller, President and Chief Executive Officer (the “CEO”)
- Robert J. Stefani, Senior Vice President/Chief Financial Officer
- Paul M. Daily, Former President and Chief Executive Officer, Centuri Group, Inc.\*
- Justin L. Brown, President, Southwest Gas Corporation
- Randall P. Gabe, Senior Vice President/Chief Administrative Officer, Southwest Gas Corporation

*\*Mr. Daily’s employment terminated on January 31, 2024, and William J. Fehrman began serving as the President and CEO of Centuri on January 12, 2024.*

#### Company Overview

Southwest Gas Holdings, Inc. (the “Company”) is a holding company, owning all of the shares of common stock of Southwest Gas Corporation (“Southwest”) and Centuri Group, Inc. (“Centuri”). Southwest is engaged in the business of purchasing, distributing, and transporting natural gas for customers in portions of Arizona, California and Nevada. Centuri is a strategic infrastructure services company that partners with regulated utilities to build and maintain the energy network that powers millions of homes and businesses across the United States and Canada.

Each of the officers listed above were determined to be NEOs due to their position as CEO, Chief Financial Officer or one of the other three most highly compensated executive officers of the Company during 2023. This Compensation Discussion and Analysis addresses the compensation program of the Company, including elements of the compensation programs of its operating subsidiaries, Southwest and Centuri, as applicable to each of the NEOs. In this Compensation Discussion and Analysis, we sometimes refer to Ms. Haller and Messrs. Stefani, Brown and Gabe as the “Southwest Officers.”

#### Executive Summary

---

##### 2023 Business Performance Overview

In 2023, we continued to provide stockholders with an attractive blend of steady regulated returns and utility services growth. Throughout 2023, the Board focused on evaluating options to separate Centuri into a standalone, independent company and continued the process of executing on the strategic plan for Southwest to optimize the utility.

Under our natural gas operations business, Southwest safely and reliably purchases, distributes and transports natural gas to over two million customers in parts of Arizona, California and Nevada. Southwest added more than 40,000 new meter sets across its service territories in 2023, and is positioned for continued long-term value creation as we continue supporting the growing demand for essential natural gas service and industry trends such as gas infrastructure replacement, and safety and reliability investments.

Within our wholly-owned subsidiary, Centuri, we operate a comprehensive utility infrastructure services enterprise that delivers a diverse array of solutions to North America’s blue-chip electric, gas and combination utilities. In December 2023, the Company announced it intended to pursue an initial public offering of newly issued shares of Centuri Holdings, Inc. (the “Centuri IPO”) to advance the separation of Centuri as an independent utility infrastructure services company.

##### 2023 Financial Performance

- Earnings per diluted share of \$2.13 in 2023.
- Annualized dividends declared per share were \$2.38 in 2021, \$2.48 in 2022, and \$2.48 in 2023. In February 2024, the Board determined to retain the quarterly dividend at 62 cents per share for the June 2024 dividend payment, and the Board will reexamine our dividend policy following the Centuri IPO.
- Centuri experienced revenues of \$2.9 billion in 2023, an increase of \$139 million, or 5%, compared to 2022.
- Southwest recorded net income of \$242.2 million in 2023, compared to net income of \$154.4 million in 2022.

## *Notable Accomplishments*

- In studies conducted by a leading national consumer insights firm, Southwest ranked #1 in the West for customer satisfaction among residential and business utility customers in the U.S. for the fourth consecutive year.
- Southwest finalized its Arizona rate case, with an annualized revenue increase of \$54 million, effective February 1, 2023, to recover investments made for the benefit of customers. Another Arizona rate case was filed in February 2024.
- Southwest filed a general rate case in Nevada in September 2023.
- In February 2023, the Company completed the MountainWest sale and paid down the remaining balance of the Company term loan used to initially fund the MountainWest acquisition.
- An application for the Centuri separation was approved by the Arizona Corporation Commission.
- In September 2023, a draft Registration Statement on Form S-1 was confidentially submitted with the SEC for the Centuri IPO.

## *Incentive Compensation Structure*

The Committee believes our incentive compensation program is a powerful tool to attract, retain and motivate high performing leaders, and it is designed to reward NEOs for strong Company financial performance and long term value creation for our stockholders. It also (i) is a competitive program relative to the market and our peers, (ii) aligns with market best governance practices, (iii) supports robust pay-for-performance alignment, and (iv) provides the appropriate linkage between executive compensation and the Company's long-term business strategy.

The executive compensation program provides for cash-based annual incentive awards. For Southwest Officers, long-term equity compensation is comprised of performance-based restricted stock units that vest at the end of the three-year performance period based on the achieved performance results against rigorous pre-set targets ("Performance Share Units"), and time-lapse restricted stock units that vest over a three-year period ("time-lapse RSUs"). Under this structure, the greater portion of our NEOs' total compensation is at-risk and variable based on performance relative to metrics that are more directly aligned with our long-term performance, customer interests and stockholder returns. The former Centuri CEO received long-term equity incentive compensation which is comprised of time-lapse RSUs with three-year cliff vesting and Performance Share Units which vest three years after grant, based on achievement of financial performance goals between January 1, 2023 and December 31, 2023.

## *Annual Incentive Compensation Paid for 2023 Performance*

For purposes of determining results under the annual incentive compensation program, Southwest achieved \$240 million in utility adjusted net income in fiscal 2023, which exceeded the target level of performance. Centuri achieved \$178 million in free cash flow, which also exceeded the target level of performance. These results, coupled with achievements under applicable operational and safety goals, resulted in Ms. Haller and Mr. Stefani receiving annual incentive awards equal to 140% of their respective target awards and Mr. Brown and Mr. Gabe receiving an award equal to 143% of their target awards (each as a specified percentage of base salary). Mr. Daily received an annual incentive award equal to 141.5% of his target award (specified as a percentage of base salary). Utility adjusted net income and free cash flow are non-GAAP measures. See "Details of Compensation Program - Annual Incentive Compensation" below for a description of all adjustments made.

Past Company performance has established a strong financial platform for sustainable growth into the future, and this year's accomplishments are expected to contribute to our ability to provide stockholder returns over the long-term. Going forward, we expect our incentive compensation structure (as discussed in more detail below), to continue to strengthen alignment between executive compensation and stockholder returns.

## *Commitment to Best Practices*

We believe in the importance of aligning the financial interests of the Company's executives with those of stockholders and maintaining executive compensation policies that are consistent with robust corporate and compensation program governance. The Committee reviews our executive compensation program annually to ensure it maintains its competitiveness with the market and supports our long-term growth strategy. Key policies include:

- Robust stock ownership guidelines for NEOs and directors.
- Compensation Committee composed only of Independent Directors.
- Independent compensation consultant retained by the Compensation Committee.

- Double-trigger change in control arrangements which do not provide for excise tax gross-ups or severance amounts greater than three times base salary, excluding incentive compensation, welfare benefits, retirement benefits and outplacement services.
- No dividends paid on unvested stock-based awards until the underlying awards have vested.
- No tax gross-up on benefits, change in control payments, or perquisites.
- Clawback policy applicable to annual and long-term incentive compensation.
- Regular peer group review used to assess executive compensation.
- Annual say-on-pay vote for stockholders.
- Anti-pledging and anti-hedging policies that apply to all of our NEOs, other Section 16 officers and directors.
- No excessive perquisites provided to NEOs.

## Compensation Program Objectives, Key Considerations and Principles

### Philosophy and Objectives

We believe in the importance of aligning the financial interests of the Company's executives with those of stockholders. By emphasizing our goal to build stockholder value by focusing on fundamental business strategies of operational excellence, strategic growth and financial stewardship, and by operating true to our core values of safety, excellence, quality, partnership, stewardship and value, we motivate achievements that are the platform for increased stockholder returns. A significant portion of our NEOs' compensation is designed to be variable and tied to the achievement of key financial and strategic performance objectives, which helps us to incentivize our NEOs to create long-term value for our stockholders.

In our utility segment, we strive to work collaboratively with regulators to achieve positive results for both customers and stockholders, and we recognize that customer satisfaction and the Company's safety record are both essential elements in the regulatory process. Safety is also critical to the success of our utility infrastructure services segment, and safety goals carry significant weight under Centuri's annual incentive plan.

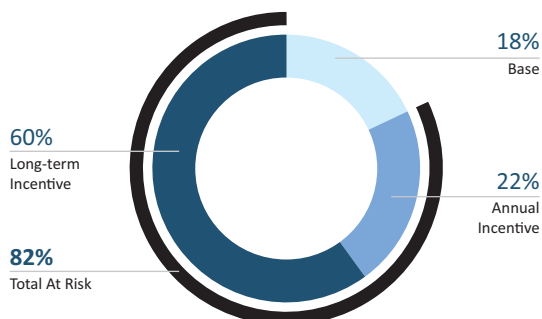
In particular, the Company's compensation program has been designed to accomplish the following objectives:

- Establish competitive compensation plans to attract, retain and motivate high performing senior leaders;
- Emphasize a pay-for-performance culture to reward both annual and long-term Company performance while not encouraging excessive risk-taking;
- Create long-term alignment between the interests of senior executives and stockholders; and
- Support our strategic initiatives and financial goals.

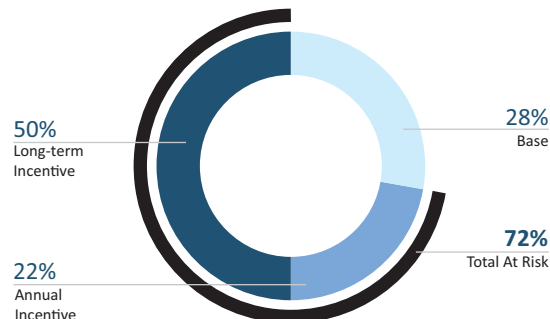
### Pay for Performance

With respect to each of our NEOs, all annual cash incentives and long-term equity incentives are "at risk," as those awards are either variable based on the level of performance against incentive targets or are subject to continued employment during a three-year vesting period. The portion of total direct compensation designed to be at risk depends upon the NEO's position and the ability to influence outcomes, as well as market pay levels and risk mitigation considerations. Ms. Haller, the Company's CEO, has the largest portion of pay at risk. In 2023, the percentage of her targeted total direct compensation opportunity at risk was 82%. For the other NEOs, the average percentage of such compensation at risk was 72%.

### CEO Target Compensation



### Other NEOs Target Compensation



## Compensation Program Administration

---

### *Role of the Committee*

The Committee oversees our executive compensation program and is responsible for reviewing and approving all executive compensation and benefit plans of the Company's executive officers, including its NEOs. The Committee meets regularly throughout the year to review and discuss, among other items, our compensation philosophy, changes in compensation governance, composition of our peer group, corporate goals and objectives relevant to the CEO's compensation, the CEO's performance in relation to such goals and objectives and, together with the other Independent Directors of the Board, the CEO's actual compensation. The Committee also reviews, based on the recommendations provided by the CEO, and approves the salaries and incentive compensation for the other executive officers, including the NEOs. The Committee's Charter is available on the Company's website at [www.swgasholdings.com](http://www.swgasholdings.com).

### *Role of Management*

Management, including the NEOs, receives direction from the Committee regarding executive compensation. Management annually provides information to the Committee regarding market practices and pay levels of the various elements of direct compensation (including target awards for incentive compensation), as well as the thresholds, targets and maximums of the performance measures. Information is gathered from Company operating data, external independent surveys and publicly available compensation comparisons. Decisions regarding CEO compensation are made solely by the Committee meeting in executive session without the CEO or any other NEOs present. Decisions regarding the compensation of other NEOs are also made by the Committee, in consultation with the CEO, but without the other NEOs being present.

### *Role of Independent Compensation Consultant*

Korn Ferry served as the independent compensation consultant to the Committee from January to March 2023. In April 2023, the Committee directly retained Aon's Human Capital Solutions practice, a division of Aon ("Aon"), as an independent compensation consultant to the Committee. Centuri management engaged Meridian Compensation Partners ("Meridian") to advise on executive compensation. Aon's engagement with the Committee as its independent compensation consultant included a review and analysis of several aspects of the executive compensation program, including the following:

- Peer group review;
- Providing and analyzing compensation market data;
- Analyzing incentive plan design;
- Advising on the reasonableness of our NEO compensation levels and programs;
- Review of our Compensation Discussion and Analysis disclosure;
- Performing benchmarking and analysis of our Board of Directors' compensation; and
- Attending each Committee meeting, including meeting with the Compensation Committee in private executive sessions, without management present.

Korn Ferry did not receive fees from the Company for services other than executive compensation services requested by the Committee. In addition to serving as the Committee's independent compensation consultant, Aon also performed retirement plan consulting services for Southwest. In 2023, Aon received approximately \$1,153,780 from the Company and Southwest, including approximately \$129,021 for executive compensation services. During 2023, Meridian did not receive fees from the Company or Centuri for services other than executive compensation services. For 2023, the Committee analyzed whether the work of Korn Ferry, Aon, Meridian or any other executive compensation adviser raised any conflicts of interest, taking into consideration all relevant factors, including those set forth in Rule 10C-1(b)(4)(i) through (vi) under the Exchange Act. The Committee determined, based on its analysis of all relevant factors, that no conflicts of interest were present.

## How We Determine Amounts Paid for Each Element of Compensation

---

We operate in a competitive environment for talented executives, and the Committee analyzes a variety of information as it seeks to identify competitive levels of compensation within the relevant markets in which we operate.

## Peer Group

The companies in the compensation peer group for the Southwest Officers were selected because they represent those publicly traded companies considered by the Committee to be the most comparable to the Company in terms of revenue, market capitalization, business operations, operational complexity and overall financial performance. To maintain a meaningful comparison, the Committee reviews the peer group regularly for changes due to M&A activity or shifts in our peers' business focus or operations. For setting 2023 executive compensation, the Committee reviewed the peer group used in 2022 and determined to remove South Jersey Industries because it became a private company and no longer reported compensation information. The peer group was composed of 19 companies in the utility industry.

- Alliant Energy Corporation
- Ameren Corporation
- Atmos Energy Corporation
- Avista Corporation
- Black Hills Corporation
- CMS Energy Corporation
- Evergy, Inc.
- Hawaiian Electric Industries, Inc.
- IDACORP, Inc.
- MDU Resources Group, Inc.
- New Jersey Resources Corporation
- NiSource Inc.
- NorthWestern Corporation
- OGE Energy Corporation
- ONE Gas, Inc.
- Pinnacle West Capital Corporation
- Portland General Electric Company
- PNM Resources, Inc.
- Spire, Inc.

For Centuri, the Committee reviewed the peer group used in 2022 and determined that no changes were necessary.

- Comfort Systems USA, Inc.
- Dycom Industries, Inc.
- Granite Construction Inc.
- Matrix Service Company
- MYR Group Inc.
- Primoris Services Corporation
- Sterling Infrastructure, Inc.
- Team, Inc.
- Tetra Tech, Inc.

## Compensation Review

Aon performed comprehensive competitive compensation benchmarking, which included assessments of all elements of compensation for the Southwest Officers and Mr. Daily. The competitive compensation benchmarking data reviewed by the Committee included base salary, annual incentive compensation and long-term incentive compensation found in the proxy statements filed by companies in the peer groups for Southwest and Centuri.

## Review of Peer Compensation

In reference to the data and analyses discussed above, the Committee reviewed competitive target compensation levels for each NEO relative to the 50<sup>th</sup> percentile of the relevant market. For each NEO position, base salary, target total cash compensation (base salary plus annual incentive award) and target total direct compensation (base salary plus annual incentive award plus the target value of long-term incentive compensation) were benchmarked and analyzed at the median level. In determining the NEOs' overall compensation, we annually compare elements of compensation with those of the relevant market to ensure the Company remains competitive. The Committee found that overall target total direct compensation for each NEO was generally aligned with the relevant market benchmarks.

Other elements of overall compensation for the NEOs (perquisites, welfare benefits, retirement benefits and post-termination benefits) were implemented at various times over the past several years to remain competitive with the relevant market and are reviewed periodically.

## Consideration of 2023 Say-on-Pay Vote

The Company holds an annual say-on-pay advisory vote regarding executive compensation. At the 2023 Annual Meeting of Stockholders, approximately 96% of the votes cast were in favor of the compensation of the NEOs as described in the proxy statement for the 2023 Annual Meeting. The Board and Committee reviewed this vote result and determined that, given the significant level of support, no changes to our executive compensation philosophy, policies and decisions were necessary based solely on the vote result. We determined that our stockholders should vote on a say-on-pay proposal each year as recommended by stockholders at the most recent "say-on-frequency" vote in 2023. The Board recommends that you vote FOR Proposal 2 at the Annual Meeting. For more information, see "Advisory Vote to Approve the Company's Executive Compensation" in this Proxy Statement.



We maintain a regular ongoing dialogue with our stockholders and welcome stockholder perspectives regarding our executive compensation program.

## Details of Compensation Program

The nature of the Company's operations and competitive considerations have led the Committee to design and employ a compensation program that we believe is comparable to compensation programs widely used in the natural gas distribution and utility infrastructure services industries, as applicable. To accomplish our objectives, our program is designed to respond to changing market conditions and to offer a broad spectrum of compensation opportunities. Performance is the critical component of our program, and both individual and overall Company performance can impact an NEO's level of compensation on an annual basis.

### Why We Pay Each Element

The elements of executive compensation for the NEOs and the purpose for providing each element are described below:

Element	Purpose	Summary of Features
Base Salary	<ul style="list-style-type: none"> <li>Recognize leadership responsibilities and value of executive's role to the Company.</li> <li>Serve as a competitive compensation foundation.</li> </ul>	<ul style="list-style-type: none"> <li>Targeted at 50<sup>th</sup> percentile of relevant peer group companies.</li> <li>Adjustments are made based upon the value of the position to the business, individual performance and pay relative to the appropriate market.</li> </ul>
Annual Cash Incentives	<ul style="list-style-type: none"> <li>Encourage and reward NEO contributions in achieving short-term performance goals, including important social goals of safety and customer satisfaction.</li> <li>Align management interests with customers and stockholders.</li> </ul>	<ul style="list-style-type: none"> <li>For Southwest Officers, no awards paid unless at least 80% of target adjusted net income is achieved. For Centuri, no awards paid unless at least 50% of target free cash flow performance is achieved.</li> <li>Awards paid out annually in cash.</li> <li>Award values are subject to downward adjustment to avoid windfalls and maintain internal equity.</li> </ul>
Long-Term Equity Incentives	<ul style="list-style-type: none"> <li>Provide executives with long-term performance goals to work toward.</li> <li>Align management interests with customers and stockholders.</li> <li>Retain management with awards subject to service vesting.</li> </ul>	<ul style="list-style-type: none"> <li>Southwest Officers receive long-term incentives through both time-lapse RSUs and Performance Share Units.</li> <li>The former Centuri CEO received time-lapse RSUs and Performance Share Units, both with three-year vesting.</li> <li>Southwest Officers' performance awards are earned based on three-year financial performance.</li> <li>Due to the planned Centuri IPO, the former Centuri CEO's performance awards are earned based on free cash flow performance of Centuri during 2023, with two additional years of time-based vesting following the end of the performance period.</li> </ul>

Element	Purpose	Summary of Features
Executive Health, Welfare and Retirement Benefits	<ul style="list-style-type: none"> <li>Provide executives reasonable and competitive benefits.</li> <li>Encourage savings for retirement.</li> <li>Retain executives with postretirement benefits subject to service vesting.</li> </ul>	<ul style="list-style-type: none"> <li>Health and welfare benefits consistent with standard benefits provided to all employees.</li> <li>401(k) plan and nonqualified deferred compensation plans allow for deferral of compensation and Company contributions.</li> <li>Qualified and supplemental nonqualified pension benefits for the Southwest Officers hired before January 1, 2022.</li> </ul>
Southwest Change in Control Agreements	<ul style="list-style-type: none"> <li>Ensure attention and dedication to performance without distraction in the circumstance of a potential change in control.</li> <li>Enables executives to maintain objectivity with respect to merger or acquisition offers considered by the Board.</li> </ul>	<ul style="list-style-type: none"> <li>Double trigger change in control severance agreements without any excise tax gross-up.</li> <li>Accelerated vesting of equity awards upon certain terminations following change in control.</li> <li>Potential increase to supplemental pension benefit for Southwest Officers hired before January 1, 2022.</li> </ul>
Southwest Chief Financial Officer Employment Agreement	<ul style="list-style-type: none"> <li>Ensure attention and dedication to performance without distraction in the circumstance of strategic alternatives review.</li> <li>Provide an incentive to enter into executive employment relationship.</li> <li>Protect the Company's interests.</li> </ul>	<ul style="list-style-type: none"> <li>Provides severance outside of change in control scenario.</li> <li>Includes signing bonus and special grant of time-lapse RSUs vesting over three years.</li> </ul>
Centuri CEO Employment Agreement and Separation Agreement*	<ul style="list-style-type: none"> <li>Ensure attention and dedication to performance without distraction in the circumstance of a potential change in control.</li> <li>Provide an incentive to enter into executive employment relationship.</li> <li>Protect the Company's interests.</li> </ul>	<ul style="list-style-type: none"> <li>Two-year term, with automatic renewals.</li> <li>Provides change in control severance and severance outside of change in control scenario.</li> <li>Non-competition and non-solicitation restrictive covenants.</li> </ul>

\* On December 13, 2023, the Company and Centuri entered into a Transition and Separation Letter Agreement with Mr. Daily (the "Daily Separation Agreement"). The existing employment agreement between the Company, Centuri, and Mr. Daily, dated as of April 18, 2016, remained in effect, except for the severance provisions. For more information on this, see "Executive Compensation - Compensation Discussion and Analysis - Post-Termination Benefits."

### Base Salaries

Salaries for the NEOs are established based on the scope of their responsibilities, taking into account competitive market compensation paid by the peer group for similar positions. The competitive market processes and data regarding the 50<sup>th</sup> percentile pay level of peer companies were used by the Committee to help ensure that salaries are reasonable, competitive and properly address position responsibilities. The market data on the range of salaries at the peer companies serves as a reference point and provides information on the range of competitive pay levels and current compensation practices in our industry. Salaries are reviewed annually and are subject to mid-year adjustment to maintain alignment with the market and to reflect changes in individual responsibilities, performance, and experience. In 2023, the Committee approved merit increases of varying amounts for the Southwest Officers to reflect performance achievements and to ensure market competitiveness.

## Annual Incentive Compensation

We establish cash incentive opportunities on an annual basis, expressed as a percentage of each individual's base salary. The target level of annual incentive opportunities granted to NEOs is based primarily on the competitive compensation benchmarking. The target incentive opportunities for the NEOs were set at the following percentages of base salary for 2023:

	Incentive Opportunities (% of salary)
Karen S. Haller	125%
Robert J. Stefani	70%
Paul M. Daily	110%
Justin L. Brown	75%
Randall P. Gabe	60%

**Southwest Annual Incentives.** Annual incentive opportunities are payable entirely in cash, only if at least 80% of target adjusted net income is achieved. The 2023 performance measures for Southwest Officers were tied to measures of financial performance, customer satisfaction, productivity and safety. For 2023, the Committee derived the targets for our four performance measures as follows:

Performance Metric	Weighting	Metric Description
Financial Performance	40%	For Ms. Haller and Mr. Stefani, utility adjusted net income is weighted at 30%, and Centuri free cash flow is weighted at 10%, because of their influence over both of the Company's business segments. For Messrs. Brown and Gabe, utility adjusted net income is weighted at 40%.  Fiscal 2023 Targets: Aligned to business plans and budgets.
Customer Satisfaction	15%	Reflects our performance on independent customer surveys conducted in each of our utility operating divisions to reinforce commitment to our customers.  Fiscal 2023 Target: Slightly recalibrated so that target matched actual performance from 2022.
Productivity	30%	Rewards success in reaching a predetermined level of operations and maintenance expense per customer.  Fiscal 2023 Target: Based on budgeted operations and maintenance expense and budgeted customer additions.
Safety	15%	Oriented toward minimizing incidents associated with the Company's natural gas distribution systems and thereby linked to risk reduction in areas such as regulation, operations, reputation and franchise value.
<ul style="list-style-type: none"> <li>▪ Damage per 1,000 tickets</li> <li>▪ Response Times within 30 minutes</li> </ul>	7.5%  7.5%	Fiscal 2023 Targets: Slightly decreased from 2022.

Actual awards for each measure are determined as of year-end by comparing the Company's performance to the threshold, target and maximum levels set by the Committee at the beginning of the year for each performance measure. When threshold performance for any measure is achieved, an award with respect to that measure is earned. Award payouts can range from 50% (at threshold) to 100% (at target) to 200% (at maximum) of the assigned incentive opportunity for each measure, based on where actual results fall in the range from threshold to target to maximum. No awards are paid with respect to any measure if 80% of target adjusted net income is not achieved. We determine actual payouts through linear interpolation.

The Committee may adjust the financial measures for the Company's annual incentive program to ensure that operating results are computed on a comparative basis from year to year and exclude items that may have been out of the control of Company executives. In recognition of the events that took place in 2023 that were not contemplated when the annual incentive targets were set, the Committee adjusted the operations and maintenance expense on a per customer basis ("O&M per customer"), utility adjusted net income and Centuri free cash flow performance measures in determining the actual performance result for purposes of the 2023 annual incentive



program. These adjustments were largely the result of extraordinary events which the Board tasked the NEOs with managing toward a successful resolution for our stockholders and customers while transforming the Company for greater long-term value creation.

The thresholds, targets and maximums and actual results under the four core performance measures for 2023 are set forth below:

Measure	Threshold	Target	Maximum	Actual	Weighting	Payout (% of target)
<b>Holdings Officers:</b>						
Utility Net Income (adjusted) (000s) <sup>(1)</sup>	\$190,464	\$204,800	\$215,040	\$240,348	30%	60.00%
Centuri free cash flow (000s) <sup>(2)</sup>	\$121,400	\$161,900	\$186,200	\$177,978	10%	16.62%
Productivity (O&M per Customer) <sup>(3)</sup>	\$ 224	\$ 219	\$ 215	\$ 219	30%	29.88%
Customer Service Satisfaction	92%	95%	96%	94.9%	15%	14.75%
Safety - Damage per 1,000 Tickets	1.19	0.99	0.89	0.998	7.5%	7.35%
Safety - Response Times within 30 minutes	70%	75%	78%	76.4%	7.5%	11.00%
Rounded Total:					100%	<b>140%</b>
<b>Utility Officers:</b>						
Utility Net Income (adjusted) (000s) <sup>(1)</sup>	\$190,464	\$204,800	\$215,040	\$240,348	40%	80.00%
Productivity (O&M per Customer) (000s) <sup>(3)</sup>	\$ 224	\$ 219	\$ 215	\$ 219	30%	29.88%
Customer Service Satisfaction	92%	95%	96%	94.9%	15%	14.75%
Safety - Damage per 1,000 Tickets	1.19	0.99	0.89	0.998	7.5%	7.35%
Safety - Response Times within 30 minutes	70%	75%	78%	76.4%	7.5%	11.00%
Rounded Total:					100%	<b>143%</b>
<b>Total:</b>						
<b>Holdings Officers</b>						<b>140%</b>
<b>Utility Officers</b>						<b>143%</b>

- (1) Utility adjusted net income is a non-GAAP measure and may differ from results provided in earnings releases furnished to the SEC. In the calculation of the actual result, in addition to the adjustments made with respect to the O&M per customer measure as discussed below, which also impact the utility adjusted income measure (except for the excess internal-use fuel at Southwest that only impacts O&M per customer), the Committee adjusted the utility net income measure by excluding losses in 2023 related to held-for-sale property related to the previous corporate campus and earnings related to changes in values (including any death benefits) associated with Southwest's company-owned life insurance ("COLI") policies. Pursuant to the Committee's adjustment policy, COLI results are always removed, regardless of whether there are resulting earnings or losses.
- (2) Centuri free cash flow is a non-GAAP measure and may differ from components provided in earnings releases furnished to the SEC. For Ms. Haller and Mr. Stefani, the annual incentive program also includes a performance measure related to Centuri that is comparable to a free cash flow determination, calculated as Centuri earnings before interest, taxes, depreciation and amortization ("EBITDA"), less capital expenditures on a gross basis (including amounts not yet paid, but recognized in liabilities). The Committee determined that certain items impacting Centuri EBITDA warranted adjustment due to their being unusual or not fully within the control of management, including Centuri's severance costs, incremental audit fees to support Centuri becoming a separate public company registrant, separation planning and employee retention costs, costs allocated to Centuri related to the Strategic Transactions Committee and differences on foreign currency translation associated with EBITDA components as compared to the expected exchange rate when the target was set.
- (3) With respect to the O&M per customer measure, the Committee approved adjustments for certain costs that differed from targeted amounts, including: postretirement benefit costs, corporate costs, medical benefit costs, excess internal-use fuel costs at Southwest, costs allocated to Southwest associated with the incremental Strategic Transactions Committee undertakings, and costs associated with the utility optimization consultation and review.

The Committee has the discretion to reduce an NEO's overall award that would otherwise be earned to avoid windfalls and for other reasons, including internal equity. The Committee reviews the CEO's individual performance to determine whether there will be any downward adjustment. For 2023, individual performance objectives for the CEO included: implementing Southwest's Utility Optimization Process; executing on the Board's strategic direction

for the separation of Centuri and the sale of MountainWest; enhancing senior leadership capability, investor relations, human capital planning, and financial planning/analysis functions; leading the Company's sustainability vision; and ensuring employee and community safety remains the top priority at all levels of the Company.

The CEO reviews the Southwest Officers' individual performance to determine whether there will be any downward adjustment in the performance awards. As a result of such review, if the CEO recommends a downward adjustment in the performance awards, the CEO will bring the matter before the Committee for review and approval. The Committee reviewed the performance achievements of the CEO and other eligible Southwest Officers and determined that no reductions to their annual incentive awards were warranted with respect to 2023.

Utility adjusted net income exceeded 80% of our target, and achievements under the performance measures aggregated for a payout of 140% of the target incentive award opportunity for Ms. Haller and Mr. Stefani, and 143% of target for Messrs. Brown and Gabe. These aggregated percentage payouts are multiplied by the total incentive opportunity (expressed above as a percentage of base salary) to determine the overall dollar value of the annual award. The following table details the actual payouts associated with the 2023 annual incentive awards for the eligible Southwest Officers:

	Incentive Opportunities (% of salary)	Total Achievement of Performance Measures (% of target)	Incentive Earned (% of salary)	Incentive Earned
Karen S. Haller	125%	140%	175.0%	\$1,575,000
Robert J. Stefani	70%	140%	98.0%	\$563,500
Justin L. Brown	75%	143%	107.3%	\$595,238
Randall P. Gabe	60%	143%	85.8%	\$345,774

**Centuri Annual Incentives.** For Centuri, the Committee selected financial performance and safety goals for the 2023 annual incentive opportunities. In 2023, the financial metric was changed from earnings before tax and amortization to free cash flow, which is a common metric used for valuing companies in the infrastructure services industry. Free cash flow is a non-GAAP measure and is defined as EBITDA less capital expenditures on a gross basis (including amounts not yet paid, but recognized in liabilities). No awards are paid unless at least 50% of target free cash flow is achieved.

Performance Metric	Weighting	Metric Description
Free Cash Flow	80%	Focuses Centuri management on creating value by growing earnings and prudently managing capital expenditures. Fiscal 2023 Target: Aligned to Centuri's business plans and budgets.
Safety	20%	Reflects days away from work, restricted or transferred ("DART") incident rate, which is the industry standard measurement for safety, and total recordable incident rate ("TRIR") to ensure both incident frequency and severity measures are considered. Fiscal 2023 Targets: Both DART and TRIR maximum remained the same but target and minimum are set to require improvement from fiscal 2022.
▪ DART	10%	
▪ TRIR	10%	

Actual awards for each measure are determined as of year-end by comparing Centuri's performance to the threshold, target and maximum levels set by the Committee at the beginning of the year for each performance measure. When threshold performance for any measure is achieved, an award with respect to that measure is earned. Award payouts can range from 65% (at threshold) to 170% (at maximum) of the assigned incentive opportunity for each measure, based on where actual results fall in the range from threshold to target to maximum. We determine actual payouts through linear interpolation.

The thresholds, targets and maximums and actual results under the performance measures for 2023 are set forth below:

Measure	Threshold	Target	Maximum	Actual	Weighting	Payout (% of target)
Free Cash Flow	\$121.4 million	\$161.9 million	\$186.2 million	\$178.0 million	80%	146.5%
Safety (DART)	0.65	0.37	0.30	0.32	10%	149.3%
Safety (TRIR)	1.55	0.93	0.60	1.05	10%	93.4%
<b>Total</b>						<b>141.5%</b>

No annual incentive awards are paid in any year unless 50% of target free cash flow is achieved. In 2023, free cash flow exceeded 50% of target, and achievements under the other performance measures aggregated for a payout of 141.5% of the target incentive award opportunity for Mr. Daily. The aggregated percentage payout is multiplied by the total incentive opportunity (expressed above as a percentage of base salary) to determine the overall dollar value of the incentive award. As discussed above, for the annual incentive program for Company Officers for 2023, the Committee approved certain adjustments to Centuri free cash flow when determining achievement.

The Committee reviews Mr. Daily's individual performance to determine whether there will be any downward adjustment in his performance award. For 2023, individual performance objectives for Mr. Daily focused on executing the Board's strategic direction for the separation of Centuri by improving margins, implementing organizational efficiencies, and implementing Centuri's sustainability and safety programs. The Committee reviewed the performance achievements of Mr. Daily and determined that no reduction to his annual incentive award was warranted with respect to 2023.

The following table details the potential and actual payouts associated with the 2023 annual incentive award to Mr. Daily:

	Annual Incentive Opportunity (% of base salary)	Total Achievement of All Performance Measures (% of target)*	Annual Incentive Earned (% of base salary)*	Annual Incentive Earned
Paul M. Daily	110%	141.5%	155.6%	\$1,260,338

\* Rounded to the nearest tenth of a percent.

### Long-Term Incentive Compensation

Our long-term incentive compensation is designed to provide incentives for maintaining long-term performance and strengthening customer and stockholder value over a three-year performance period. NEOs are incentivized with equity compensation in the form of time-lapse RSUs and Performance Share Units. The Committee determined the value of incentive awards granted to NEOs primarily based on competitive compensation benchmarking. For 2023, the target long-term incentive opportunities for the NEOs were set at the percentages of base salary shown in the following table. The Committee adjusted the mix between time-lapse RSUs and Performance Share Units for the NEOs, following the Committee's analysis of competitive market data, the growth in their management responsibilities, and the desire to increase the portion of their time-lapse RSUs for retention purposes. For Ms. Haller and Messrs. Stefani and Brown, performance based incentive opportunities remained greater than time based incentive opportunities.

	Incentive Opportunities (% of salary)		
	Time-Lapse RSUs	Performance Share Units	Total
Karen S. Haller	138%	206%	344%
Robert J. Stefani	76%	114%	190%
Paul M. Daily	157.5%	67.5%	225%
Justin L. Brown	68%	102%	170%
Randall P. Gabe	45%	45%	90%

**Southwest Long-Term Incentives.** Long-term incentives for the Southwest Officers are composed of time-lapse RSUs and Performance Share Units.

- **Time-Lapse RSUs.** The Committee believes that grants of time-lapse RSUs promote and encourage long-term retention and service to the Company, align the interests of the Southwest Officers with those of our customers and stockholders through increased share ownership, and provide a balanced approach to long-term compensation. At its March 2023 meeting, the Committee approved the 2023 grants under this Board-approved program. The number of time-lapse RSUs granted was determined based on the closing price for our Common Stock for the last trading day of 2022 (\$61.88 per share). The time-lapse RSUs granted in 2023 vest 40% one year

after the award year, 30% two years after the award year, and 30% three years after the award year, subject to the NEOs' continued service with the Company through the applicable vesting date.

The table below illustrates the long-term incentive opportunity granted as time-lapse RSUs.

	Time-Lapse RSU Component (% of salary)	Time-Lapse RSU Component	Time-Lapse RSUs Granted
Karen S. Haller	138%	\$1,181,832	19,099
Robert J. Stefani	76%	\$418,000	6,755
Justin L. Brown	68%	\$350,200	5,659
Randall P. Gabe	45%	\$174,375	2,818

- Performance Share Units.** The Committee believes that the payment of long-term incentive compensation in the form of Performance Share Units, measured over a three-year performance period, rewards our NEOs for improved financial performance of the Company, thereby giving them an incentive to enhance long-term customer and stockholder value. The target number of Performance Share Units granted was determined based on the closing price for our Common Stock on the last trading day of 2022 (\$61.88 per share). Performance Share Units granted in 2023 are earned upon achievement of financial performance goals for the three-year period from 2023 through 2025.

The table below illustrates the target long-term incentive opportunity granted as Performance Share Units, and the number of Performance Share Units granted:

	PSU Component (% of salary)	Target PSU Component	Target PSUs Granted
Karen S. Haller	206%	\$1,764,199	28,510
Robert J. Stefani	114%	\$627,030	10,133
Justin L. Brown	102%	\$525,299	8,489
Randall P. Gabe	45%	\$174,378	2,818

For Performance Share Units granted in 2023 to Ms. Haller and Mr. Stefani, 60% are earnable based on a consolidated cumulative three-year adjusted earnings per share ("EPS") performance measure, and 40% are earnable based on a three-year average utility segment return on equity ("ROE") performance measure. Adjusted EPS is a non-GAAP measure and is calculated by dividing consolidated adjusted net income for each year by the Company's average basic common shares outstanding for each year. Consolidated adjusted net income is calculated by adding or subtracting the adjustments approved by the Committee to consolidated net income at the end of the performance period. Cumulative three-year adjusted EPS is calculated by adding together the adjusted EPS for each of 2023, 2024, and 2025. ROE is a non-GAAP measure and is calculated by averaging the calculated ROE for 2023, 2024 and 2025. The ROE for each of the three years is calculated by dividing each year's utility adjusted net income by the average utility equity balance. Utility adjusted net income is calculated by adding or subtracting the adjustments approved by the Committee to utility net income at the end of the performance period. The average utility equity balance is calculated by averaging the equity balance of the applicable previous five quarters. For Messrs. Brown and Gabe, 60% of the Performance Share Units granted in 2023 are earnable based on cumulative three-year utility adjusted net income, and 40% are earnable based on three-year average utility ROE. Cumulative three-year utility adjusted net income is a non-GAAP measure and is calculated by adding together the utility adjusted net income for each of 2023, 2024 and 2025.

At its meeting in March 2023, the Committee established the threshold, target and maximum performance levels for the Performance Share Units awarded for the 2023 through 2025 performance period, and the Board subsequently approved the grants of Performance Share Units to the Southwest Officers. The target levels were based on Company and Southwest business plans and budgets and took into account such factors as budgeted capital expenditures, expected growth within the markets that the Company serves, competitive factors from other service providers, and other business considerations embedded in the Company's annual business planning process. The following table shows the performance criteria for such three-year performance period:

Performance Level	3-year Adjusted EPS	3-year Utility Adjusted Net Income (000s)	3-year Average Utility ROE	Percentage of Target Award Earned
Below Threshold	<\$8.68	<\$636,232	<6.4%	No award
Threshold	\$8.68	\$636,232	6.4%	50%
Target	\$9.64	\$684,120	7.3%	100%
Maximum	\$10.60	\$718,326	8.2%	200%

Linear interpolation will be used to compute the percentage of the target award earned. If earned, the awards are payable in the form of Common Stock, and the Southwest Officers are also entitled to cumulative dividend equivalents over the three-year performance period on the Performance Share Units earned.

If the threshold level of performance is met, the number of Performance Share Units earned will range between 50% to 200% of the target number of Performance Share Units.

- 2021-2023 Performance Share Unit Vesting.** In 2021 the Committee approved and the Company granted Performance Share Units to the Southwest Officers. Performance for the 2021 Performance Share Units was measured over a three-year period commencing on January 1, 2021 and continuing through December 31, 2023. For Performance Share Units granted in 2021 to Ms. Haller, 60% were earnable based on a consolidated cumulative three-year adjusted EPS performance measure, and 40% were earnable based on a three-year average utility ROE performance measure. For Messrs. Brown and Gabe, 60% of the 2021 Performance Share Units were earnable based on three-year utility adjusted net income, and 40% were earnable based on three-year average utility ROE. Three-year utility adjusted net income was calculated by adding together the utility adjusted net income for each of 2021, 2022 and 2023. Three-year average utility ROE was calculated by averaging the calculated ROE for 2021, 2022 and 2023. The ROE for each of the three years is calculated by dividing each year's adjusted net income by the average utility equity balance. The average utility equity balance is calculated by averaging the equity balance of the applicable previous five quarters.

The Committee may adjust financial measures for the Company's long-term incentive program to ensure that operating results are computed on a comparative basis from year to year and exclude items that may have been out of the control of Company executives. In 2023, the Committee approved adjustments to the EPS, three-year utility adjusted net income, and three-year average utility ROE results in determining the number of 2021 Performance Share Units earned. Costs associated with these adjustments were largely the result of extraordinary events at the Company and Southwest for which the Board tasked the NEOs with managing toward a successful resolution for our stockholders while transforming the Company for greater long-term value creation.

For the three-year period 2021-2023, the total shareholder return for the Company was between the 25<sup>th</sup> and 75<sup>th</sup> percentile of the peer group of companies selected for such 2021 awards, and therefore no adjustment was applied to the results to determine ultimate payout.

The thresholds, targets and maximums, and actual results for the Performance Share Units granted in 2021 are set forth below. Because Mr. Stefani was not an employee of the Company during 2021, he did not receive an award under this program. The number of 2021-2023 Performance Share Units that vested are included in the “Stock Vested During 2023” table.

Measure	Threshold	Target	Maximum	Actual	Weighting	Payout (% of target)
<b>Karen S. Haller</b>						
3-year Adjusted EPS <sup>(1)(2)</sup>	\$ 11.15	\$ 12.39	\$ 13.63	\$ 10.42	60%	0.00%
3-year Average Utility ROE <sup>(1)(3)</sup>	6.50%	7.50%	8.50%	7.50%	40%	39.96%
Rounded Total:					100%	<b>40%</b>
<b>Justin L. Brown and Randall P. Gabe</b>						
3-year Utility Adjusted Net Income (000s) <sup>(1)(3)</sup>	\$514,290	\$553,000	\$591,710	\$597,275	60%	90.00%
3-year Average Utility ROE <sup>(1)(3)</sup>	6.50%	7.50%	8.50%	7.50%	40%	39.96%
Rounded Total:					100%	<b>130%</b>

- (1) Consistent with the Committee’s policy on adjustments, each of these measures was adjusted to remove the impact of COLI income or losses in 2021, 2022 and 2023.
- (2) In determining the three-year adjusted EPS performance result, for 2023, the Committee applied the adjustments made to the 2023 annual incentive program results as discussed above. In addition, for 2023, the EPS result was also adjusted for utility optimization consulting arrangement costs incurred at the Company; advisory, legal and other costs incurred by the Company in association with the Centuri separation; total segment net loss reported for MountainWest; disintegration costs related to MountainWest; incremental borrowing costs in 2023 related to the Company’s term loan used to finance the 2021 acquisition of MountainWest; and incremental goodwill impairment and loss on the sale of MountainWest recorded in the 2023 period. For 2022, the Committee excluded \$536.2 million in other one-time adjustments as described in the Company’s proxy statement filed on March 21, 2023 (the “2023 Proxy”) and, for 2021, the Committee excluded one-time transaction costs and partial period operating results related to the acquisitions of MountainWest and Riggs Distler and stockholder activism response costs as described in the 2023 Proxy.
- (3) In determining the three-year average utility ROE and three-year utility adjusted net income performance results, for 2023, the Committee applied the adjustments made to the 2023 annual incentive program results as discussed above, and in addition, an incremental adjustment for the 2023 budgeted amount of utility optimization consulting arrangement costs (as opposed to the excess over budget for purpose of the annual incentive adjustment) was approved. For 2022, the Committee excluded \$22.8 million in other one-time adjustments as described in the 2023 Proxy. There were no additional adjustments on utility ROE and utility adjusted net income for 2021.

**Centuri Long-Term Incentives.** In 2023, the former Centuri CEO received time-lapse RSUs and Performance Share Units as long-term incentive compensation. Mr. Daily was granted 20,617 time-lapse RSUs with a value of \$1,275,750 with three-year cliff vesting on January 1, 2026, and 8,836 Performance Share Units with a value of \$546,750 which vest on January 1, 2026, based on achievement of performance goals between January 1, 2023 to December 31, 2023. Both the time-lapse RSUs and Performance Share Units are subject to satisfaction of applicable vesting conditions. The number of time-lapse RSUs and Performance Share Units granted and their dollar value was determined based on the closing price of our Common Stock on the last trading day of 2022 (\$61.88 per share).



The Performance Share Units granted in 2023 are earnable based upon the level of achievement of Centuri's free cash flow over a one-year performance cycle beginning on January 1, 2023 and ending on December 31, 2023. The Committee chose a one-year performance cycle for these Centuri Performance Share Units in anticipation of the Centuri IPO, which is expected to take place during 2024. While the performance cycle for these awards is one year, vesting of the awards does not take place until January 1, 2026 and is subject to satisfaction of applicable vesting conditions. The Committee established the threshold, target and maximum performance levels for free cash flow, and the target level was based on Centuri's business plan and budget, and took into account such factors as budgeted capital expenditures, expected growth within the markets that Centuri serves, competitive factors from other service providers and other business considerations embedded in Centuri's annual business planning process. The following table summarizes the financial performance levels and associated award earned:

Centuri Performance Level	Free Cash Flow	Percentage of Target Award Earned
Below Threshold	<\$121,400,000	No award
Threshold	\$121,400,000	50%
Target	\$161,900,000	100%
Maximum	\$194,300,000	200%

Linear interpolation will be used to compute the percentage of the target award earned. Awards under the plan are to be paid following the end of the three-year vesting period.

- 2021-2023 Performance Share Units/Cash and Non-Threshold Performance Share Units/Cash Vesting.** The Performance Share Units/Cash and Non-Threshold Performance Share Units/Cash awards granted in 2021 to Mr. Daily were earnable based on the Centuri Enterprise Value ("EV") achievement over the three-year performance period from 2021-2023. EV is a non-GAAP metric and is defined as EBITDA for Centuri multiplied by seven (the multiple determined by the Committee at the beginning of the performance period), minus Centuri's net debt. Net debt is calculated as debt less cash and excludes leases recorded as debt under accounting rules. Debt includes the Company's capital contribution made to Centuri, including during the period for the Linetec Services, LLC acquisition. EV results were adjusted to remove \$7.5 million in costs associated with the Company's strategic alternatives review process and severance expenses, and to remove \$483.6 million, representing the negative impact on results due to the performance of Riggs Distler. Performance Share Units are 70% of the stock award, while Non-Threshold Performance Share Units are 30% of the stock award. On February 22, 2024, the Committee determined that for the 2021-2023 performance period, the payout was 59% of the target award level for Non-Threshold Performance Share Units/Cash, and there was no payout for the Performance Share Units/Cash, because cumulative EV growth was below the threshold level. The number of 2021-2023 Non-Threshold Performance Share Units that vested are included in the "Stock Vested During 2023" table and the cash portion of the 2021-2023 long-term incentives is included in the "Summary Compensation Table."

### CEO Realized Compensation

In evaluating Ms. Haller's compensation for 2023, particularly her stock-based and cash-based incentive compensation, we believe it is important to consider, in addition to the information presented in the Summary Compensation Table, the value of the shares of Common Stock and the cash payments actually received by Ms. Haller in 2023.

The primary difference between the 2023 Realized Compensation Table below and the Summary Compensation Table is that the 2023 Realized Compensation Table shows the value of shares and amount of cash actually received in 2023, whereas the Summary Compensation Table shows the grant date fair value of stock-based awards granted in 2023 and the annual cash incentive relating to 2023, the latter of which was actually paid in 2024.

With respect to stock awards, SEC rules require that the grant date fair value of all stock awards be reported in the Summary Compensation Table in the year in which they were awarded. As a result, a significant portion of the total compensation amounts for 2023 reported in the Summary Compensation Table is based on the estimated value of stock awards when they are granted, rather than the value of the shares actually delivered upon vesting of the awards. By contrast, the 2023 Realized Compensation Table below reflects the value of the shares of Common Stock actually issued to Ms. Haller in 2023 in connection with the vesting of awards granted in prior years.

In addition, SEC rules require that non-equity incentive plan compensation be reported in the Summary Compensation Table in the year earned, regardless of when the amounts are actually paid. The 2023 Realized Compensation Table below includes the amount of the 2022 special bonus cash award paid to Ms. Haller in 2023, whereas the Summary Compensation Table shows the 2023 annual incentive award that was paid in the first quarter

of 2024. As shown in the table below, Ms. Haller's total realized compensation calculated in this manner was \$2,112,638 for fiscal 2023, which was \$3,328,417 less than the 2023 total direct compensation reported in the Summary Compensation Table.

### 2023 Realized Compensation Table

Name and Principal Position	Year	Salary (\$)	Bonus (\$) <sup>(2)</sup>	Stock Awards (\$) <sup>(1)</sup>	Non-Equity Incentive Plan Compensation (\$)	Total Realized Compensation (\$)	Difference Between Total Realized Compensation and Total Direct Compensation as Reported in Summary Compensation Table (\$)
<b>Karen S. Haller</b>							
President and Chief Executive Officer	2023	874,796	500,000	737,842	—	2,112,638	3,328,417

- (1) Amount shown in this column for stock awards was determined by multiplying the per-share closing price of Common Stock on the vesting date (January 4, 2023 for time-lapse RSUs and December 31, 2022 for Performance Share Units) by the number of shares issued pursuant to the awards in 2023. The amounts reflected include 7,232,591 shares of Common Stock issued in the first quarter of 2023 under time-lapse RSUs (30% of the time-lapse RSUs granted in 2020 and 2021, and 40% of the time-lapse RSUs granted in 2022), and 4,400,129 shares of Common Stock issued in the first quarter of 2023 under Performance Share Units granted in 2020 with a three-year performance period beginning in January 2020 and ending in December 2022.
- (2) Amount shown in this column represents the special cash bonus earned for fiscal year 2022, which was paid to Ms. Haller in the first quarter of 2023. This special bonus was paid to recognize her effective leadership of the Company through a year of unprecedented change, as she implemented the Board's strategic direction to simplify the Company's business mix.

This information is supplemental to, and should be read in connection with and not in lieu of, the "Summary Compensation Table."

#### Perquisites

The Company provides a limited number of perquisites to its executive officers. The NEOs are eligible to receive reimbursement for annual physical examinations and social club memberships. The Southwest Officers also are eligible to receive reimbursement once every three years to assist in financial and estate planning. The CEO of Centuri is eligible to receive a car allowance, personal use of the Centuri gasoline card, event tickets, life insurance, and reimbursement annually for financial planning, estate planning and tax preparation. Some NEOs did not use all of the perquisites for which they were eligible.

#### Retirement Benefits

**Southwest Retirement Benefits.** Four retirement benefit plans are available to the Southwest Officers. Two of the plans, the Retirement Plan for Employees of Southwest ("Retirement Plan") and the Employee Investment Plan ("EIP"), both tax-qualified plans, are available to all Southwest employees. The Retirement Plan is no longer offered to Southwest employees who started with Southwest after December 31, 2021. Two additional plans are offered to officers, the Supplemental Executive Retirement Plan ("SERP") and the Executive Deferral Plan ("EDP"). The SERP is no longer offered to officers who started with Southwest after December 31, 2021. These additional plans were established to attract and retain qualified executives and to address the dollar limitations imposed on the two tax-qualified plans.

- **Retirement Plan for Employees Hired on or Before December 31, 2021.** Benefits under the Retirement Plan are based on (i) the executive's years of service with the Company, up to a maximum of 30 years, and (ii) the average of the executive's highest five consecutive years' salaries, within the final 10 years of service, not to exceed an annual maximum compensation level of \$330,000 (in 2023) established by the Internal Revenue Service.
- **SERP for Officers Hired on or Before December 31, 2021.** The SERP is designed to supplement the benefits under the Retirement Plan to a level of 50-60% of salary. To qualify for benefits under the SERP, which is based on a 12-month average of the highest consecutive 36-months of salary, an executive is required to have reached (i) age 55, with 20 years of service with the Company, or (ii) age 65, with 10 years of service.
- **EIP.** Southwest Officers may participate in the EIP and defer salary up to the maximum annual dollar amount permitted for 401(k) plans under the Internal Revenue Code. Investments of these deferrals are controlled by the individual executives from a selection of investment options offered through the EIP. There are no employer matching contributions for executive deferrals into the EIP, except for Mr. Stefani. Because Mr. Stefani is not eligible to participate in the Retirement Plan or the SERP, he receives a non-elective employer contribution of 3% of his salary and employer matching contributions on the first 7% of his EIP contributions.



- **EDP.** The EDP supplements the deferral opportunities by permitting executives to defer up to 100% of their annual salary and non-equity incentive compensation. As part of the EDP, the Company provides matching contributions up to 3.5% of annual salary, which vest immediately. Amounts deferred and Company matching contributions bear interest at 150% of the Moody's Seasoned Corporate Bond Rate ("Bond Rate"). At retirement with five years of service with the Company, the Southwest Officers will receive EDP balances paid out at the election of the participant over a period of 10, 15 or 20 years, and will be credited during the applicable payment period with interest at 150% of the average of the Bond Rate on each January 1<sup>st</sup> for the five years prior to the start of retirement.

**Centuri Retirement Benefits.** Centuri maintains two plans which provide retirement benefits for the Centuri executives, including Mr. Daily: a 401(k) plan and a nonqualified deferred compensation plan, the Executive Deferred Compensation Plan ("EDCP").

- **Centuri 401(k) Plan.** Mr. Daily receives matching contributions from Centuri to his account in the Centuri 401(k) plan, consistent with all other employees participating in the plan. Centuri matches 100% of Mr. Daily's pre-tax contributions up to the first 3% of his base salary and 50% on the next 4%. All matching contributions are subject to certain limits as determined by law.
- **EDCP.** Under the nonqualified deferred compensation plan maintained by Centuri, certain employees, including Mr. Daily, are permitted to voluntarily defer receipt of up to 80% of base salary and up to 80% of other cash compensation. Employer matching contributions in the deferred compensation plan are equal to the first 5% of the salary compensation deferred by the employee under the plan. Matching contributions vest immediately. Participants may allocate deferred cash amounts among (i) a group of notional accounts that mirror the gains and/or losses of various investment alternatives that do not provide for above-market or preferential earnings and (ii) an account with returns based on Centuri's financial performance ("LTCIP Fund"). Mr. Daily must invest at least 25% of his annual incentive compensation in the LTCIP Fund until he meets the established investment requirement of two times his base salary. LTCIP Fund investments grow or depreciate based on Centuri's Company Growth rate. The maximum annual loss of the LTCIP Fund is negative 5% and the maximum annual gain is 20%.

### *Executive Agreements*

**Southwest Change in Control Agreements.** The Company offers change in control agreements to the Southwest Officers to align their interests with stockholders and to retain and motivate high caliber executive talent. Providing change in control benefits is designed to reduce the reluctance of management to pursue potential change in control transactions that may be in the best interests of stockholders and helps ensure stability and continued performance during the potentially protracted process of merging with or acquiring entities subject to utility regulation. These change in control agreements do not include gross-up payments to reimburse the executive for certain excise taxes imposed under Internal Revenue Code Section 4999. Instead, the change in control agreements employ a "best net" approach whereby change in control benefits would be reduced if a reduced benefit would result in a greater after-tax benefit to the officer after the application of the excise taxes under Internal Revenue Code Section 4999.

The terms of the change in control agreements, as well as an estimate of the compensation that would have been payable had they been triggered as of fiscal year-end, are discussed in more detail under "Post-Termination Benefits" below.

**Company and Southwest Chief Financial Officer Employment Agreement.** The Company and Southwest are currently party to an employment agreement with Mr. Stefani (“Stefani Employment Agreement”). Mr. Stefani received a signing bonus for joining the Company and Southwest, but if his employment is terminated for a defined cause or Mr. Stefani leaves employment other than for a defined good reason before November 21, 2024, he must pay back his entire signing bonus. Under the terms of the Stefani Employment Agreement, Mr. Stefani is entitled to payments and benefits upon certain employment termination events in the absence of a change in control event for the Company. He also has a Change in Control Agreement, as discussed above, to provide payments and benefits in the event of termination following a change in control of the Company. The termination provisions of the Stefani Employment Agreement provide Mr. Stefani with a fixed amount of compensation upon termination as an incentive to forgo other opportunities in order to begin employment with the Company and Southwest during the time both companies were subject to a strategic alternatives review that could have resulted in a sale of either company shortly after his employment began. To receive termination benefits, Mr. Stefani agreed to execute a release of all claims against the Company. He is subject to confidentiality and non-disparagement provisions that are perpetual. The Stefani Employment Agreement does not contain excise tax gross-up provisions.

More detailed discussion of the Stefani Employment Agreement, as well as an estimate of the compensation that would have been payable had various provisions been triggered as of fiscal year-end, are described in “Post-Termination Benefits” below.

**Centuri CEO Employment and Separation Agreements.** On December 13, 2023, the Company and Centuri entered into a Transition and Separation Letter Agreement (the “Daily Separation Agreement”) with Mr. Daily. Under the Daily Separation Agreement, Mr. Daily was entitled to a retention bonus of \$2.2 million and certain benefits if he remained employed through the successful transition of his duties and responsibilities to a successor or if his employment were to be terminated earlier under certain scenarios described in the Daily Separation Agreement. At the time of entering into this agreement, we considered our need to retain Mr. Daily as the Centuri CEO until his successor was appointed. On January 12, 2024, William J. Fehrman began serving as the Centuri CEO and on January 31, 2024, and, pursuant to the Daily Separation Agreement, Mr. Daily’s employment terminated. The confidentiality, non-competition, non-disparagement and other restrictive covenants included in the employment agreement between Centuri and Mr. Daily, dated April 18, 2016 (the “Daily Employment Agreement”) remain in effect. Neither the Daily Separation Agreement nor the Daily Employment Agreement contain excise tax gross-up provisions.

More detailed discussion of the Daily Separation Agreement, as well as an estimate of the compensation that would have been payable had various provisions been triggered as of fiscal year-end, are described in “Post-Termination Benefits” below.

## **Directors and Officers Share Ownership Guidelines**

---

In order to better align the interests of management and the Board with those of all stockholders, the Company has adopted Common Stock ownership guidelines for directors and officers.

Each non-employee director is required to retain at least five times the value of his or her annual cash retainer in Common Stock (or equivalents). Each non-employee director is required to fulfill the requirement within five years of being elected to the Board. All non-employee directors are currently in compliance with these guidelines.

Each Company officer and each officer of Southwest is required to accumulate Common Stock with a target value equal to a multiple of the officer’s base salary, ranging from one times base salary for vice presidents, three times base salary at the senior vice president level and above, and five times base salary for the Chief Executive Officer. If an officer has not yet reached the applicable target ownership requirement, he or she is required to retain a portion of the shares of Common Stock acquired from any stock option exercise or the vesting of restricted stock units or performance share units. The applicable retention rate is 75% for the Chief Executive Officer and 50% for all other officers. Qualified shares include Common Stock owned directly by the officer or his or her spouse, Common Stock held by the officer or his or her spouse in Southwest’s EIP or Dividend Reinvestment Plan and earned but unvested time-lapse RSUs and performance share units. The Centuri Chief Executive Officer is required to accumulate Common Stock with a target value equal to two times base salary. Certain senior officers of Centuri, including Centuri’s Chief Executive Officer, are required to defer cash compensation into a deferral plan account with returns based on Centuri’s financial performance.

## **Pledging, Hedging and Other Transactions in Company Securities**

---

Our Insider Trading Policy, which applies to officers, directors and employees considered insiders, is designed to promote compliance with insider trading laws, rules and regulations, and any applicable NYSE listing standards, and

expressly prohibits them from purchasing or selling our securities while in possession of material, non-public information, or otherwise using such information for their personal benefit. Our Insider Trading Policy prohibits directors and officers of the Company from pledging Company securities as collateral for a loan. Transactions by directors and officers in Company securities involving short sales, puts, calls or other derivative securities, on an exchange or in any other organized market, are prohibited. Directors and officers are also prohibited from entering into hedging, monetization transactions or similar arrangements involving Company securities. Directors and officers are prohibited from holding Company securities in margin accounts. We believe these prohibitions ensure that levels of stock ownership in accordance with our stock ownership guidelines are effective in aligning each individual's interests with those of our stockholders. Our Insider Trading Policy expressly discourages, but does not prohibit, other Company employees from engaging in any hedging or pledging transactions involving Company securities.

## **Policies and Practices Regarding Equity Grants**

---

The Compensation Committee makes annual equity awards at approximately the same time each year. We do not have any program, plan, or obligation that requires us to grant equity awards on specified dates, although historically we have granted such awards to our existing executive officers and employees at least annually and to newly-hired employees upon the commencement of their employment. The Committee does not have a practice or policy of granting equity awards in anticipation of the release of material nonpublic information and, in any event, we do not time the release of material non-public information in coordination with grants of equity awards in a manner that intentionally benefits our NEOs. Equity awards may occasionally be granted following a significant change in job responsibilities or to meet other special retention or performance objectives.

## **Clawback Policy**

---

On August 2, 2023, the Board approved an updated clawback policy for executive officers, in compliance with NYSE rules and SEC regulations. The Company's clawback policy allows the Company to recoup the value of any excess incentive compensation paid and granted, earned, or vested based on the attainment of performance conditions containing financial reporting measures, in the event the Company is required to prepare an accounting restatement due to material noncompliance with any financial reporting requirement under the securities laws. The clawback policy covers any excess incentive compensation received during the three fiscal years preceding the date on which the Company is required to prepare such accounting restatement and covers, among other types of incentive compensation, time-based RSUs and Performance Share Units. The Company also has a separate clawback policy that is applicable to any employee who receives incentive compensation. Administration of the Company's clawback policies is the responsibility of the Compensation Committee.

## COMPENSATION COMMITTEE REPORT

As a part of the Committee's duties, it is charged with the responsibility of producing a report on executive compensation for inclusion in the Annual Report on Form 10-K and this Proxy Statement. This report is based on the Committee's review of the Compensation Discussion and Analysis and the discussion of its content with management.

This Compensation Committee Report shall not be deemed to be incorporated by reference into any filing made by the Company under the Securities Act of 1933, as amended (the "Securities Act") or the Exchange Act, notwithstanding any general statement contained in any such filing incorporating this proxy statement by reference, except to the extent the Company incorporates such Report by specific reference.

The Committee, based on its review of the Compensation Discussion and Analysis and its discussions with management, recommended to the Board (and the Board has approved and directed) that this Compensation Discussion and Analysis be included in the Company's Annual Report on Form 10-K for the year ended December 31, 2023, and this Proxy Statement.

### Compensation Committee

*Jane Lewis-Raymond (Chair)*

*E. Renae Conley*

*Anne L. Mariucci*

*Ruby Sharma*

*Andrew J. Teno*

*A. Randall Thoman*

## EXECUTIVE COMPENSATION TABLES

### Summary Compensation Table (2023, 2022 and 2021)

The following table includes information concerning compensation during 2023, 2022 and 2021 for the named executive officers, to whom we refer as the “NEOs.”

Name and Principal Position	Year	Salary (\$) <sup>(1)</sup>	Bonus (\$) <sup>(10)(11)(12)</sup>	Stock Awards (\$) <sup>(2)(3)</sup>	Non-Equity Incentive Plan Compensation (\$) <sup>(1)(4)</sup>	Change in Pension Value and Nonqualified Deferred Compensation Earnings (\$) <sup>(5)</sup>	All Other Compensation (\$) <sup>(6)(7)(8)</sup>	Total (\$)
<b>Karen S. Haller</b> President and Chief Executive Officer	2023	874,796	—	2,991,259	1,575,000	1,657,725	30,561	7,129,341
	2022	745,497	500,000	2,921,572	—	145,812	42,917	4,355,798
	2021	494,301	—	789,542	411,765	329,860	41,075	2,066,543
<b>Robert J. Stefani<sup>(9)</sup></b> Senior Vice President/Chief Financial Officer	2023	560,548	—	1,061,074	563,500	3,482	87,828	2,276,432
	2022	61,781	625,000	2,100,000	—	190	2,750	2,789,721
	2021	—	—	—	—	—	—	—
<b>Paul M. Daily</b> Former President and Chief Executive Officer, Centuri Group, Inc.	2023	806,308	—	1,850,480	1,350,786	3,961	104,195	4,115,730
	2022	786,000	—	2,240,353	65,026	—	102,067	3,193,446
	2021	755,231	—	1,220,797	1,554,192	5,603	96,883	3,632,706
<b>Justin L. Brown<sup>(9)</sup></b> President, Southwest Gas Corporation	2023	531,877	—	888,940	595,238	592,495	7,956	2,616,506
	2022	459,759	224,025	319,567	142,913	11,735	14,677	1,172,676
	2021	—	—	—	—	—	—	—
<b>Randall P. Gabe<sup>(9)</sup></b> Senior Vice President/Chief Administrative Officer, Southwest Gas Corporation	2023	394,040	—	354,107	345,774	474,034	8,603	1,576,558
	2022	—	—	—	—	—	—	—
	2021	—	—	—	—	—	—	—

- (1) Amounts shown in this column include any amounts deferred by the NEOs into 401(k) and nonqualified deferral plans. For Ms. Haller, the increase in her salary between 2022 and 2023 resulted from her promotion to President and Chief Executive Officer of the Company.
- (2) Amounts shown in this column represent the aggregate grant date fair value of awards of Performance Share Units, time-lapse RSUs, and Non-threshold Performance Share Units granted in 2021, 2022 and 2023. In each case, the amounts were determined in accordance with Financial Accounting Standards Board (“FASB”) Accounting Standards Codification (“ASC”) Topic 718 based on the Common Stock share price on the date of grant. The value ultimately realized by the NEO upon actual vesting of the awards may or may not be equal to this determined value. The assumptions used to calculate these amounts are included in “Note 9 – Share-Based Compensation” included in the footnotes to the consolidated financial statements in our 2023 Annual Report on Form 10-K. However, as required, the amounts shown in this column exclude the impact of estimated forfeitures. Performance Share Unit values were calculated based on the probable outcome of the performance conditions as of the grant date, which was determined to equal the target level of performance. For the Southwest Officers, Performance Share Units generally vest upon completion of a three-year performance period, with the amount that vests based on the achievement of certain company financial targets. For the 2021 and 2022 Performance Share Units, the amount that vests is also subject to modification based on relative total stockholder returns. For the 2021 and 2022 Performance Share Units, the final amount of Performance Share Units earned can range from 0% to a maximum of 195% (assuming the highest level of performance) of the amount of Performance Share Units granted. For the 2023 Performance Share Units, the final amount of Performance Share Units earned can range from 0% to 200% (assuming the highest level of performance) of the amount of Performance Share Units granted. Upon settlement, shares of Common Stock are issued for each earned Performance Share Unit. The value of Performance Share Units granted in 2023, assuming achievement of the highest level of performance for the three-year performance period ending December 31, 2025, and using the closing price of Common Stock as of the date of grant in accordance with ASC Topic 718, would be as follows: for Ms. Haller, \$3,582,567; for Mr. Stefani, \$1,273,250; for Mr. Brown, \$1,066,728; and for Mr. Gabe, \$354,110. The time-lapse RSUs vest in three annual installments of 40%, 30%, 30% respectively following the grant, assuming the NEO continues to meet the requirements for vesting. Award agreements for Performance Share Units and time-lapse RSUs give holders the right to receive dividend equivalent payments as and when dividends are paid on Common Stock, which dividends are reallocated into additional equity awards of the same type and with the same vesting schedule as the original award.
- (3) For 2023, Mr. Daily was granted time-lapse RSUs with three-year cliff vesting on January 1, 2026, assuming he continues to meet the requirements for vesting, and Performance Share Units that vest on January 1, 2026, subject to achievement of the performance conditions and other vesting requirements. The 2023 Performance Share Units have a one-year performance cycle and vest three years after they were granted, based upon the achievement of Centuri free cash flow during 2023. For 2022, Mr. Daily received time-lapse RSUs with three-year cliff vesting on December 31, 2024. For 2021, Mr. Daily was granted Performance Share Units and Non-Threshold Performance Share Units, with vesting dependent upon financial performance conditions measured over a three-year

performance period ending December 31, 2023. The values of the 2021 Performance Share Units and Non-threshold Performance Share Units and the 2023 Performance Share Unit values were calculated based on the probable outcome of the performance conditions as of the grant date, which was determined to equal the target level of performance. The final amount of 2021 and 2023 Performance Share Units earned can range from 0% to a maximum of 200% (assuming the highest level of performance) of the amount of 2021 and 2023 Performance Share Units granted. The Non-threshold Performance Units vest three years after grant, assuming Mr. Daily continues to meet the requirements for vesting. The award of Non-threshold Performance Units is not subject to a threshold to generate payment, but they are impacted by the change in Centuri EV at the end of the performance period. Non-Threshold Performance Units are capped at 133.1% of the target award amount. Upon settlement, shares of Common Stock are issued for each earned Performance Share Unit and Non-Threshold Performance Share Unit. The value of Performance Share Units granted in 2023, assuming achievement of the highest level of performance for the one-year performance period ending December 31, 2023, and using the closing price of Common Stock as of the date of grant in accordance with ASC Topic 718, would be \$1,110,288. Mr. Daily's award agreements for Performance Share Units, Non-Threshold Performance Share Units, and time-lapse RSUs give him the right to receive dividend equivalent payments as and when dividends are paid on Common Stock, which dividends are reallocated into additional equity awards of the same type and with the same vesting schedule as the original award.

- (4) Amounts shown in this column represent the annual incentive cash awards paid in 2022, 2023 and 2024 for services performed in 2021, 2022 and 2023, respectively. For Mr. Daily, the amounts shown in this column also include the cash portion of his long-term incentive awards for the performance periods beginning in 2021, 2020 and 2019 and paid in 2024, 2023 and 2022, respectively. Mr. Daily's 2023 annual incentive cash award amount was \$1,260,338, and his long-term incentive cash award amount for the three-year performance period beginning in 2021 was \$90,448.
- (5) The aggregate change in the actuarial present value of the Southwest Officers' accumulated benefit under the Retirement Plan and the SERP for 2023 and the above-market interest (in excess of 120% of the applicable federal long-term rate with compounding) earned by NEOs on executive deferral plan balances for 2023 are as follows:

	Increase in Pension Values (\$)	Above-Market Interest (\$)
Ms. Haller	1,591,491	66,234
Mr. Stefani	N/A	3,482
Mr. Daily	N/A	3,961
Mr. Brown	578,006	14,489
Mr. Gabe	439,331	34,703

No amounts are payable from the pension plans before a participant attains age 55 and experiences a separation in service from the Company.

- (6) Employer contributions under the EDP for Southwest Officers, the EIP for Mr. Stefani and Centuri's 401(k) and nonqualified deferral plan for Mr. Daily in 2023 were as follows:

	Employer Contributions (\$)
Ms. Haller	30,561
Mr. Stefani	52,292
Mr. Daily	58,394
Mr. Brown	7,956
Mr. Gabe	8,603

Centuri matches 100% of Mr. Daily's pre-tax contributions up to the first 3% of his base salary under its 401(k) plan. Thereafter, Centuri matches 50% of Mr. Daily's pre-tax contributions up to the next 4% of his base salary. All matching contributions are subject to certain limits as determined by law, and Mr. Daily received \$16,518 of matching contributions in the 401(k). Employer matching contributions in Centuri's nonqualified deferral plan are equal to the first 5% of the salary compensation deferred under the plan, and Mr. Daily received \$41,876 of matching contributions in the nonqualified deferral plan. Matching contributions to Southwest Officers under the EDP equal 50% of the amount deferred by each officer up to 3.5% of the officer's respective annual salary. Since he is not eligible for the Retirement Plan, Mr. Stefani receives a non-elective employer contribution of 3% of his salary to his EIP account and 100% employer matching contributions on the first 7% of his EIP contributions. In 2023, Mr. Stefani received \$32,705 in Company-paid non-elective contributions to his EIP account and \$19,587 in matching contributions to his EDP account.

- (7) The aggregate incremental costs of the perquisites and personal benefits to the NEOs are based on the cost to the Company. In 2023, Southwest did not provide a car allowance to the Southwest Officers, and the total amount of perquisites and personal benefits for the Southwest Officers was less than \$10,000 each. The perquisites and personal benefits for Mr. Daily, by type and amount, for 2023 are as follows:

	Car Allowance (\$)	Club Dues (\$)	Physicals (\$)	Financial Planning (\$)	Life Insurance (\$)
Mr. Daily	31,200	4,824	2,079	—	7,698

- (8) For Mr. Stefani, amounts in this column include \$35,537 for relocation expense reimbursement as described in the Stefani Employment Agreement.



- (9) Mr. Stefani began employment with the Company as Chief Financial Officer in 2022, so he has no compensation to report for 2021. Mr. Brown became an NEO in 2022, so he has no compensation to report for 2021. Mr. Gabe became an NEO in 2023, so he has no compensation to report for 2021 and 2022.
- (10) For Ms. Haller, amount in this column for 2022 relates to a special bonus to recognize her effective leadership of the Company through a year of unprecedented change, as she implemented the Board's strategic direction to simplify the Company's business mix to maximize stockholder value.
- (11) For Mr. Stefani, amount in this column for 2022 relates to the signing bonus he earned when he began employment with the Company.
- (12) For Mr. Brown, amount in this column for 2022 relates to his portion of the discretionary bonus pool approved by the Board to recognize employees in 2022 for implementing transformational changes to streamline the Company's business mix, all while keeping customer service and employee experience at exceptionally high levels.

## Grants of Plan-Based Awards (2023)

The following table sets forth information regarding each grant of an award made under our incentive plans to our NEOs during the fiscal year ended December 31, 2023.

Name	Grant Date	Award Type	Estimated Future Payouts Under Non-Equity Incentive Plan Awards <sup>(1)</sup>			Estimated Future Payouts Under Equity Incentive Plan Awards <sup>(2)</sup>			All Other Stock Awards (#) <sup>(3)</sup>	Grant Date Fair Value of Stock Awards (\$) <sup>(4)</sup>
			Threshold (\$)	Target (\$)	Maximum (\$)	Threshold (#)	Target (#)	Maximum (#)		
Karen S. Haller		Annual Cash	562,500	1,125,000	2,250,000	—	—	—	—	—
	March 29, 2023	Performance Share Units	—	—	—	14,255	28,510	57,020	—	1,791,283
	March 29, 2023	Time-Lapse RSUs	—	—	—	—	—	—	19,099	1,199,976
Robert J. Stefani		Annual Cash	201,250	402,500	805,000	—	—	—	—	—
	March 29, 2023	Performance Share Units	—	—	—	5,066	10,133	20,265	—	636,656
	March 29, 2023	Time-Lapse RSUs	—	—	—	—	—	—	6,755	424,417
Paul M. Daily		Annual Cash	579,150	891,000	1,514,701	—	—	—	—	—
	March 29, 2023	Performance Share Units	—	—	—	4,418	8,836	17,671	—	555,144
	March 29, 2023	Time-Lapse RSUs	—	—	—	—	—	—	20,617	1,295,336
Justin L. Brown		Annual Cash	208,125	416,250	832,500	—	—	—	—	—
	March 29, 2023	Performance Share Units	—	—	—	4,245	8,489	16,978	—	533,364
	March 29, 2023	Time-Lapse RSUs	—	—	—	—	—	—	5,659	355,576
Randall P. Gabe		Annual Cash	120,900	241,800	483,600	—	—	—	—	—
	March 29, 2023	Performance Share Units	—	—	—	1,409	2,818	5,636	—	177,055
	March 29, 2023	Time-Lapse RSUs	—	—	—	—	—	—	2,818	177,052

- (1) The amounts reflect the threshold, target and maximum amounts which could have been earned under the annual cash component of our incentive compensation program. The actual amounts received by the NEOs for 2023 performance under the program are set forth under the "Non-Equity Incentive Plan Compensation" column in the "Summary Compensation Table." Annual cash incentives are described in further detail under "Executive Compensation – Compensation Discussion and Analysis – Incentive Compensation – Annual Incentive Compensation."
- (2) Amounts shown are rounded to the nearest share. For the Southwest Officers, the amounts shown represent the threshold, target and maximum number of shares of Common Stock that could be earned with respect to Performance Share Units granted in 2023 under the long-term performance component of our incentive compensation program. The number of Performance Share Units that will become earned and vested, and the resulting number of shares of Common Stock to be issued, will be determined after completion of the three-year performance period ending December 31, 2025, and the number of shares can range from 50% at threshold to a maximum of 200% of the target number. For Mr. Daily, the actual number of Performance Share Units earned for the one-year performance period ending on December 31, 2023 is 13,236, and the earned Performance Share Units will cliff vest three years after they were granted, assuming all vesting conditions are met.
- (3) Amounts shown are rounded to the nearest share. For the Southwest Officers, the amounts shown represent the number of time-lapse RSUs that were granted in 2023 under the long-term component of our incentive compensation program. For the Southwest Officers, the time-lapse RSUs awarded vest over three years, 40% at the end of the first year and 30% at the end of each of the second and third years, assuming the NEO continues to meet the requirements for vesting, and the initial vesting occurred in the first quarter of 2024. For further details regarding the long-term components of our incentive compensation program, see "Executive Compensation – Compensation Discussion and Analysis – Incentive Compensation – Long-Term Incentive Compensation." For Mr. Daily, the amounts shown represent the number of time-lapse RSUs that were granted in 2023 under the long-term component of Centuri's incentive compensation program. The time-lapse RSUs will cliff vest on January 1, 2026, assuming Mr. Daily continues to meet the

requirements for vesting. For further details regarding the long-term components of Southwest's and Centuri's incentive compensation programs, see "Executive Compensation – Compensation Discussion and Analysis – Incentive Compensation – Long-Term Incentive Compensation."

- (4) The amounts shown reflect the aggregate grant date fair value (based on the closing price of Common Stock on March 29, 2023) of time-lapse RSUs or Performance Share Units granted on March 29, 2023 calculated in accordance with FASB ASC Topic 718. With respect to the Performance Share Units, the amounts represent the grant date fair value assuming performance is achieved at target level.

## Outstanding Equity Awards at Fiscal Year-End 2023

The following table sets forth information regarding unvested time-lapse RSUs and Performance Share Units for each of the NEOs, outstanding as of December 31, 2023, and assuming target performance.

Name	Stock Awards <sup>(1)</sup>			
	Number of Shares or Units of Stock That Have Not Vested (#) <sup>(2)</sup>	Market Value of Shares or Units of Stock That Have Not Vested (\$) <sup>(3)</sup>	Equity Incentive Plan Awards: Number of Unearned Shares, Units or Other Rights That Have Not Vested (#) <sup>(4)</sup>	Equity Incentive Plan Awards: Market or Payout Value of Unearned Shares, Units or Other Rights That Have Not Vested (\$) <sup>(3)</sup>
Karen S. Haller	29,208	1,850,351	61,408	3,890,185
Robert J. Stefani	28,543	1,808,198	10,558	668,833
Paul M. Daily	62,437	3,955,379	—	—
Justin L. Brown	7,471	473,306	12,228	774,613
Randall P. Gabe	3,952	250,384	3,996	253,150

- (1) There were no securities underlying either unexercised stock options, which were exercisable or unexercisable, or unexercised unearned options granted under any equity incentive plan at the end of fiscal 2023. Share and unit values have been rounded to the nearest share or unit.
- (2) For the Southwest Officers, represents time-lapse RSUs, which vest in annual installments over three years following the grant, assuming the NEO continues to meet the requirements for vesting, as reflected in the following tables. The 2023 time-lapse RSU grants reflected in the table below include amounts discussed in footnote (3) to the "Grants of Plan-Based Awards (2023)" table. For the Southwest Officers, outstanding time-lapse RSUs granted in 2021, 2022 and 2023 vest over three years, 40% at the end of the first year and 30% at the end of each of the second and third years. The time-lapse RSUs granted in 2022 to Mr. Stefani vest according to the schedule listed below, and the time-lapse RSUs granted to Mr. Stefani in 2023 vest according to the same schedule as the other Southwest Officers. For Mr. Daily, the amount in this column includes 27,164 time-lapse RSUs that will cliff vest on December 31, 2024, 21,482 time-lapse RSUs that will cliff vest on January 1, 2026 and 13,791 Performance Share Units that have been earned under the Performance Share Units granted to him in 2023 as a result of achieving the performance conditions during the one-year performance cycle ending on December 31, 2023, which remain subject to time-based vesting conditions and will cliff vest on January 1, 2026, assuming all vesting conditions are met. All time-lapse RSUs and Performance Share Units granted to the NEOs give the holders the right to receive dividend equivalent payments as and when dividends are paid on Common Stock, which dividends are reallocated into additional equity awards of the same type and with the same vesting schedule as the original award. Vesting for NEOs other than Mr. Daily is as follows:

	Grant Year	Vests		Vests		Vests	
		January 2024 (#)	November 2024 (#)	January 2025 (#)	November 2025 (#)	January 2026 (#)	
Ms. Haller	2023	7,960	—	5,970	—	5,970	
	2022	4,065	—	4,065	—	—	
	2021	1,179	—	—	—	—	
Mr. Stefani	2023	2,815	—	2,112	—	2,112	
	2022	—	10,752	—	10,752	—	
	2021	—	—	—	—	—	
Mr. Brown	2023	2,359	—	1,769	—	1,769	
	2022	517	—	517	—	—	
	2021	540	—	—	—	—	
Mr. Gabe	2023	1,174	—	881	—	881	
	2022	327	—	327	—	—	
	2021	362	—	—	—	—	

Vesting provisions of time-lapse RSUs following certain termination events are discussed below under "Post-Termination Benefits."

- (3) The market value of Common Stock was \$63.35 per share, the closing price on the last trading day of 2023.



- (4) For the Southwest Officers, represents Performance Share Units awarded for the performance periods beginning January 1, 2022 and January 1, 2023. See footnote (2) to the “Grants of Plan-Based Awards (2023)” table and “Post-Termination Benefits” for a discussion of the vesting terms of our Performance Share Units. Assuming achievement of target level performance, the number of Performance Share Units indicated (plus accumulated dividend equivalents) will vest following the three-year performance period ending December 31, 2024 for awards granted in 2022, and December 31, 2025 for awards granted in 2023, subject to meeting all vesting requirements.

## Stock Vested During 2023

The number of shares of Common Stock underlying Performance Share Units, Non-Threshold Performance Share Units and time-lapse RSUs that vested during 2023 and the value realized on vesting (the market price at vesting) are shown in the following table. There were no options to purchase Common Stock outstanding during 2023.

Name	Stock Awards	
	Number of Shares Acquired on Vesting (#) <sup>(2)</sup>	Value Realized on Vesting (\$)
Karen S. Haller	11,071	708,710
Robert J. Stefani <sup>(1)</sup>	10,643	630,375
Paul M. Daily	3,674	232,745
Justin L. Brown	6,278	399,346
Randall P. Gabe	2,502	159,481

(1) The stock awards for Mr. Stefani include shares of Common Stock underlying time-lapse RSUs vested according to the schedule contained in his 2022 Employment Agreement.

(2) Amounts in this column are rounded to the nearest share.

## Pension Benefits

We offer two defined benefit retirement plans to the Southwest Officers. They include the Retirement Plan, which is available to all employees of Southwest who were hired before January 1, 2022, and the SERP, which is available to officers of Southwest who were hired before January 1, 2022.

Benefits under the Retirement Plan are based on each Southwest Officer’s (i) years of service with Southwest, up to a maximum of 30 years, and (ii) highest average annual salary over a period of five consecutive years within the final 10 years of service, not to exceed an annual maximum compensation level of \$330,000 (in 2023) established by the Internal Revenue Service. Vesting in the Retirement Plan occurs after five years of service with Southwest.

The SERP is designed to supplement the benefits under the Retirement Plan to a level of 50-60% of salary. The salary used for the SERP calculation is based on the 12-month average of the highest consecutive 36 months of salary at the time of retirement. Vesting in the SERP occurs at age 55, with 20 years of service, or at age 65 with 10 years of service with Southwest.

Upon retirement, the plans will provide a lifetime annuity to the Southwest Officers, with a 50% survivor benefit to their spouses and an option to choose a 75% survivor benefit to their spouses. No lump sum payments are permitted under the plans except when the amount is less than \$5,000.

Ms. Haller is vested in both plans and would receive full benefits if she were to retire as of the date of this Proxy Statement. Messrs. Brown and Gabe are vested only in the Retirement Plan and, if both left the Company as of the date of this Proxy Statement, their accrued benefit under the Retirement Plan would be reduced by 58.56%, assuming benefits commenced at age 55. Mr. Brown would also receive a limited benefit under the SERP of \$17,272 annually. Mr. Gabe would also receive a limited benefit under the SERP of \$5,767 annually. Mr. Stefani joined the Company after January 1, 2022 and is therefore not eligible for a benefit from either the Retirement Plan or the SERP.

### *Pension Benefits as of December 31, 2023*

The following table sets forth the number of years of credited service and present value of accumulated benefits as of December 31, 2023, and payments received during the last fiscal year, under both the Retirement Plan and the SERP for each NEO.

Name	Plan Name	Number of Years Credited Service (#)	Present Value of Accumulated Benefit (\$) <sup>(1)</sup>	Payments During Last Fiscal Year (\$)
Karen S. Haller	Retirement Plan	26	2,003,917	—
	SERP	26	4,200,616	—
Robert J. Stefani	N/A	N/A	N/A	N/A
Paul M. Daily	N/A	N/A	N/A	N/A
Justin L. Brown	Retirement Plan	18	828,787	—
	SERP	18	1,615,445	—
Randall P. Gabe	Retirement Plan	26	1,346,304	—
	SERP	26	718,381	—

(1) The valuation method and all material assumptions applied in quantifying the present value of the accrued benefits are described in “Note 11 – Pension and Other Postretirement Benefits” included in the footnotes to the consolidated financial statements in our 2023 Annual Report on Form 10-K.

### Nonqualified Deferred Compensation (2023)

We maintain nonqualified deferred compensation plans under which our NEOs are permitted to defer base salary and other cash compensation. These plans are described in detail under “Executive Compensation – Compensation Discussion and Analysis – Retirement Benefits.” The following table describes the nonqualified deferred compensation activity for each of our NEOs during fiscal year 2023.

Name	Executive Contributions in Last Fiscal Year (\$) <sup>(1)</sup>	Registrant Contributions in Last Fiscal Year (\$) <sup>(2)</sup>	Aggregate Earnings in Last Fiscal Year (\$) <sup>(2)</sup>	Aggregate Withdrawals / Distributions (\$)	Aggregate Balance at Last Fiscal Year-End (\$) <sup>(3)</sup>
Karen S. Haller	68,536	30,561	155,032	—	2,308,893
Robert J. Stefani	39,173	19,587	5,112	—	68,513
Paul M. Daily	197,204	41,876	96,451	—	3,673,107
Justin L. Brown	15,912	7,956	33,814	—	503,493
Randall P. Gabe	17,205	8,603	82,224	—	1,213,435

- (1) Amounts shown in this column are included in the “Salary” and “Non-Equity Incentive Compensation” columns of the “Summary Compensation Table.”
- (2) Deferred compensation earnings, which were above-market, and Company contributions are also reported in the “Change in Pension Value and Nonqualified Deferred Compensation Earnings” and the “All Other Compensation” columns, respectively, of the “Summary Compensation Table.” Those amounts for the NEOs are as follows:

	Above-Market Interest (\$)	Company Contributions (\$)	Total (\$)
Ms. Haller	66,234	30,561	96,795
Mr. Stefani	3,482	19,587	23,069
Mr. Daily	3,961	41,876	45,837
Mr. Brown	14,489	7,956	22,445
Mr. Gabe	34,703	8,603	43,306

- (3) The amounts reported in this column that were previously reported as compensation to the NEOs in the Summary Compensation Table for previous years are as follows:

	2021 (\$)	2022 (\$)	2023 (\$)
Ms. Haller	120,737	290,519	165,331
Mr. Stefani*	—	4,633	62,242
Mr. Daily	495,468	582,731	243,041
Mr. Brown*	—	76,716	38,357
Mr. Gabe*	—	—	60,511

\* Messrs. Stefani and Brown became NEOs in 2022, so 2021 values are not reported. Mr. Gabe became an NEO in 2023, so 2021 and 2022 values are not reported.

## Post-Termination Benefits

---

Each Southwest Officer has a change in control agreement, which provides benefits upon certain termination events following a change in control. The Company and Southwest are parties to an employment agreement with Mr. Stefani that provides benefits upon certain termination events not involving a change in control. The Company and Centuri entered into the Daily Separation Agreement with Mr. Daily on December 13, 2023, pursuant to which he became entitled to a retention bonus of \$2.2 million and certain additional benefits if he remained employed through the successful transition of his duties and responsibilities to a new Centuri Chief Executive Officer or if his employment were to be terminated earlier under certain scenarios described in the Daily Separation Agreement. Incentive programs for the NEOs also provide for vesting of awards upon the occurrence of specified termination events in the absence of a change in control. Regardless of the manner in which an NEO's employment is terminated, the officer is entitled to receive the amount of any accrued but unpaid base salary, amounts contributed (or otherwise vested) under 401(k) or nonqualified deferral plans, and amounts accrued and vested through Southwest's Retirement Plan and SERP.

### *Following a Change in Control for Southwest Officers*

The Southwest Officers' change in control agreements are triggered by certain termination events following a change in control of either the Company or Southwest. For Southwest Officers, covered termination events include (i) the termination of employment by the employer without cause and (ii) termination by the employee as a result of a significant reduction in duties, responsibilities or compensation or a change in location. If a termination event occurs within two years after a change in control (for Ms. Haller and Mr. Stefani, or within two years prior to a change in control) (collectively referred to as a "Double Trigger Event"), the affected NEOs would receive the following benefits (as applicable):

- Salary for three years for our CEO and two and one-half years for all other Southwest Officers;
- Annual incentive compensation (at target level) for three years for our CEO and two and one-half years for all other Southwest Officers;
- Welfare benefits including the cost of medical, dental, disability, and life insurance coverage under the current employer plans (for three years for our CEO and two and one-half years for all other Southwest Officers);
- Vesting of unvested time-lapse RSUs and vesting of Performance Share Units;
- Additional credit that may affect eligibility, vesting and the calculation of benefits under the SERP; and
- Outplacement services of up to \$30,000.

A change in control with respect to the Company includes: approval by the stockholders of the Company of the dissolution or liquidation of the Company; a merger or similar transaction resulting in more than a 50% change of ownership of the Company; a sale of substantially all of the Company's business and/or assets to a person or entity that is not a subsidiary of the Company; acquisition by one person or a group of persons of at least 30% of the combined voting power of the Company; and during any two year period replacement of at least 50% of the directors unless the election of each new director was approved by a vote of at least three-fourths of the directors then still in office who were directors at the beginning of such period. Any of the foregoing events with respect to Southwest constitutes a change in control of Southwest, and any of the foregoing events with respect to Centuri constitutes a change in control of Centuri.

Pursuant to their change in control agreements, Southwest Officers agreed not to publicly disparage the Company. In addition, severance payable under the agreements is subject to the Southwest Officers' execution of a release of claims against the Company, which includes a covenant prohibiting disclosure of the Company's confidential information. Mr. Stefani's employment agreement also contains confidentiality, non-disparagement and release of claims provisions.

In addition to benefits provided under the change in control agreements, Performance Share Unit and time-lapse RSU awards provide for vesting of awards following a change in control (as described in footnote (1) to the following table).

Under the assumption that a Double Trigger Event occurred on December 31, 2023, based on the terms of the change in control agreements for the Southwest Officers, it is estimated that the NEOs would have received the compensation presented in the following table. Equity awards held by the Southwest Officers are not subject to automatic accelerated vesting upon a change in control.

Name	Salary (\$)	Incentive Compensation (\$)	Welfare Benefits (\$)	Stock Acceleration (\$) <sup>(1)</sup>	Outplacement Services (\$)	Additional SERP Benefits (\$) <sup>(2)</sup>	Total (\$)
Karen S. Haller	2,700,000	3,375,000	64,140	3,816,511	30,000	—	9,985,651
Robert J. Stefani	1,437,500	1,006,250	64,147	2,031,142	30,000	N/A	4,569,039
Justin L. Brown	1,387,500	1,040,625	64,024	802,932	30,000	1,355,959	4,681,040
Randall P. Gabe	1,007,500	604,500	61,366	357,147	30,000	1,511,642	3,572,155

- (1) All time-lapse RSUs of the Southwest Officers would vest upon a Double Trigger Event. A pro rata portion of the target number of Performance Share Units based on the number of months of service relative to the 2022-2024 and 2023-2025 three-year performance periods would vest upon a Double Trigger Event. The value of Performance Share Units and time-lapse RSUs set forth above is based on the closing price of Common Stock on the last trading day of 2023 (\$63.35).
- (2) Additional SERP benefits are shown on a present value basis, using the valuation method and all material assumptions described in “Note 11 – Pension and Other Postretirement Benefits” included in the footnotes to the consolidated financial statements in our 2023 Annual Report on Form 10-K.

### *Absent a Change in Control for Southwest Officers*

Incentive programs for the Southwest Officers and Mr. Stefani’s employment agreement provide for vesting of awards upon the occurrence of specified termination events in the absence of a change in control.

- **Annual Incentive Plan.** Southwest’s annual cash incentive plan states that if employment terminates as a result of death or disability, or when the officer is eligible for retirement under our Retirement Plan, the officer will receive a prorated incentive plan payout for the portion of the performance period that the officer was employed. As of December 31, 2023, Ms. Haller was age 55 or older and eligible for retirement, but Messrs. Stefani, Brown and Gabe were not. Accordingly, if Ms. Haller had terminated employment on December 31, 2023, as a result of retirement, or if any Southwest Officer had terminated employment on December 31, 2023 as a result of death, disability, or any other reason, the officer would have been entitled to receive a full incentive plan award because December 31, 2023 was the final day of the applicable performance period. The values for these payouts are set forth in the “Non-Equity Incentive Plan Compensation” column of the Summary Compensation Table.
- **Time-Lapse RSUs.** As of December 31, 2023, each Southwest Officer held unvested time-lapse RSUs. The respective award agreements generally require the officer to be employed by us on the applicable vesting dates to receive the awarded shares, but if employment terminates earlier as a result of death or disability, or when the officer is eligible for retirement under our Retirement Plan, the officer will receive all of the unvested shares. Accordingly, if Ms. Haller had terminated employment on December 31, 2023 as a result of retirement, or if any Southwest Officer had terminated employment on December 31, 2023, as a result of death or disability, the value of the time-lapse RSUs, based on a stock price of \$63.35 per share (the closing price of Common Stock on the last trading day of 2023), that the officer would have been entitled to is: for Ms. Haller, \$1,850,351; for Mr. Stefani, \$1,808,198; for Mr. Brown, \$473,306; and for Mr. Gabe, \$250,384.
- **Performance Share Units.** As described above under “Grants of Plan-Based Awards (2023),” we granted Performance Share Unit awards to the Southwest Officers in March 2023 under which shares of Common Stock (plus accumulated dividend equivalents) will be issued to them based on Company performance from 2023 through 2025. The award agreements generally require the officer to be employed by us on the last day of the performance period to receive an award payout, but if employment terminates earlier as a result of death, disability, or retirement after reaching age 55, the officer will be entitled to a prorated award payout. In the case of disability or death, a pro rata portion of the target number of Performance Share Units would be paid promptly. Following retirement, an officer would receive a payout at the end of the applicable performance period based on the Company’s actual performance against the performance goals. If any Southwest Officer had terminated employment on December 31, 2023, as a result of death or disability or, for Ms. Haller, retirement, his or her award for the performance period from 2023 through 2025 would have been reduced to one-third of the original award reflecting employment for one year of the three-year performance period. Additionally, the Southwest Officers were granted Performance Share Units in February 2022 under which shares of Common Stock (plus accumulated dividend equivalents) will be issued to them based on Company performance from 2022 through 2024. Assuming termination of employment as described above, the award for the performance period from 2022 through 2024 would have been reduced to two-thirds of the original award reflecting employment for two years of the three-year performance period. The value of the prorated award payouts for both tranches of Performance Share Units,

based on a stock price of \$63.35 per share (which was the closing price of Common Stock on the last trading day of 2023), for each Southwest Officer is: for Ms. Haller, \$1,966,160; for Mr. Stefani, \$222,944; for Mr. Brown, \$329,626; and for Mr. Gabe, \$106,763. For purposes of the retirement scenario, whereby pro rata payouts would occur based on actual performance at the end of the three-year performance period, the above amounts assume achievement of target performance and do not include any estimated amounts for accumulated dividend equivalents.

- **Stefani Employment Agreement.** In the event Mr. Stefani's employment is involuntarily terminated other than for cause before November 21, 2025, Mr. Stefani would receive a termination benefit of 1.5 times his base salary and 100% of the target value of the annual cash incentive award. If such termination of employment had occurred on December 31, 2023, Mr. Stefani would have been entitled to \$1,265,000.

### Daily Separation Agreement

On December 13, 2023, the Company and Centuri entered into the Daily Separation Agreement with Mr. Daily. The Daily Separation Agreement provides for a retention bonus and additional benefits if he remained employed with Centuri through the successful transition of his duties and responsibilities to a successor or if his employment were to be terminated earlier (a) by the Company or Centuri without cause or due to his disability, (b) by Mr. Daily for "good reason" within 24 months following a change in control of the Company or Centuri, (c) due to Mr. Daily's death, or (d) by Mr. Daily, with or without "good reason" in calendar year 2025, provided that an event constituting "cause" does not then exist. The payments and benefits provided for under the Daily Separation Agreement included:

- a \$2,200,000 retention bonus;
- continued COBRA coverage or reimbursement of the premiums for Mr. Daily and his covered dependents until the earliest of (i) July 1, 2025, (ii) the date Mr. Daily becomes eligible for health insurance coverage from a new employer or self-employment, or (iii) the date Mr. Daily is no longer eligible to continue coverage under COBRA;
- a prorated short-term incentive award for the year of termination based on the number of full months employed; and
- "retirement" eligibility for purposes of his time-lapse RSUs and Performance Share Units.

The Daily Employment Agreement, which remains effective, except for the severance provisions contained therein, contains non-compete and non-solicitation provisions, which apply during his employment and for a period of two years after his employment ends, as well as confidentiality and non-disparagement provisions. Mr. Daily's severance payments are also subject to a release of claims against the Company and Centuri.

Mr. Daily remained employed through the successful transitioning of duties to William J. Fehrman and, pursuant to the terms of the Separation Agreement, Mr. Daily's employment terminated on January 31, 2024 and he became entitled to the amounts described above. Mr. Daily's equity awards were not subject to automatic accelerated vesting upon a change in control. In accordance with SEC rules, the following table reflects the amounts Mr. Daily would have been entitled to assuming a triggering event occurred on December 31, 2023 for the reasons set forth in the left column:

Reason	Retention Bonus (\$)	Incentive Compensation (\$) <sup>(1)</sup>	Welfare Benefits (\$) <sup>(2)</sup>	Stock Acceleration (\$) <sup>(3)(4)</sup>	Total (\$)
Termination for Cause	—	—	—	—	—
Termination Due to Death or Disability	2,200,000	1,260,338	26,198	3,091,320	6,577,856
Termination Without Cause Following a Change in Control	2,200,000	1,260,338	26,198	3,664,931	7,151,467
Termination Without Cause in the Absence of a Change in Control	2,200,000	1,260,338	26,198	1,892,071	5,378,607
Termination by Mr. Daily for Good Reason Following a Change in Control	2,200,000	1,260,338	26,198	3,091,320	6,577,856
Termination by Mr. Daily for Good Reason in the Absence of a Change in Control	—	—	—	1,892,071	1,892,071
Termination without Good Reason/ Retirement <sup>(5)</sup>	—	1,260,338	—	1,892,071	3,152,409

(1) Since December 31, 2023 was the final day of the applicable performance period, Mr. Daily would have received the full value of his 2023 short-term incentive award as set forth in the "Non-Equity Incentive Plan Compensation" column of the Summary Compensation Table.



- (2) Assuming COBRA coverage is provided through July 1, 2025, the total value of such COBRA coverage would be \$26,198.
- (3) With respect to time-lapse RSUs granted in 2022, a pro-rata portion would become vested upon a termination by the Company without cause in the absence of a change in control, due to death, disability, or retirement, and 100% would vest upon a termination without cause within 6 months following a change in control. With respect to time-lapse RSUs granted in 2023, 100% would vest upon a termination due to death, disability, a termination without cause within 6 months following a change in control or a resignation with good reason within 6 months following a change in control, and a pro-rata portion would become vested upon a retirement, termination without cause in the absence of a change in control, termination without cause after 6 months following a change in control or for good reason after 6 months following a change in control. If proration applies, the number of shares that would vest is determined by multiplying the ratio of actual months of service in the three-year cliff-vesting period by the number of time-lapse RSUs granted. Since Mr. Daily was retirement eligible as of December 31, 2023, had Mr. Daily resigned for good reason, the greater of benefits received upon retirement or resignation for good reason would apply with respect to his time-lapse RSUs if he resigns for or without good reason. The values of the time-lapse RSUs were calculated based on a stock price of \$63.35 per share (the closing price of Common Stock on the last trading day of 2023). The amount in the table above includes dividend equivalents on the time-lapse RSUs.
- (4) With respect to Performance Share Units granted in 2023, if a qualifying termination occurs during the performance cycle, a pro-rata portion would vest based on target level of performance upon a termination due to death, disability, a termination by the Company or Centuri without cause within 6 months following a change in control or a resignation for good reason within 6 months following a change in control, and a pro-rata portion would vest based on actual level of performance upon a retirement, a termination by the Company or Centuri without cause after 6 months following a change in control or a resignation for good reason after 6 months following a change in control. If proration applies, the number of shares that would vest is determined by multiplying the ratio of actual months of service in the applicable three-year performance period, except that, for 2023 Performance Share Units, if the termination is due to death, disability, or a termination without cause or a resignation for good reason within 6 months following a change in control, the performance period is deemed to be 12 months. Since Mr. Daily was retirement eligible as of December 31, 2023, had Mr. Daily resigned for good reason, the greater of benefits received upon retirement or resignation for good reason would apply. The value of the Performance Share Units was calculated based on a stock price of \$63.35 per share (the closing price of Common Stock on the last trading day of 2023). The amount in the table above includes dividend equivalents on the Performance Share Units.
- (5) Since Mr. Daily was retirement eligible on December 31, 2023, he would be entitled to the same benefits upon retirement or resignation without good reason.

## Pay Ratio Disclosure

---

As required by Section 953(b) of the Dodd-Frank Wall Street Reform and Consumer Protection Act, and Item 402(u) of Regulation S-K of the Exchange Act, we are providing the following information about the relationship of the median annual total compensation of our employees and the annual total compensation of Ms. Karen S. Haller, our CEO. The pay ratio included in this information is a reasonable estimate calculated in a manner consistent with Item 402(u) of Regulation S-K. For 2023, our last completed fiscal year:

- The median annual total compensation as described below, of all employees of the Company and its consolidated subsidiaries (other than our CEO) was \$113,533; and
- The annual total compensation of our CEO as listed in the Summary Compensation Table was \$7,129,341, and for purposes of the pay ratio calculation, \$17,093 for the employer paid portion of our CEO's and eligible dependents' health care, disability and life insurance benefits was added, for a total of \$7,146,434.
- Based on this information, for 2023 the ratio of the annual total compensation as described below, of Ms. Haller, our CEO and President, to the median annual total compensation of all employees, as determined pursuant to Item 402(u) of Regulation S-K, was 63 to 1, which is a reasonable estimate calculated consistent with applicable rules.

To identify the median of the annual total compensation of all our employees, as well as to determine the annual total compensation of our median employee and our CEO, we took the following steps:

- Given the distribution of our employee population between the United States and Canada and our business segments, we use a variety of pay elements to structure the compensation arrangements of our employees. Consequently, for purposes of measuring the compensation of the employees, we selected elements of compensation that represent "base salary" (compensation paid at the normal hourly rate, excluding overtime, for hourly employees, and base cash salary for salaried employees) as the most appropriate measure of compensation to reflect annual compensation of our employees. Such compensation elements represent the fixed portion of each employee's compensation arrangements and are paid without regard to our financial or operational performance or individual employee workloads in a given year. This compensation measure was consistently applied to all of our employees.
- We identified the median employee as of December 31, 2022. For 2023, the median employee is the same as in 2022 because there were no changes to our employee population or the 2022 median employee's compensation arrangements that would significantly impact the pay ratio. All of our employees are located in either the United States or Canada and our CEO is based in the United States. Therefore, we did not make any cost-of-living adjustments in identifying the "median employee."

- Because the number of our Canadian employees was less than 5% of the total number of employees, the Canadian employees were excluded from the median employee calculation. The number of Canadian employees excluded was 335. The total number of United States and Canadian Company employees is 11,322 and that is the same number of employees used for the de minimis exclusion calculation.
- For our median employee, we combined all of the elements of such employee's compensation for 2023 in accordance with the requirements of Item 402(c)(2)(x) of Regulation S-K, resulting in annual total compensation of \$113,533. The difference between such employee's base salary and the employee's annual total compensation represents the value of such employee's overtime and other premium pay, employer contributions to a 401(k) plan, the change in the employee's pension value, and the value of the employer's portion of such employee's health care, disability and life insurance benefits (\$8,192 for the employee and such employee's eligible dependents).
- With respect to the annual total compensation of our CEO, we used the amount listed in the Summary Compensation Table, plus \$17,093 for the employer paid portion of our CEO's and eligible dependents' health care, disability and life insurance benefits.

## Pay Versus Performance

As required by Section 953(a) of the Dodd-Frank Wall Street Reform and Consumer Protection Act and Item 402(v) of Regulation S-K, we are providing the following information about the relationship between executive compensation actually paid and certain financial performance measures for the Company. For further information concerning the Company's variable pay-for-performance philosophy and how the Company aligns executive compensation with the Company's performance, refer to "Executive Compensation – Compensation Discussion and Analysis."

Year	Summary Compensation Table Total for PEO (\$) <sup>(1)</sup>	Summary Compensation Table Total for Former PEO (\$) <sup>(2)</sup>	Compensation Actually Paid to PEO (\$) <sup>(1)(5)</sup>	Compensation Actually Paid to Former PEO (\$) <sup>(2)(6)</sup>	Average Summary Compensation Table Total for Non-PEO NEOs (\$) <sup>(3)</sup>	Average Compensation Actually Paid to Non-PEO NEOs (\$) <sup>(3)(7)</sup>	Value of Initial Fixed \$100 Investment Based On:		GAAP Consolidated Net Income/ (Loss) (\$) <sup>(9)</sup>	Utility Adjusted Net Income (\$) <sup>(10)</sup>
							TSR <sup>(8)</sup>	Peer Group TSR <sup>(4)</sup>		
2023	7,129,341	—	5,840,814	—	2,646,306	2,400,319	95.87	97.20	150,889,000	240,348,000
2022	4,355,798	6,129,727	3,648,614	1,664,481	1,823,386	1,319,319	89.96	104.87	(203,290,000)	177,110,000
2021	—	5,674,579	—	6,424,725	2,139,255	2,303,196	98.48	101.63	200,779,000	182,135,000
2020	—	6,511,777	—	4,293,622	2,499,520	1,790,098	82.51	83.11	232,324,000	149,918,000

(1) Amounts shown in this column relate to Ms. Haller, who became CEO of the Company in May 2022 and was CEO throughout 2023.

(2) Amounts shown in this column relate to Mr. Hester, who retired as CEO of the Company in May 2022.

(3) The non-principal executive officer ("PEO") NEOs reflected in this column for 2023 were: Messrs. Stefani, Brown, Daily, and Gabe. The non-PEO NEOs reflected in this column for 2022 were: Messrs. Stefani, Peterson, Brown and Daily, and Ms. Williams. The non-PEO NEOs reflected in this column for 2021 and 2020 were: Messrs. Peterson, Daily and DeBonis, and Ms. Haller.

(4) The Company's peer group for Pay Versus Performance Table purposes is the S&P 1500 Gas Utilities Index, the same index the Company uses for purposes of the stock performance graph in the Company's Annual Report to Stockholders.

(5) Compensation Actually Paid ("CAP") was calculated according to the SEC's definition of CAP as directed by Item 402(v) of Regulation S-K, and is not the same as compensation received. To calculate CAP to Ms. Haller, the following amounts were deducted from and added to Summary Compensation Table ("SCT") total compensation:

Year	Fair Value Increase of Unvested Awards Granted in Applicable Fiscal Year As of Fiscal Year End (\$) <sup>(1)</sup>	Change from Prior Year End Fair Value of Unvested Awards Granted in Prior Fiscal Year to Applicable Fiscal Year End Fair Value (\$) <sup>(2)</sup>	Change from Prior Year End Fair Value of Awards Granted in Prior Fiscal Year That Vested in Applicable Fiscal Year to Vesting Date Fair Value (\$) <sup>(3)</sup>	Deduction for Stock Awards Column in SCT (\$) <sup>(4)</sup>	Deduction for Change in Pension Value in SCT (\$) <sup>(5)</sup>	Increase for Service Cost for Pension Plan (\$) <sup>(6)</sup>
2023	3,142,573	424,764	(323,808)	(2,991,259)	(1,591,491)	50,694
2022	2,672,255	(131,245)	(297,267)	(2,921,572)	(93,225)	63,870

- (6) CAP was calculated according to the SEC's definition of CAP as directed by Item 402(v) of Regulation S-K, and is not the same as compensation received. To calculate CAP to Mr. Hester, the former PEO, the following amounts were deducted from and added to SCT total compensation:

Year	Fair Value Increase of Unvested Awards Granted in Applicable Fiscal Year As of Fiscal Year End (\$)	Fair Value Increase of Awards Granted in Applicable Fiscal Year that Vested in Applicable Fiscal Year as of Vesting Date (\$)	Change from Prior Year End Fair Value of Unvested Awards Granted in Prior Fiscal Year to Applicable Fiscal Year End Fair Value (\$)	Change from Prior Year End Fair Value of Awards Granted in Prior Fiscal Year That Vested in Applicable Fiscal Year to Vesting Date Fair Value (\$)	Deduction for Awards Forfeited During Applicable Fiscal Year (\$)	Deduction for Stock Awards Column in SCT (\$)	Deduction for Change in Pension Value in SCT (\$)
2022	268,639	784,294	(202,244)	(887,742)	(1,613,185)	(2,815,007)	—
2021	3,534,898	—	459,881	58,423	—	(2,921,469)	(381,587)
2020	2,279,181	—	(242,928)	(197,723)	—	(2,558,720)	(1,497,964)

- (7) CAP was calculated according to the SEC's definition of CAP as directed by Item 402(v) of Regulation S-K, and is not the same as compensation received. To calculate average CAP to the non-PEO NEOs, the following amounts were deducted from and added to average SCT total compensation:

Year	Average Fair Value Increase of Unvested Awards Granted in Applicable Fiscal Year As of Fiscal Year End (\$)	Average Change from Prior Year End Fair Value of Unvested Awards Granted in Prior Fiscal Year to Applicable Fiscal Year End Fair Value (\$)	Average Change from Prior Year End Fair Value of Awards Granted in Prior Fiscal Year That Vested in Applicable Fiscal Year to Vesting Date Fair Value (\$)	Average Deduction for Awards Forfeited During Applicable Fiscal Year (\$)	Average Deduction for Stock Awards Column in SCT (\$)	Average Deduction for Change in Pension Value in SCT (\$)	Average Increase for Service Cost for Pension Plan (\$)
2023	1,163,800	69,371	(230,597)	—	(1,038,650)	(254,334)	44,425
2022	842,425	(51,419)	(232,109)	(39,754)	(1,076,123)	—	52,913
2021	881,896	109,394	29,838	—	(753,874)	(153,986)	50,673
2020	551,533	(56,154)	(19,625)	—	(639,270)	(590,334)	44,429

- (8) As required by Item 402(v)(2)(iv) and Item 201(e) of Regulation S-K, the Company's cumulative TSR is calculated by dividing the sum of the cumulative amount of dividends for the measurement period (assuming dividend reinvestment) and the difference between the Company's stock price at the end and the beginning of the measurement period by the Company's stock price at the beginning of the measurement period.
- (9) Net income/loss in this column is the Company's GAAP consolidated net income/loss reflected in the Company's audited financial statements for the applicable year.
- (10) The Company-Selected Measure is utility adjusted net income, which is a non-GAAP measure. For a description of the adjustments made to utility net income to arrive at utility adjusted net income, see "Executive Compensation – Compensation Discussion and Analysis – Details of Compensation Program" above.



### Financial Performance Measures

The items listed in the three tables below represent the most important measures we used to determine CAP for 2023 to the NEOs who are officers of the Company, Southwest and Centuri, as further described in our Compensation Discussion and Analysis within the section titled “Executive Compensation—Compensation Discussion and Analysis -Details of Compensation Program” for annual and long-term incentive compensation programs. The measures in the tables below contain all of the performance measures for the annual and long-term incentive programs for NEOs of the Company (Ms. Haller and Mr. Stefani), Southwest (Messrs. Brown and Gabe), and Centuri (Mr. Daily). Three separate tables are used because the measures used to link CAP to performance are different for the Company, Southwest, and Centuri.

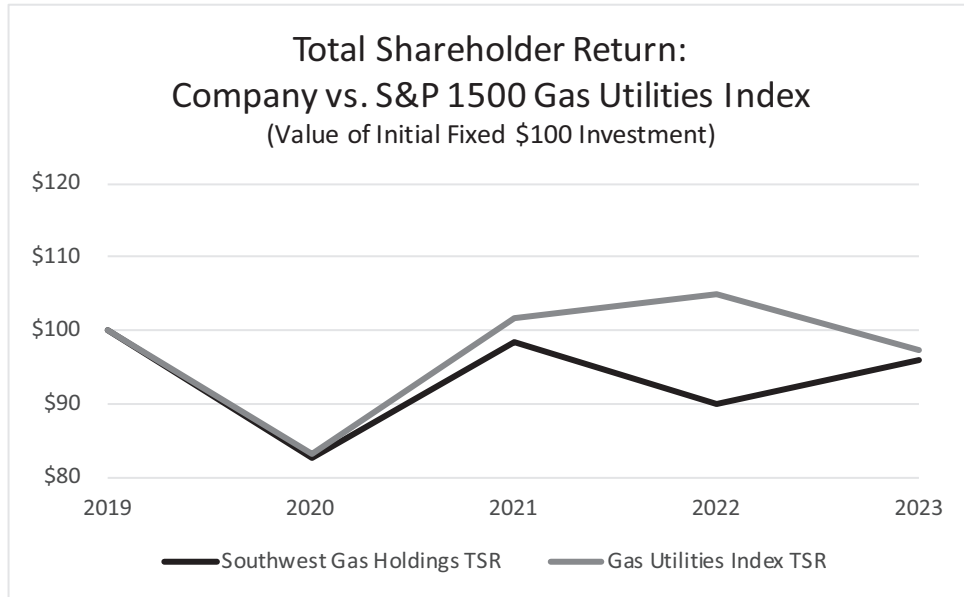
<b>Most Important Performance Measures</b> <b>Ms. Haller and Mr. Stefani</b>	<b>Most Important Performance Measures</b> <b>Messrs. Brown and Gabe</b>	<b>Most Important Performance Measures</b> <b>Mr. Daily</b>
3-year Adjusted EPS  3-year Average Utility ROE  Utility Adjusted Net Income  Centuri Free Cash Flow  Utility Safety  Utility Productivity  Utility Customer Satisfaction	3-year Average Utility ROE  Utility Adjusted Net Income  Utility Safety  Utility Productivity  Utility Customer Satisfaction	Centuri Enterprise Value  Centuri Safety  Centuri Free Cash Flow

### Analysis of Information Presented in the Pay Versus Performance Table

As described in more detail in the section “Executive Compensation – Compensation Discussion and Analysis,” the Company’s executive compensation program reflects a variable pay-for-performance philosophy. While the Company utilizes several performance measures to align executive compensation with Company performance, not all of those Company measures are presented in the Pay Versus Performance table. Moreover, the Company generally seeks to incentivize long-term performance, and therefore does not specifically align the Company’s performance measures with CAP (as computed in accordance with Item 402(v) of Regulation S-K) for a particular year. In accordance with Item 402(v) of Regulation S-K, the Company is providing the following descriptions of the relationships between information presented in the Pay Versus Performance table. In the graphs below, CAP to the PEO for 2022 represents the aggregate CAP to Ms. Haller, the Company’s current CEO, and Mr. Hester, the Company’s former CEO. For 2023, CAP to the PEO represents CAP to Ms. Haller, the Company’s current CEO.

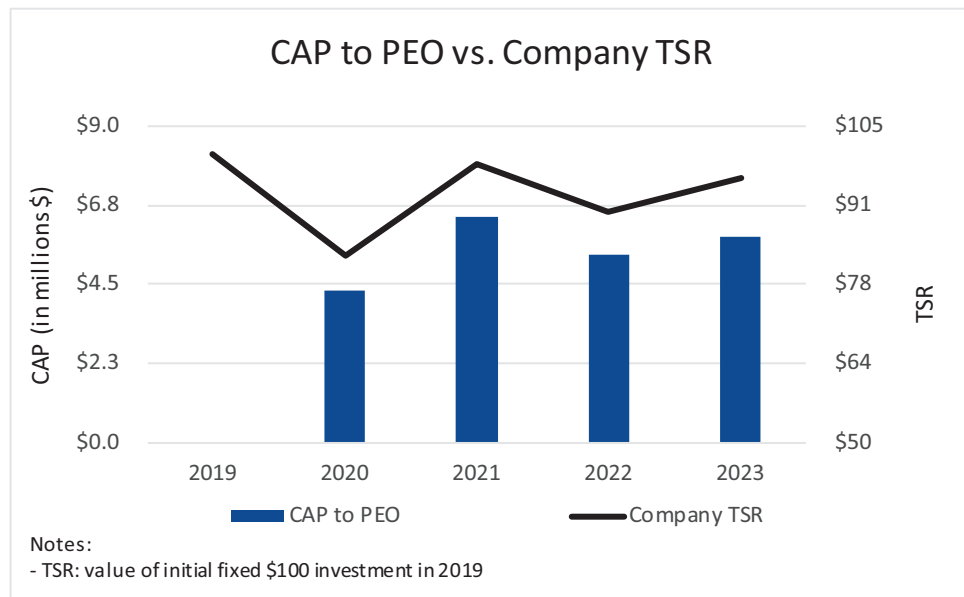
### Company TSR Versus S&P 1500 Gas Utilities Index TSR

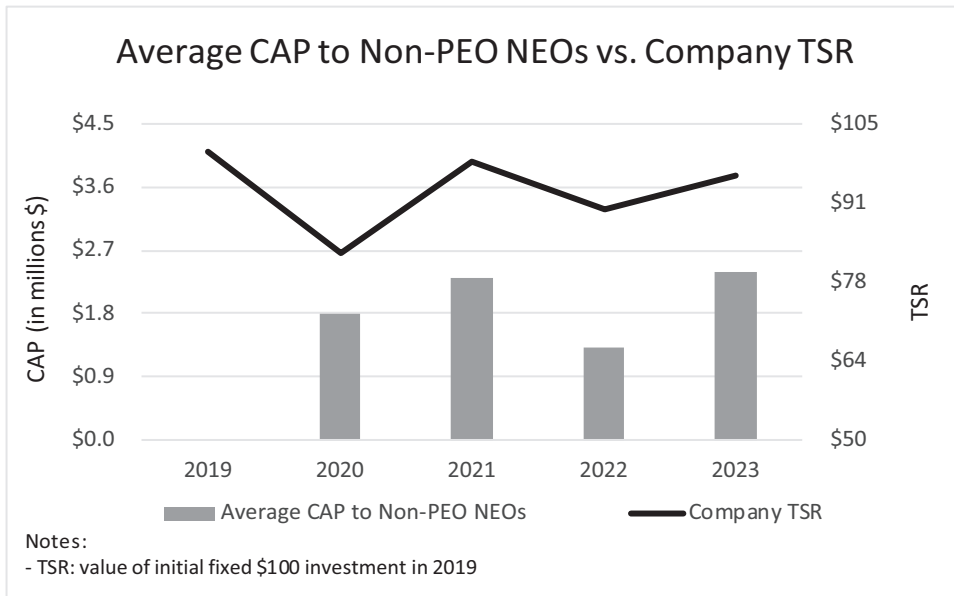
As shown on the graph below, the Company's TSR tracked consistently with the S&P 1500 Gas Utilities Index TSR in both positive and negative directions in 2020 and 2021, but varied in 2022, and began to track consistently again for 2023.



### CAP Versus Company TSR

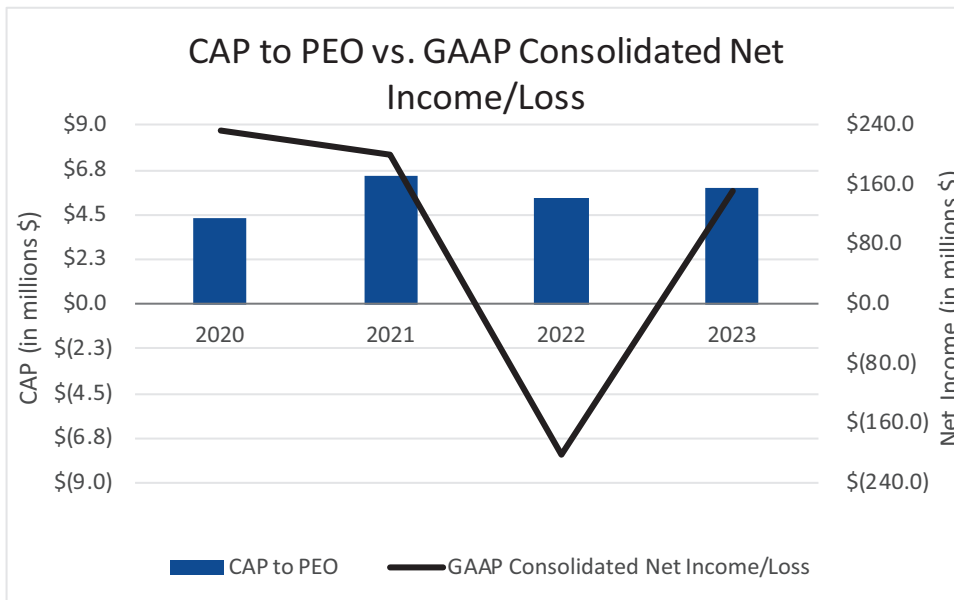
As shown on the graphs below, as the Company's absolute TSR increases and decreases, so does CAP to the PEO and non-PEO NEOs. The Company does not use Company absolute TSR as a measure to determine compensation levels or incentive plan payouts. Rather, relative TSR using the TSR for the 19-member peer group created for compensation benchmarking purposes was used as a modifier to increase or decrease long-term incentive payouts by up to 30% in 2020, 2021, and 2022. In 2023, the Company's Compensation Committee decided to remove the relative TSR modifier due to the volatility of the Company's stock price related to the anticipated separation of Centuri. When the Centuri separation is completed, the Compensation Committee plans to review use of the TSR modifier again.

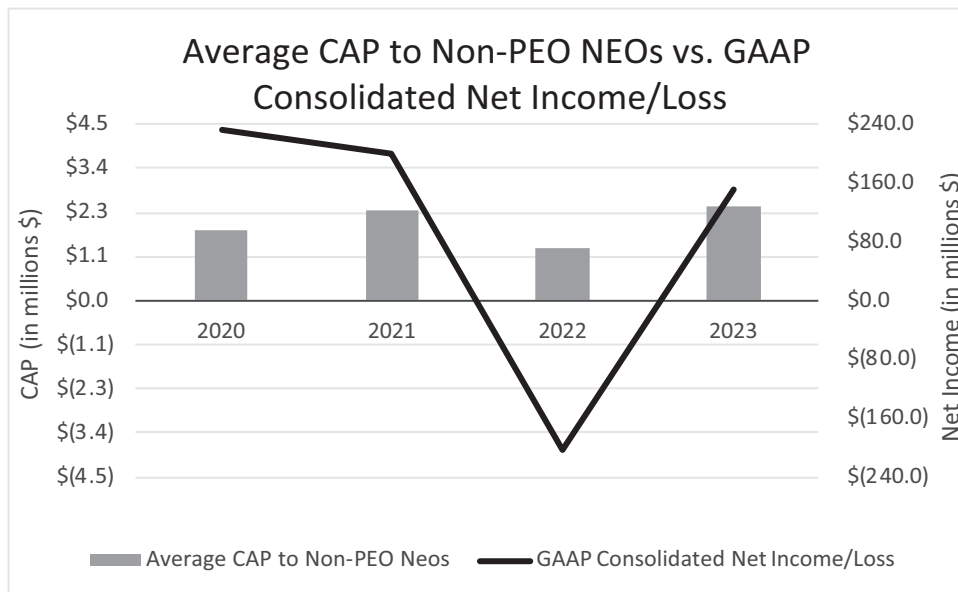




#### CAP Versus GAAP Consolidated Net Income/(Loss)

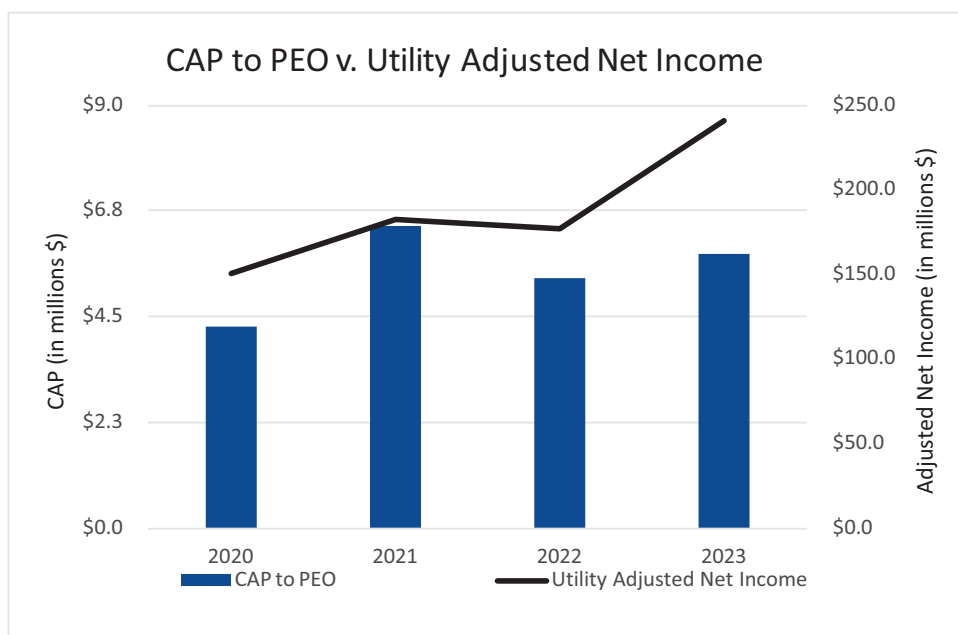
As shown in the graphs below, CAP to the PEO and non-PEO NEOs does not move consistently with GAAP consolidated net income/loss. The Company does not use GAAP consolidated net income to determine compensation levels or incentive plan payouts, but instead uses utility adjusted net income as a financial metric in both the annual and long-term incentive programs for Ms. Haller and Messrs. Stefani, Brown, and Gabe. For Mr. Daily, Centuri free cash flow is the financial metric used to determine annual and long-term incentive plan payouts. For more information on the Company's use of utility adjusted net income in its annual and long-term incentive programs, see "Executive Compensation – Compensation Discussion and Analysis – Details of Compensation Program" above.

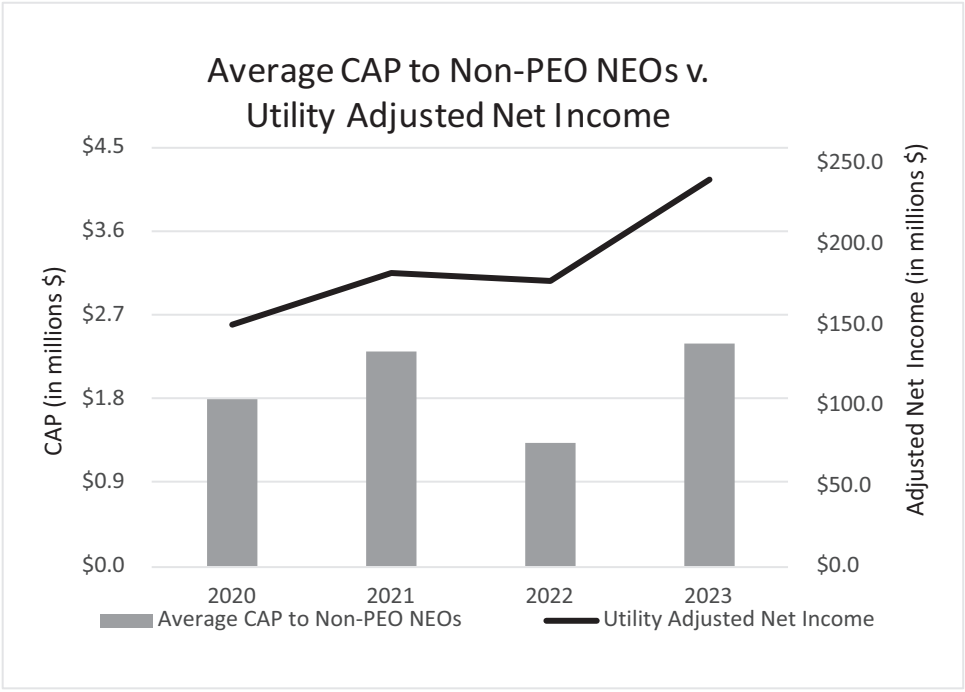




### CAP Versus Utility Adjusted Net Income

As shown on the graphs below, utility adjusted net income and CAP to the PEO and non-PEO NEOs move fairly consistently. Utility adjusted net income is the company-selected measure because it is the most important single-year financial performance measure used by the Company to link CAP to Company performance for 2023. It is most important because it is the single-year financial measure that is the most heavily weighted to determine annual incentive compensation payouts for each of the utility NEOs. Utility adjusted net income performance determines 40% of annual incentive compensation payouts for the utility officers and 30% of the annual incentive compensation payouts for Company NEOs. Using utility adjusted net income, rather than GAAP net income, is appropriate for the Company's compensation program because the adjustments are used to help ensure comparability year over year and generally reflect items that are outside the control of management or are otherwise special, non-recurring items. For more information on the Company's use of utility adjusted net income in the annual incentive program, and how this non-GAAP measure is calculated, see "Executive Compensation – Compensation Discussion and Analysis – Details of Compensation Program" above.





## DIRECTOR COMPENSATION

### 2023 Director Compensation Table

Name	Fees Earned or Paid in Cash (\$)	Stock Awards (\$) <sup>(1)(2)(3)</sup>	Change in Pension Value and Nonqualified Deferred Compensation Earnings (\$) <sup>(4)</sup>	All Other Compensation (\$) <sup>(5)</sup>	Total (\$)
E. Renae Conley	208,200	140,979	—	105	349,284
Andrew W. Evans	144,200	140,979	—	105	285,284
Jane Lewis-Raymond	164,200	140,979	—	105	305,284
Henry P. Linginfelter	144,200	140,979	—	105	285,284
Anne L. Mariucci	162,200	140,979	58,875	105	362,159
Carlos A. Ruisanchez	144,200	140,979	—	105	285,284
Ruby Sharma	106,550	140,979	—	105	247,634
Andrew J. Teno	144,200	140,979	—	105	285,284
A. Randall Thoman	128,200	140,979	51,545	105	320,829
Leslie T. Thornton	123,200	140,979	14,936	105	279,220

- (1) On February 23, 2023, each director serving at that time received a stock award of 2,182 shares which vested immediately, but receipt of the stock award may be deferred by the director. The grant date fair value of the stock award was \$140,979. The Company does not issue option awards.
- (2) The stock awards are valued at the closing price of Common Stock on the date of grant. The grant date fair value of the stock award granted on February 23, 2023 was based on the closing price of Common Stock of \$64.61 on February 23, 2023. The amounts were determined in accordance with FASB ASC Topic 718. The assumptions used to calculate these amounts are included in "Note 9 – Share-Based Compensation" included in the footnotes to the consolidated financial statements in our 2023 Annual Report on Form 10-K.
- (3) The director deferred stock awards outstanding at December 31, 2023, for each of the listed directors are as follows. There are no outstanding option awards.

	Stock Awards(#)
Ms. Conley	2,273
Mr. Evans	2,273
Ms. Lewis-Raymond	10,636
Mr. Linginfelter	2,273
Ms. Mariucci	31,342
Mr. Ruisanchez	—
Ms. Sharma	2,273
Mr. Teno	2,273
Mr. Thoman	33,505
Ms. Thornton	8,362

- (4) The amounts in this column reflect above-market interest on nonqualified deferred compensation balances for 2023.
- (5) The amounts in the All Other Compensation column represent the cost of life insurance for directors.

### Director Compensation Narrative

In 2023, the Compensation Committee conducted a review of the types and amounts of director compensation. The independent compensation consultant conducted a benchmarking analysis of peer company director pay practices. Based on that analysis, the Committee decided that no changes to the director compensation program were necessary. The Committee uses a retainer-based model for director cash compensation (without regular individual meeting fees) and determines the value of annual equity grants for directors based on a set dollar amount. Cash retainers are paid on a quarterly basis.

The annual cash retainer for non-employee directors is \$95,000. Additional annual cash retainers for the Chairs of the Audit, Compensation, and Nominating and Corporate Governance Committees are \$20,000, \$20,000 and \$15,000, respectively. The additional annual cash retainer paid to our Chair of the Board is \$100,000. Individual cash meeting fees of \$1,650 are only payable when the number of meetings of the Board or a committee exceeds regularly scheduled meetings by three or more. The annual cash retainer for members of the Strategic Transactions Committee is \$36,000 and the Chair of the Strategic Transactions Committee receives an annual cash retainer of \$54,000. Individual cash meeting fees of \$1,200 are only payable when the number of meetings of the Strategic Transactions Committee exceeds 20 per calendar year. Total Strategic Transactions Committee fees are capped at \$90,000 per calendar year for the Chair and members.

Cash compensation received by the non-employee directors may be deferred until retirement or termination of their status as directors pursuant to the Directors Deferral Plan. Amounts deferred bear interest at 150% of the Moody's Seasoned Corporate Bond Rate ("Bond Rate"). At retirement or termination, such deferrals will be paid out over 5, 10, 15 or 20 years, and will be credited during the applicable payment period with interest at 150% of the average of the Bond Rate on January 1 for the five years prior to retirement or termination.

A fixed dollar value (\$135,000 for 2024) will be granted annually in the form of equity compensation under the Company's Omnibus Incentive Plan during the February Board meeting. The fixed dollar value is converted into awards representing a number of shares of Common Stock based on the closing share price for the last trading session of the most recently completed fiscal year. Under this program, each member of the Board was granted the equivalent of 2,131 shares of Common Stock on February 22, 2024.

Non-employee director equity compensation vests immediately upon grant, and the directors are provided the option to defer receipt of equity compensation until they leave the Board. Deferred stock units are credited with notional dividends at the same time, in the same form, and in equivalent amounts as dividends that are payable from time to time on Common Stock. Such notional dividends are valued as of the date on which they are credited to the director and are reallocated into additional deferred stock units. When a director leaves the Board, any deferred stock units of such director will be converted into shares of Common Stock.

By Board policy, each non-employee director is required to retain at least five times the value of his or her annual cash retainer in Common Stock (or equivalents). Each non-employee director is required to fulfill this requirement within five years of being elected to the Board.

For 2023, the maximum number of shares of Common Stock which may be awarded to any non-employee director during any fiscal year is 5,000 shares, which taken together with any cash fees paid by the Company to such non-employee director shall not exceed \$500,000 in total value (calculating the value of any award based on the fair market value of the shares on the grant date of such award). These limitations were approved by stockholders on May 4, 2017.

Directors are prohibited by Company policy from pledging or engaging in financial hedging of their investment risk in our Common Stock.

Directors are entitled to participate in the same gift matching program that is available to all of our employees. Under this program, the Company matches contributions to qualified charitable organizations up to a maximum of \$2,500 in any calendar year.

Directors who are full-time employees of the Company or its subsidiaries receive no additional compensation for serving on the Board.

## ADVISORY VOTE TO APPROVE THE COMPANY'S EXECUTIVE COMPENSATION (Proposal 2 on the Proxy Card)

The Board Recommends a Vote "FOR" the Proposal to Approve  
the Company's Executive Compensation

### General

---

Pursuant to Section 14A of the Exchange Act, we are asking our stockholders to vote on a non-binding, advisory basis, to approve our executive compensation program as described in this Proxy Statement. The Board has determined to submit an annual advisory vote on our executive compensation program to our stockholders at each annual meeting until the Company seeks another advisory vote on the frequency of the advisory vote on executive compensation. The Board asks that you support the compensation of our NEOs as disclosed in the "Executive Compensation - Compensation Discussion and Analysis" section and the accompanying tables and narratives contained in this Proxy Statement. Because your vote is advisory, it will not be binding on the Board or the Company. However, the Board will review the voting results and take them into consideration when making future decisions regarding executive compensation.

The Company's compensation program is designed and administered by the Compensation Committee of the Board, which is composed entirely of Independent Directors and carefully considers many different factors, as described in the "Executive Compensation - Compensation Discussion and Analysis" section, in order to provide appropriate compensation for the Company's executives. As discussed in the "Executive Compensation - Compensation Discussion and Analysis" section, the compensation package for the Company's NEOs (who are the officers listed in the Summary Compensation Table in the Executive Compensation Tables section) is designed to support the Company's objectives of attracting, motivating and retaining the executive talent required to achieve our corporate objectives and increase stockholder value.

The compensation program is based on the Board-approved executive compensation philosophy of (i) paying base salary at the median (50<sup>th</sup> percentile) of the amounts paid by our peer group of companies (the "relative market"), (ii) providing annual and long-term incentive awards that are designed to motivate the NEOs to focus on specific annual and long-term financial and operational performance goals and achieve superior performance while placing a significant amount of total compensation at risk, and (iii) paying total direct compensation (base salary and annual and long-term incentive awards) to be competitive with the relative market.

Consistent with the SEC rule implementing the requirement that the Company periodically include a say-on-pay proposal in its proxy statement, the vote on this proposal is advisory and is not binding on the Company, the Compensation Committee or the Board. The Compensation Committee and the Board value the opinions that stockholders express in their votes and to the extent there is any significant vote against the NEO compensation, we will consider the outcome of the vote when making future executive compensation decisions and evaluate whether any actions are necessary to address stockholder concerns expressed by such vote. It is expected that the next advisory vote on executive compensation will occur at the 2025 Annual Meeting of Stockholders.

We encourage you to review the complete description of the Company's executive compensation programs provided in this Proxy Statement, including the "Executive Compensation - Compensation Discussion and Analysis" section and the accompanying compensation tables. The Board recommends that our stockholders vote "FOR," on an advisory basis, the compensation paid to our NEOs, as disclosed in this Proxy Statement pursuant to the compensation disclosure rules of the SEC.



## APPROVAL OF THE COMPANY'S 2024 OMNIBUS INCENTIVE PLAN (Proposal 3 on the Proxy Card)

The Board Recommends a Vote "FOR" Approval of the Company's  
2024 Omnibus Incentive Plan

We are asking stockholders to approve the Southwest Gas Holdings, Inc. 2024 Omnibus Incentive Plan (the "2024 Plan").

We have previously awarded equity compensation under the Southwest Gas Holdings, Inc. 2017 Omnibus Incentive Plan (the "Prior Plan"). The Prior Plan will expire on May 4, 2027, but as of February 22, 2024, there were only 180,990 shares of common stock available for issuance under the Prior Plan. On November 16, 2023, our Board, at the recommendation of the Compensation Committee, approved the 2024 Plan, subject to approval by our stockholders at the Annual Meeting. If stockholders approve the 2024 Plan, it will become effective on the date of the 2024 Annual Meeting (the "Effective Date") and no further awards will be made under the Prior Plan as of the Effective Date. Outstanding awards under the Prior Plan will remain outstanding and subject to the terms of the Prior Plan and the respective award agreements, until the vesting, expiration or lapse of such awards in accordance with their terms.

Approval of the 2024 Plan is intended to enable us to continue granting stock-based incentive awards, which our Board believes is a critical element of our compensation program and vital to our continued ability to attract and retain skilled people in our competitive industry. We use stock-based awards to align the financial interests of award recipients with those of the Company's stockholders. We believe that providing an equity stake in the future success of our business encourages and motivates award recipients to strive to achieve our business goals and to increase stockholder value.

Given that there were only 180,990 shares of common stock available for issuance under the Prior Plan as of February 22, 2024, if this proposal is not approved by our stockholders, we generally will not be able to continue to issue stock-based incentive compensation to our directors, employees, consultants and other service providers subject to certain exceptional circumstances such as inducement awards for new hires. As a result, we would lose an important compensation tool that enables us to compete for, incentivize and retain employees, directors and consultants. If this proposal is not approved by our stockholders, we believe our ability to attract and retain key talent in the competitive market for human capital would be significantly and negatively impacted, and this could affect our long-term success. In assessing this proposal, we encourage you to consider these factors and the potential negative impact on the Company if the 2024 Plan is not approved.

Accordingly, we believe approving the 2024 Plan is in the best interest of our stockholders, and the Board unanimously recommends approval of the 2024 Plan.

### Background

Equity is an important element of compensation. We believe that having a sufficient number of shares available for grant to our employees as part of our equity compensation is a critical element of our overall compensation approach. We issue a significant portion of our long-term equity incentives in the form of Performance Share Units, with achievement tied to earnings per share, Company adjusted net income, and utility return on equity. Approval of the 2024 Plan helps to ensure that long-term equity incentives aligned with Company performance measures are available to employees and NEOs.

We have determined the size of the 2024 Plan taking into account a range of factors, including our historical equity grant practices as well as anticipated future needs of our business. Based on current information and assumptions about our future business and strategic actions, we have sized the 2024 Plan in terms of share availability with the objective that it be sufficient for our needs for the next six years of equity awards. The exact rate at which we use shares under the 2024 Plan may be more or less than our anticipated future usage and will depend upon various unknown factors, such as our future stock price, participation levels, long-term incentive award mix and vehicles, and forfeiture rates.

### Information Regarding 2024 Plan Share Reserve and Outstanding Awards Under Prior Plan

The 2024 Plan provides for the issuance of up to 2,200,000 shares of common stock pursuant to awards granted under the 2024 Plan, plus shares covered by awards granted under the Prior Plan if the award (or a portion of such award) is forfeited, is canceled or expires without the issuance of shares.

As of February 22, 2024, 180,990 shares of common stock remained available for issuance under the Prior Plan. No equity awards have been granted under the Prior Plan since February 22, 2024 and we will not grant any additional

awards under the Prior Plan if the 2024 Plan is approved by our stockholders, thus the 180,990 shares remaining under the Prior Plan would not be used for any equity awards under the Prior Plan or the 2024 Plan. The remaining shares of common stock under the Prior Plan will expire upon approval of the 2024 Plan. The maximum theoretical number of shares that could be issued under the 2024 Plan if all outstanding awards granted under the Prior Plan as of February 22, 2024 were forfeited, canceled, surrendered, withheld (except shares surrendered or withheld in satisfaction of tax withholding obligations), or canceled, is 2,719,049 shares.

The table below shows all awards granted under the Prior Plan and the 2006 Restricted Stock/Unit Plan (“2006 RSUP”) that were outstanding as of February 22, 2024. There are no stock appreciation rights or stock options outstanding under the Prior Plan or the 2006 RSUP, and there are no outstanding equity awards relating to our common shares granted under any other equity plan.

Total number of shares subject to full value awards outstanding (including time-based RSUs, director deferred stock units, and Performance Share Units) under the Prior Plan <sup>(1)</sup>	510,049
Total number of Performance Share Units under the Prior Plan	367,417
Total number of director deferred stock units under the 2006 RSUP	48,268
Total number of shares remaining available for future grant under the Prior Plan <sup>(2)</sup>	180,990
Total number of shares of common stock outstanding as of February 22, 2024	71,605,283

- (1) The number of shares subject to full-value awards outstanding includes Performance Share Units outstanding assuming performance at target performance level.
- (2) The Prior Plan is the only equity plan maintained by the Company and is the only equity plan under which we may currently grant new equity awards.

As of February 22, 2024, the closing price of our common stock as reported on NYSE was \$62.55 per share.

## Dilution, Burn Rate, and Equity Overhang

Our burn rate and equity overhang activity reflects thoughtful management of our long-term stockholder dilution. The following table provides detailed information regarding our burn rate and equity overhang activity for the last three fiscal years.

	Fiscal 2023 (%)	Fiscal 2022 (%)	Fiscal 2021 (%)	Average of Fiscal 2021 to Fiscal 2023 (%)
Gross Burn Rate <sup>(1)</sup>	0.35	0.42	0.31	0.36
Net Burn Rate <sup>(2)</sup>	0.25	0.29	0.30	0.28
Equity Overhang <sup>(3)</sup>	1.01	2.01	3.52	2.18

- (1) Gross burn rate is calculated as (a) the number of new stock awards granted, divided by (b) the total number shares of common stock outstanding as of the end of the fiscal year.
- (2) Net burn rate is calculated as (a) the number of new stock awards granted, net of stock awards cancelled and forfeited, divided by (b) the total number shares of common stock outstanding as of the end of the fiscal year.
- (3) Equity overhang is calculated on a fully-diluted basis as (a) the number of shares subject to outstanding stock awards plus the number of shares available for grant under the Prior Plan, divided by (b) the number of shares subject to outstanding stock awards, plus the number of shares available for grant under the Prior Plan, plus the total number of shares of common stock outstanding as of the end of the fiscal year.

## Best Practices

We recognize the dilutive impact of stock-based incentive awards on our stockholders. We strive to balance the impact of dilution with our need to attract and retain talent. As such, we have incorporated a number of stockholder-friendly practices into the 2024 Plan, including the following:

*No Liberal Share Recycling.* Shares retained by or delivered to the Company to pay the exercise price or purchase price of any awards, shares delivered to or withheld by the Company to pay withholding taxes related to any awards, and unissued shares resulting from the settlement of SARs in stock will all count against the 2024 Plan’s share reserve. Additionally, shares purchased by the Company in the open market using the proceeds of option exercises would not become available for issuance as future awards under the 2024 Plan.

*No Repricing of Stock Options or Stock Appreciation Rights Without Stockholder Approval.* The 2024 Plan prohibits, without stockholder approval, actions to reprice, replace, or repurchase options or SARs when the exercise price per share of an option or SAR exceeds the fair market value of the underlying shares.

*Limits on Non-Employee Director Compensation.* The 2024 Plan includes a limit of \$750,000 on the combined value of equity awards and cash compensation provided to any non-employee director in any fiscal year (or \$1,000,000 in the calendar year in which a non-employee director commences service on the Board).

*No Discounted Stock Options or Stock Appreciation Rights.* Stock options and SARs must be granted with an exercise price equal to or greater than the fair market value of our common stock on the date the stock option or SAR is granted.

*No Dividends on Unearned Awards.* The 2024 Plan prohibits the payment of dividends or dividend equivalent rights on unearned full value awards (whether performance or time-based), and it does not permit dividend equivalents with respect to stock options and SARs, whether vested or unvested.

*No Evergreen Provision; Stockholder Approval Required for Additional Shares.* The 2024 Plan does not contain an annual “evergreen” provision that provides for automatic increases of shares of common stock authorized for issuance under the plan. The 2024 Plan authorizes a fixed share reserve. Therefore, we would have to obtain stockholder approval to increase the 2024 Plan’s share reserve.

*No Transferability.* With limited exceptions, awards may not be transferred other than by will or the laws of descent and distribution.

*Clawback.* All awards granted under the 2024 Plan are subject to the Company’s clawback policies, pursuant to which the Company may recoup or seek reimbursement for erroneously awarded incentive compensation to executive officers and employees.

*No Automatic Grants.* The 2024 Plan does not provide for “reload” or other automatic grants to participants.

*No Tax Gross-ups.* The 2024 Plan does not provide for any tax gross-ups.

## **Shares Subject to the 2024 Plan**

The number of shares authorized for issuance under the 2024 Plan is 2,200,000, plus shares covered by awards granted under the Prior Plan if the award (or a portion of such award) is forfeited, is canceled or expires without the issuance of shares after the Effective Date. All share amounts authorized under the 2024 Plan will be subject to adjustment for stock splits and other changes in the Company’s capitalization. The shares issued pursuant to awards granted under the 2024 Plan may be shares that are authorized and unissued or issued shares that were reacquired by the Company. Subject to adjustments for stock splits and other changes in the Company’s capitalization, the aggregate number of shares that may be issued pursuant to the exercise of incentive stock options (“ISOs”) granted under the 2024 Plan is 2,200,000.

In the case of a stock split, stock dividend, recapitalization, combination of shares, exchange of shares or other change affecting the outstanding shares as a class without the Company’s receipt of consideration, we will adjust (a) the maximum number and kind of shares reserved for issuance under the 2024 Plan, (b) the number and kind of shares covered by outstanding awards and, with respect to options and SARs, the exercise or base price per share, and (c) the maximum aggregate ISO limit. Any such adjustments shall be made in order to prevent dilution or enlargement of the benefits or potential benefits intended to be provided under the 2024 Plan.

The plan administrator may issue awards in settlement or assumption of, or in substitution for, outstanding awards in connection with the Company or its subsidiary acquiring another entity, an interest in another entity or an additional interest in another entity in connection with a merger, stock purchase, asset purchase or other form of transaction, and the shares underlying such awards will not be counted against the share limit. Additionally, to the extent permitted by the rules of the stock exchange on which our shares of common stock are listed, available shares under a stockholder approved plan of an acquired company, as appropriately adjusted to reflect such acquisition, may be used for awards under the 2024 Plan without reducing the 2024 Plan share reserve.

For purposes of determining the share limits described in the paragraphs above, the aggregate number of shares issued under the 2024 Plan at any time will equal only the number of shares actually issued upon exercise or settlement of an award. Shares subject to awards that have been canceled, expired, forfeited, settled in cash, or otherwise not issued under an award will not count as shares issued under the 2024 Plan. The 2024 Plan provides that shares delivered to, or withheld by, the Company to pay the exercise price or purchase price of any awards or to pay withholding taxes related to any awards, unissued shares resulting from the settlement of SARs in stock, and shares purchased by us in the open market using the proceeds of option exercises will not be returned to the 2024 Plan’s share reserve.

## Certain Plan Terms and Conditions

The summary of the 2024 Plan provided herein sets forth the principal features of the 2024 Plan. This summary does not purport to be a complete description of all of the provisions of the 2024 Plan. It is qualified in its entirety by reference to the full text of the 2024 Plan, a copy of which is attached as Appendix A to this proxy statement.

**General.** The 2024 Plan permits the Company to issue stock options (non-qualified options and ISOs), SARs, restricted stock, restricted stock units, performance shares, performance stock units, dividend equivalent rights and other equity and cash awards.

**Eligibility.** Employees, non-employee directors and consultants of the Company and any parent or subsidiary entities would be eligible to receive awards under the 2024 Plan. As of February 22, 2024, we had approximately 23 employees, 10 non-employee directors, and 28 consultants who could be eligible to be selected to receive awards under the 2024 Plan. Such persons are eligible to participate in the 2024 Plan on the basis that such participation provides an incentive, through ownership of our common stock, to continue in service to us and any parent and subsidiary entities, and to help us compete effectively with other enterprises for the services of qualified persons.

**Limit on Awards to Directors.** The 2024 Plan includes a limit of \$750,000 on the combined value of equity awards and cash compensation provided to any non-employee director in any fiscal year (or a limit of \$1,000,000 in the calendar year in which a non-employee director commences service on the Board).

**Share Reserve.** The maximum number of shares of common stock that may be issued pursuant to the 2024 Plan is described above under the heading “Shares Subject to 2024 Plan.”

**Administration.** Generally, the Compensation Committee will administer the 2024 Plan, unless the Board elects to administer the 2024 Plan. Subject to the terms of the 2024 Plan, the administrator may determine and interpret the terms and conditions of awards, select the employees, directors and consultants who will receive awards, determine the exercise price of any options, the number of shares subject to awards, the vesting schedule and exercisability of awards, whether and when an award vests and performance goals are achieved, adjustments to performance goals or results to take into account changes in law or other extraordinary or unforeseeable, nonrecurring or infrequently occurring circumstances, the restrictions on transferability of awards and the form of consideration payable upon exercise or settlement of an award. The Board or the Compensation Committee may also delegate any or all of its powers and duties under the 2024 Plan to a subcommittee of directors or to one or more officers or employees of the Company, provided that such delegation does not violate applicable law or result in the loss of an exemption under Rule 16b-3(d)(1) of the Securities Exchange Act of 1934.

Except in connection with equity restructurings and other situations in which share adjustments are specifically authorized, the 2024 Plan prohibits repricing of any outstanding stock option or SAR awards without the prior approval of our stockholders. Specifically, without prior approval of our stockholders, the Company may not (a) reduce the per share exercise price of an option or base amount of a SAR, (b) cancel, surrender, replace or otherwise exchange any outstanding option or SAR where the fair market value of a share of our common stock underlying such option or SAR is less than its per share exercise price or base amount for a new stock option or SAR, another award, cash, shares or other securities or (c) take any other action that is considered a “repricing” for purposes of the stockholder approval rules of the applicable securities exchange or inter-dealer quotation system on which the our shares of common stock are listed or quoted.

**Stock Options.** The 2024 Plan will allow for the grant of non-qualified stock options and ISOs. ISOs may be granted only to employees. Non-qualified stock options may be granted to employees, directors and consultants. The exercise price of all options granted under the 2024 Plan must at least be equal to the fair market value of our common stock on the date of grant, and the term of an option granted under the 2024 Plan may not exceed ten years, except that with respect to any employee who owns more than 10% of the voting power of all classes of our outstanding stock or any parent or subsidiary corporation as of the grant date, the term of an ISO must not exceed five years, and the exercise price must equal at least 110% of the fair market value on the grant date. After the service of an employee, director or consultant terminates, the option may be exercised, to the extent vested, for the period of time specified in the option agreement. However, an option may not be exercised later than the expiration of its term.

**Stock Appreciation Rights (SARs).** The 2024 Plan will allow for the grant of SARs. SARs allow the recipient to receive the appreciation in the fair market value of our common stock between the date of grant and the exercise date. The administrator will determine the terms of SARs, including when such rights become exercisable and whether to pay the increased appreciation in cash or with shares of our common stock, or a combination thereof, except that the base appreciation amount for the cash or shares to be issued pursuant to the exercise of an SAR will be no less than 100% of the fair market value per share on the date of grant and an SAR will not have a term of



more than 10 years. After the continuous service of an employee, director or consultant terminates, the SAR may be exercised, to the extent vested, for the period of time specified in the SAR agreement. However, an SAR may not be exercised later than the expiration of its term.

**Restricted Stock Awards.** The 2024 Plan will allow for the grant of restricted stock. Restricted stock awards are shares of our common stock that vest in accordance with terms and conditions established by the administrator. The administrator will determine the number of shares of restricted stock granted to any employee, director or consultant. The administrator may impose whatever conditions on vesting it determines to be appropriate. For example, the administrator may set restrictions based on the achievement of specific performance goals. Shares of restricted stock that do not vest are subject to forfeiture.

**Restricted Stock Units.** The 2024 Plan will allow for the grant of restricted stock units. Restricted stock units are awards that will result in payment to a recipient at the end of a specified period if applicable vesting criteria established by the administrator are achieved or the award otherwise becomes eligible for settlement. The administrator may impose whatever conditions to vesting, or restrictions and conditions to settlement, that it determines to be appropriate. The administrator may establish vesting conditions or restrictions based on the achievement of specific performance goals or on the continuation of service or employment. Payments of earned restricted stock units may be made in shares of our common stock, cash or a combination thereof.

**Performance Share Awards.** The 2024 Plan will allow for the grant of performance shares. Performance shares are shares of our common stock that vest based on performance-based vesting conditions. The administrator will determine the number of shares of performance shares. The administrator may set vesting conditions based on the achievement of specific performance goals as it determines appropriate. Performance shares that do not vest are subject to forfeiture.

**Performance Stock Units.** The 2024 Plan will allow for the grant of performance stock units. Performance stock units are awards that will result in payment to a recipient based upon the achievement of specific performance goals. The administrator may impose vesting conditions based on the achievement of specific performance goals as it determines to be appropriate. Payments of earned performance stock units may be made in shares of our common stock, cash or a combination thereof.

**Dividends and Dividend Equivalents.** Dividends may be credited with respect to restricted stock awards and performance share awards, and dividend equivalents may be credited with respect to other awards (other than stock options and SARs). However, participants are not entitled to receive any such credited dividends or dividend equivalents unless and until the award upon which the dividend or dividend equivalent is based vests. The Compensation Committee may determine to pay such dividends or dividend equivalent rights in cash or to convert into additional awards.

**Other Awards.** The 2024 Plan also provides for the issuance of other awards relating to the Company's shares (including shares or share-based awards that are not subject to vesting conditions or other restrictions) and cash-based awards.

**Terms of Awards.** Subject to the terms of the 2024 Plan, the administrator will determine the provisions, terms, and conditions of each award including, but not limited to, the award vesting schedule, forfeiture provisions, form of payment (cash, shares, or other consideration) upon settlement of the award, payment contingencies, and satisfaction of any performance criteria. Subject to compliance with applicable tax and other laws, awards under the 2024 Plan may be deferred pursuant to any deferred compensation plan or program that we may adopt.

**Performance Goals.** The 2024 Plan allows for vesting, payment, settlement and other entitlements with respect to awards to be subject to items or events that contain vesting or other terms that relate to performance-based conditions. Such performance-based conditions may be based on (by way of example and not as an exhaustive list) one of, or combination of the following: return on equity, earnings per share, return on gross or net assets, return on gross or net revenue, pre- or after-tax net income, earnings before interest, taxes, depreciation and amortization, earnings before interest, taxes and amortization, operating income, revenue growth, consolidated pre-tax earnings, net or gross revenues, net earnings, earnings before interest and taxes, cash flow, earnings per share, enterprise value, fleet in-market availability, safety criteria, environmental criteria, revenue growth, cash flow from operations, return on sales, earnings per share from continuing operations, diluted or basic, earnings from continuing operations, net asset turnover, capital expenditures, income before income taxes, gross or operating margin, return on total assets, return on invested capital, return on investment, return on revenue, market share, economic value added, cost of capital, expense reduction levels, cost or expense management, stock price, productivity, customer satisfaction, employee satisfaction, or total shareholder return.

Performance goals may be expressed in absolute or relative terms and may be expressed in terms of a progression within a specified range. Performance criteria would be defined in the administrator's discretion and may include or exclude any or all of the following or other items: effects of accounting changes; effects of currency fluctuations; effects of financing activities (e.g., effect on earnings per share of issuing convertible debt securities); expenses for restructuring, productivity initiatives or new business initiatives; non-operating items; acquisition expenses; and effects of divestitures.

**Clawback.** The 2024 Plan and all awards granted under the 2024 Plan would be subject to any written clawback policies that the Company, with the approval of the Board or an authorized committee of the Board, may adopt or amend either prior to or following the Effective Date, including any policy adopted to conform to the Dodd-Frank Wall Street Reform and Consumer Protection Act of 2010 and rules promulgated thereunder by the United States Securities and Exchange Commission and that the Company determines should apply to awards. Any such policy may subject a participant's awards and amounts paid or realized with respect to awards to reduction, cancellation, forfeiture or recoupment if certain specified events or wrongful conduct occur, including an accounting restatement due to the Company's material noncompliance with financial reporting regulations or other events or wrongful conduct specified in any such clawback policy.

**Transferability of Awards.** Incentive stock options may not be sold, pledged, assigned, hypothecated, transferred or disposed of in any manner other than by will or by the laws of descent or distribution and may be exercised, during the lifetime of the award recipient, only by the award recipient. Awards other than incentive stock options will be allowed to be transferred (i) by will or by the laws of descent and distribution, (ii) during the lifetime of the award recipient, to the extent and in the manner authorized by the administrator, but only to the extent such transfers are made in accordance with applicable laws to family members, to family trusts, to family controlled entities, to charitable organizations, and pursuant to domestic relations orders or agreements, in all cases without payment for such transfers to the award recipient and (iii) as otherwise expressly permitted by the administrator and in accordance with applicable laws.

**Certain Adjustments.** Subject to any required action by the Company's stockholders, applicable laws and the change in control provisions as discussed below, (i) the number and kind of shares or other securities or property covered by any outstanding award, (ii) the number and kind of shares that have been authorized for issuance under the 2024 Plan, (iii) the exercise price, base amount or purchase price of any outstanding award and (iv) any other terms that the administrator determines require adjustment, will be proportionately adjusted for: (A) any increase or decrease in the number of issued shares of our common stock resulting from a stock split, reverse stock split, stock dividend, recapitalization, combination or reclassification, or similar transaction affecting the shares; (B) any other increase or decrease in the number of issued shares of our common stock effected without receipt of consideration by the Company; (C) any other transaction with respect to the shares of our common stock, including any distribution of cash, securities or other property to stockholders (other than a normal cash dividend), a corporate merger, consolidation, acquisition of property or stock, separation (including a spin-off or other distribution of stock or property), reorganization, liquidation (whether partial or complete), a "corporate transaction" as defined in Section 424 of the Internal Revenue Code of 1986 (the "Code") or any similar transaction, or (D) any change in the capital structure or business of the Company or other corporate transaction that would be considered an "equity restructuring" within the meaning of ASC 718 and, in each case, that would result in an additional compensation expense to the Company pursuant to the provisions of ASC Topic 718, if adjustments to awards with respect to such event were discretionary or otherwise not required.

Such adjustments to outstanding awards will be effected in a manner that is intended to preclude the enlargement or diminution of rights and benefits under such awards. Except as the administrator determines, no issuance by the Company of shares of any class, or securities convertible into shares of any class, will affect, and no adjustment will be made with respect to, the number or price of shares of our common stock subject to an award.

**Changes in Control.** Unless otherwise provided in the participant's award agreement or in another Company plan or agreement with a participant, upon a merger, consolidation, reorganization or other transaction in which the Company does not survive or a change in control, all outstanding awards will be continued, assumed or substituted, with appropriate adjustments to the number and kind of shares or other securities or property and applicable exercise price, base amount or purchase price, by the continuing or surviving entity (or a parent entity thereof). To the extent the continuing or surviving entity does not continue, assume or substitute outstanding awards, such outstanding awards will be canceled in exchange for cash or property. In any case, the continuation, assumption, substitution or cancellation of the awards would be structured to avoid accelerated taxation and/or penalties under Section 409A of the Code. If the fair market value per share subject to an option or SAR immediately before the change in control is less than the exercise or base price per share of such award, such awards will be cancelled for no consideration.

A change in control means, generally, (a) the acquisition by any person of 30% or more of the voting power of all classes of stock entitled to vote, (b) the current members of our Board, or their approved successors, cease to be a majority of the Board within any 24-month period, (c) a reorganization, merger, consolidation or sale or disposition of all or substantially all of our assets, unless our stockholders hold 50% or more of the voting power of the resulting company, no person owns 50% or more of the voting power of all classes of stock entitled to vote (except to the extent such ownership existed prior to the corporate transaction and at least a majority of the current members of our remain members of the Board following the corporate transaction, or (d) the voluntary or involuntary liquidation, dissolution or winding up of the Company.

Notwithstanding the above, the following events generally will not constitute a change in control: (a) a merger or consolidation of the Company as the result of which the Company becomes subject to the reporting requirements of Section 13 or Section 15(d) of the Securities Exchange Act of 1934 (or a subsidiary of such an entity) and the Company's shares outstanding immediately prior to the relevant transaction(s) continue to represent, or are converted into or exchanged for voting securities that represent, immediately following such transaction(s), at least 50%, by voting power, of the surviving or resulting entity or (ii) a Board approved financing of the Company for capital raising purposes, (b) a transaction with its primary purpose being to change the jurisdiction of the Company's incorporation, or (c) to the extent necessary to avoid the imposition of taxes or penalties under Section 409A, a transaction is not a "change in the ownership or effective control of" the Company or "a change in the ownership of a substantial portion of the assets of" the Company as determined under Treasury Regulation Section 409A.

*Plan Amendments and Termination.* The 2024 Plan will have a term of ten years unless we terminate it sooner. In addition, our Board has the authority to amend, suspend or terminate the 2024 Plan, subject to stockholder approval in the event such approval is required by law. Upon expiration of the term, no further awards may be granted under the plan. No amendment, suspension or termination of the 2024 Plan or any award shall materially adversely affect the rights under any outstanding award without the holder's written consent. However, an amendment that may cause an incentive stock option to become a non-qualified stock option or the administrator considers necessary or advisable to comply with applicable laws will not be treated as materially adversely affecting the rights under any outstanding award.

*Certain Interests of Directors and Officers.* In considering the recommendation of the Board with respect to the approval of the 2024 Plan, stockholders should be aware that, as discussed above and below, directors and officers are eligible to receive awards under the 2024 Plan. The Board recognizes that approval of this proposal may benefit our directors and officers and their successors.

### **Certain U.S. Federal Tax Consequences**

The following is a summary of U.S. federal taxes applicable to awards that may be provided under the 2024 Plan and the disposition of shares acquired pursuant to the exercise or settlement of such awards, based on provisions of the Code and the regulations thereunder in effect on the date of this proxy statement. This summary is not intended to be a complete statement of applicable law, nor does it address foreign, state, local, and payroll tax considerations. This summary assumes that all awards described in the summary are exempt from, or comply with, the requirements of Section 409A of the Code. Moreover, the U.S. federal income tax consequences to any particular participant may differ from those described herein by reason of, among other things, the particular circumstances of such participant.

*Non-Qualified Stock Options.* The grant of a non-qualified stock option under the 2024 Plan generally will not result in any U.S. Federal income tax consequences to the award recipient or to the Company. Upon exercise of a non-qualified stock option, the award recipient is generally subject to income taxes at the rate applicable to ordinary compensation income on the difference between the option exercise price and the fair market value of the shares on the date of exercise. For employees, this income is generally subject to withholding for U.S. Federal income and employment tax purposes. The Company (or a subsidiary) generally is entitled to an income tax deduction in the amount of the income recognized by the award recipient, subject to possible limitations imposed by Section 162(m) or Section 280G of the Code. Any gain or loss on the award recipient's subsequent disposition of the shares of our common stock will receive long or short-term capital gain or loss treatment, depending on whether the shares are held for more than one year following exercise. The Company does not receive a tax deduction for any such gain.

*Incentive Stock Options.* The grant of an incentive stock option under the 2024 Plan will not result in any U.S. Federal income tax consequences to the award recipient or to the Company. An award recipient recognizes no U.S. Federal taxable income upon exercising an incentive stock option (subject to the alternative minimum tax rules discussed below), and the Company receives no deduction at the time of exercise. In the event of a disposition of stock acquired upon exercise of an incentive stock option, the tax consequences depend upon how long the award recipient has held the shares of our common stock. If the award recipient does not dispose of the shares within two years after the incentive stock option was granted, nor within one year after the incentive stock option was exercised,

the award recipient will recognize a long-term capital gain (or loss) equal to the difference between the sale price of the shares and the exercise price. The Company is not entitled to any deduction under these circumstances.

If the award recipient fails to satisfy either of the foregoing holding periods, the award recipient must recognize ordinary income in the year of the disposition, which is referred to as a “disqualifying disposition.” The amount of such ordinary income generally is the lesser of (i) the difference between the amount realized on the disposition and the exercise price or (ii) the difference between the fair market value of the stock on the exercise date and the exercise price. Any gain in excess of the amount taxed as ordinary income will be treated as a long or short-term capital gain, depending on whether the stock was held for more than one year. The Company, in the year of the disqualifying disposition, may be entitled to a deduction equal to the amount of ordinary income recognized by the award recipient, subject to possible limitations imposed by Section 162(m) and Section 280G of the Code.

The “spread” under an incentive stock option—i.e., the difference between the fair market value of the shares at exercise and the exercise price—is classified as an item of adjustment in the year of exercise for purposes of the alternative minimum tax. If an award recipient’s alternative minimum tax liability exceeds such award recipient’s regular income tax liability, the award recipient will owe the larger amount of taxes. In order to avoid the application of alternative minimum tax with respect to incentive stock options, the award recipient must sell the shares within the same calendar year in which the incentive stock options are exercised. However, such a sale of shares within the same year of exercise will constitute a disqualifying disposition, as described above.

**Stock Appreciation Rights.** Recipients of SARs generally should not recognize income until such rights are exercised, assuming there is no ceiling on the value of the right and Section 409A of the Code does not apply. Upon exercise, the award recipient will normally recognize taxable ordinary income for U.S. Federal income tax purposes equal to the amount of cash and fair market value the shares, if any, received upon such exercise. For employees, this income is generally subject to withholding for U.S. Federal income and employment tax purposes. The Company (or a subsidiary) generally is entitled to an income tax deduction in the amount of the income recognized by the award recipient, subject to possible limitations imposed by Section 162(m) or Section 280G of the Code. Award recipients will recognize gain upon the disposition of any shares received on exercise of a SAR equal to the excess of (i) the amount realized on such disposition over (ii) the ordinary income recognized with respect to such shares under the principles set forth above. That gain will be taxable as long or short-term capital gain depending on whether the shares were held for more than one year.

**Restricted Stock and Performance Shares.** Restricted stock and performance shares will generally subject the recipient to ordinary compensation income on the excess of the amount paid for such shares of stock, if any, over the fair market value of the shares on the date that the restrictions lapse. For employees, this income is generally subject to withholding for U.S. Federal income and employment tax purposes. The Company (or a subsidiary) generally is entitled to an income tax deduction in the amount of the ordinary income recognized by the recipient, subject to possible limitations imposed by Section 162(m) and Section 280G of the Code. Any gain or loss on the recipient’s subsequent disposition of the shares will receive long or short-term capital gain or loss treatment depending on how long the stock has been held since the restrictions lapsed. The Company does not receive a tax deduction for any such gain.

Recipients of restricted stock or performance shares may make an election under Section 83(b) of the Code (a “Section 83(b) Election”) to recognize as ordinary compensation income in the year that such restricted stock or performance shares are granted, the amount equal to the excess of the amount paid for such shares, if any, over the fair market value of the shares on the date of grant. If such an election is made, the recipient recognizes no further amounts of compensation income upon the lapse of any restrictions and any gain or loss on subsequent disposition will be long or short-term capital gain to the recipient. The Section 83(b) Election must be made within thirty days from the time the restricted stock or performance shares are granted.

The Company (or a subsidiary) generally will be entitled to a tax deduction to the extent and in the year that ordinary income is recognized by the award recipient, subject to possible limitations imposed by Section 162(m) and Section 280G of the Code.

**Restricted Stock Units and Performance Stock Units.** Recipients of restricted stock units or performance stock units generally should not recognize income until such units are converted into cash or shares of stock unless Section 409A of the Code applies. Upon conversion, the award recipient will normally recognize taxable ordinary income for federal income tax purposes equal to the amount of cash and fair market value the shares, if any, received upon such conversion. For employees, this income is generally subject to withholding for U.S. Federal income and employment tax purposes. The Company (or a subsidiary) generally is entitled to an income tax



deduction in the amount of the income recognized by the award recipient, subject to possible limitations imposed by Section 162(m) or Section 280G of the Code. Award recipients will recognize gain upon the disposition of any shares received upon settlement of the restricted stock units or performance stock units equal to the excess of (i) the amount realized on such disposition over (ii) the ordinary income recognized with respect to such shares under the principles set forth above. That gain will be taxable as long or short-term capital gain depending on whether the shares were held for more than one year.

*Other Stock-Based and Cash-Based Awards.* Upon receipt of share-based awards, generally the value of shares and amount of cash received will be taxable as ordinary income to the participant. Upon receipt of cash in settlement of a cash-based award, a participant generally will recognize ordinary income equal to the cash received, and the Company (or a subsidiary) generally will be allowed a corresponding federal income tax deduction at that time, subject to potential deduction limitations under Sections 162(m) and 280G of the Code.

*Dividends and Dividend Equivalents.* Recipients of stock-based awards that earn dividends or dividend equivalents will recognize taxable ordinary income on any dividend and dividend equivalent payments received with respect to such awards, which income is subject to withholding for U.S. federal income and employment tax purposes. The Company (or a subsidiary) generally is entitled to an income tax deduction in the amount of the income recognized by a participant, subject to possible limitations imposed by Sections 162(m) or 280G of the Code and so long as the Company withholds the appropriate taxes with respect to such income, if required, and the individual's total compensation is deemed reasonable in amount.

*Compliance with Section 409A of the Code.* To the extent applicable, it is intended that the 2024 Plan and any grants made under the 2024 Plan will comply with or be exempt from the provisions of Section 409A of the Code, so that the income inclusion provisions of Section 409A(a)(1) of the Code do not apply to the participants. The 2024 Plan and any grants made under the 2024 Plan will be administered and interpreted in a manner consistent with this intent.

The foregoing is only a summary of the U.S. Federal income tax consequences of 2024 Plan transactions, and is based upon U.S. Federal income tax laws in effect on the date of this proxy statement. Reference should be made to the applicable provisions of the Code. This summary does not purport to be complete, and does not discuss the tax consequences of an award recipient's death or the tax laws of any municipality, state or foreign country to which the award recipient may be subject.

## **New Plan Benefits**

Except for the awards reflected in the table below, which have been granted under the 2024 Plan, subject to stockholder approval of the 2024 Plan (the "Contingent Awards"), awards under the 2024 Plan, if approved by stockholders, would be discretionary and no specific determination has been made as to the grant or allocation of awards under the 2024 Plan. Therefore, at this time the benefits that may be received by the Company's employees, directors, consultants or other service providers under the 2024 Plan are not presently determinable.

The following table provides information concerning the Contingent Awards that have been granted to the following persons and groups under the 2024 Plan; each Named Executive Officer, all current executive officers as a group; all current directors who are not executive officers as a group; each nominee for election as a director, and all current employees, including current officers who are not executive officers, as a group. If stockholders do not approve the 2024 Plan, the Contingent Awards will automatically be forfeited. Amounts shown in the table below do not include accumulated dividend equivalents.

Name and Principal Position	Number of Shares Underlying Time-Lapse RSUs Granted	Number of Performance Share Units Granted <sup>(1)</sup>
Karen S. Haller President and Chief Executive Officer	21,026.046	84,577.743
Robert J. Stefani Senior Vice President/Chief Financial Officer	6,898.185	26,132.597
Justin L. Brown President, Southwest Gas Corporation	6,658.248	25,772.692
Randall P. Gabe Senior Vice President/Chief Administrative Officer, Southwest Gas Corporation	2,862.668	2,862.668
William J. Fehrman President and Chief Executive Officer, Centuri Group, Inc.	0	0
All current executive officers as a group	42,688.241	146,056.039
All current directors who are not executive officers as a group	0	0
Each nominee for election as a director	0	0
All current employees, including current officers who are not executive officers, as a group	23,030.152	15,353.433

(1) For Ms. Haller and Mr. Stefani, 53,038.674 and 15,785.320, respectively, of the amounts shown in this column are Performance Share Units that are one-time awards that vest in part upon completion of the Centuri IPO and in part upon a sale or disposition that results in the Company owning less than 20% of Centuri. For Mr. Brown, 15,785.320 of the amount shown in this column are Performance Share Units that are one-time awards that vest based upon the achievement of utility optimization initiatives, 50% on each of the first two anniversaries of the grant date.

## Securities Authorized for Issuance Under Equity Compensation Plans

The following table sets forth the number of securities authorized for issuance under the Company's equity compensation plan at December 31, 2023.

Plan Category	Number of Securities to be Issued Upon Exercise of Outstanding Options, Warrants and Rights	Weighted Average Exercise Price of Outstanding Options, Warrants and Rights <sup>(2)</sup>	Number of Securities Remaining Available for Future Issuance Under Equity Compensation Plans (Excluding Securities Reflected in Column (a))
(Thousands of Shares)	(a)	(b)	(c)
Equity Compensation Plans Approved by Security Holders <sup>(1)</sup>	588	—	168
Equity Compensation Plans Not Approved by Security Holders	—	—	—
Total	588	—	168

(1) The number of securities to be issued upon vesting of awards includes 351,000 performance share units which was derived by assuming that target performance will be achieved during the relevant performance period. The number of securities remaining available for future issuance includes shares relating to the Omnibus Incentive Plan. Actual securities issued will be net of tax.

(2) The weighted-average exercise price relates to outstanding stock options only. The Company's restricted stock unit awards, director deferred stock unit awards, and performance share unit awards have no exercise price. There were no stock options outstanding as of December 31, 2023.

The Board unanimously recommends that stockholders vote “FOR” approval of the Company’s 2024 Omnibus Incentive Plan.

### **Vote Required**

---

The affirmative vote of a majority of the votes cast by holders of shares of Common Stock that are present virtually or by proxy at the Annual Meeting is necessary to approve the Company’s 2024 Omnibus Incentive Plan.

## APPROVAL OF THE COMPANY'S TAX-FREE SPIN PROTECTION PLAN (Proposal 4 on the Proxy Card)

The Board Recommends a Vote "FOR" Approval of the Company's  
Tax-Free Spin Protection Plan

### General

On November 3, 2023, the Board authorized a dividend of one preferred stock purchase right (each, a "Right") for each share of Common Stock outstanding as of the close of business on November 17, 2023, with any share of Common Stock issued after that date to be issued together with a Right, subject to the limits of the Plan. On November 5, 2023, the Company entered into a Tax-Free Spin Protection Plan (as the same may be amended from time to time, the "Plan") with Equiniti Trust Company, LLC, as rights agent, which sets forth the terms and conditions of the Rights.

The Plan is intended to help preserve the Company's ability to effectuate a separation of Centuri (a "Centuri Spin-Off Transaction") that would be tax-free to the Company (the "Tax-Free Status"). While the Company intends that any spin-off of Centuri, if effected, would qualify as a tax-free transaction to the Company's stockholders, the ability to effect a spin-off that is tax-free to the Company (as opposed to its stockholders) could be lost if certain stock purchases (including by existing or new holders in the open market) are treated as part of a plan pursuant to which one or more persons directly or indirectly acquire a 50% or greater interest in the Company (a "355 Ownership Change") within applicable time periods for purposes of Section 355(e) of the Internal Revenue Code. The Company believes that there is minimal capacity for changes in the ownership of its stock before a 355 Ownership Change could occur. The Plan is intended to restrict the acquisitions of Company stock that could cause a 355 Ownership Change and could impair the Company's ability to effectuate a Centuri Spin-Off Transaction that has Tax-Free Status.

The Company is also considering other taxable transaction alternatives that may use the Company's available net operating losses to offset the tax impact in certain cases, including, among other potential structures, a potential sell-down of shares of Centuri common stock held by the Company following an initial public offering of Centuri. As of December 31, 2022 and 2023, the Company had a U.S. federal net operating loss carryforward of \$932.8 million and \$1.03 billion, respectively.

The Company remains committed to separating Centuri and continues to assess the value of a potential tax-free Centuri Spin-Off Transaction, either following, or in lieu of, a potential initial public offering by Centuri as well as other transaction alternatives.

The following description of the Plan and the Rights is qualified in its entirety by reference to the full text of the Plan, which is attached to this Proxy Statement as Appendix B. Please read the Plan in its entirety as the discussion below is only a summary.

### The Rights

Each Right, if and when exercisable, entitles the registered holder to purchase from the Company one ten-thousandth of a share of Series A Junior Participating Preferred Stock of the Company (the "Series A Preferred"), at a purchase price of \$300.00 (the "Purchase Price"), subject to adjustment.

#### *Distribution Date*

Subject to certain exceptions, until the Distribution Date (as defined below), the Rights will not be exercisable and will be transferred with and only with the Common Stock, and any transfer of Common Stock will constitute a transfer of the associated Rights.

The "Distribution Date" means the earlier of:

- a. ten business days after the public announcement that a person or group of affiliated or associated persons has become an Acquiring Person (as defined below) or such earlier date as a majority of the Board becomes aware of the existence of an Acquiring Person; and
- b. such date (prior to such time as any person or group of affiliated or associated persons becomes an Acquiring Person), if any, as may be determined by the Board following the commencement of, or the first public announcement of an intention to commence, a tender offer or exchange offer the consummation of which would result in any person or group of affiliated or associated persons becoming an Acquiring Person.

### *Acquiring Person*

Under the Plan, an “Acquiring Person” means any person or group of affiliated or associated persons that acquires 4.9% (or, in the case of a passive investor, 9.9%, or, in the case of the Icahn Group, the applicable amounts set forth below) or more of the outstanding Common Stock, except in certain situations specified in the Plan.

Neither the Icahn Group nor any member of the Icahn Group will be an Acquiring Person until the Icahn Group, any member of the Icahn Group or any of their affiliated or associated persons acquires more than 24.9% of the outstanding Common Stock or, following the termination or expiration of the Cooperation Agreement or the occurrence of the Icahn Ownership Event, more than the greater of (x) 4.9% of the outstanding Common Stock or (y) the number of shares owned by the Icahn Group at the time of such termination, expiration or occurrence; provided, that the Icahn Group, the members of the Icahn Group and their affiliated and associated persons shall be an Acquiring Person if, after the expiration or termination of the Cooperation Agreement or the occurrence of the Icahn Ownership Event, any of them acquires any additional Common Stock, unless upon acquiring such additional Common Stock none of them owns 4.9% or more of the outstanding Common Stock, except in certain situations specified in the Plan. For these purposes, “Icahn Ownership Event” means that the Icahn Group, together with its affiliates, owns less than 50% of 5,089,703 shares of Common Stock, subject to adjustment as provided in the Cooperation Agreement.

### *Exercisability*

After the Distribution Date, the Rights will separate from the Common Stock, and each Right will be exercisable to purchase from the Company one ten-thousandth of a share of Series A Preferred for the Purchase Price.

### *Consequences of a Person or Group Becoming an Acquiring Person*

- a. *Flip-In Trigger.* If any person or group becomes an Acquiring Person, each holder of a Right (other than Rights beneficially owned by an Acquiring Person, affiliates and associates of an Acquiring Person and certain transferees thereof, which Rights will become null and void) will thereafter have the right to receive upon exercise of a Right shares of Common Stock having a market value of two times the Purchase Price.
- b. *Flip-Over Trigger.* If, after any person or group has become an Acquiring Person, the Company is acquired in a merger, consolidation or combination or 50% or more of its consolidated assets, cash flow or earning power are transferred, provisions will be made so that each holder of a Right (other than Rights beneficially owned by an Acquiring Person, affiliates and associates of an Acquiring Person and certain transferees thereof, which Rights will have become null and void) will thereafter have the right to receive upon the exercise of a Right shares of common stock of the person (or its parent) with whom the Company has engaged in the foregoing transaction having a market value of two times the Purchase Price.
- c. *Exchange Feature.* At any time after any person or group becomes an Acquiring Person and prior to the earlier of one of the events described in the previous paragraph or the acquisition by an Acquiring Person of 50% or more of the outstanding Common Stock, the Board may exchange the Rights (other than Rights owned by an Acquiring Person, affiliates and associates of an Acquiring Person and certain transferees thereof, which Rights will have become null and void), in whole or in part, for shares of Common Stock or fractions of Series A Preferred (such a share of Common Stock or a fraction of Series A Preferred, as applicable, an “Exchange Security”), at an exchange ratio of one Exchange Security per Right.

### *Expiration*

If the Company’s stockholders approve the Plan, the Rights will expire on the earliest of (i) the close of business on the date that is two years after the date on which the Centuri Spin-Off Transaction is consummated (consistent with a presumption period for testing for a 355 Ownership Change), (ii) the close of business on the date on which the Board determines to no longer pursue the Centuri Spin-Off Transaction or that the Centuri Spin-Off Transaction will not be consummated with Tax-Free Status, (iii) the time at which the Rights are redeemed or exchanged pursuant to the Plan, or (iv) the time at which the Board determines that there is no longer a risk of a 355 Ownership Change occurring or that a 355 Ownership Change would not in any material respect adversely impact or otherwise impair the Tax-Free Status.

If the Company’s stockholders do not approve the Plan, the Rights will expire at the close of business on the first business day following the certification of the voting results of the Annual Meeting.

### *Process to Seek Exemption*

The Plan includes procedures by which the Board will consider requests from any person who desires to effect any acquisition of Common Stock that would, if consummated, result in such person beneficially owning 4.9% (9.9% in the case of a passive investor or, in the case of the Icahn Group or any member of the Icahn Group, the applicable amounts set forth in the Plan) or more of the then outstanding shares of Common Stock.

### *Redemption of the Rights and Amendment*

At any time before the Distribution Date, the Board may redeem the Rights in whole, but not in part, for \$0.0001 per Right.

For so long as the Rights are then redeemable, the Company may amend the Plan in any manner. After the Rights are no longer redeemable, the Company may amend the Plan in any manner that does not adversely affect the interests of holders of the Rights (other than an Acquiring Person, affiliates and associates of an Acquiring Person and certain transferees thereof).

## **Certain Considerations Related to the Plan**

---

The Board believes that attempting to preserve the Tax-Free Status of a Centuri Spin-Off Transaction as described above is in our stockholders' best interests. However, we cannot eliminate the possibility that an ownership change will occur even if the Plan is ratified. Please consider the factors discussed below in voting on this proposal.

### *Continued Risk of Ownership Change*

Although the Plan is a deterrent measure intended to reduce the likelihood of a 355 Ownership Change, we cannot assure you that it will be effective in preventing all transfers of our Common Stock that could cause or contribute to a 355 Ownership Change.

### *No Assurance of Tax-Free Spin*

Even if the Plan is approved, there can be no assurance that the Company ultimately will effectuate a Centuri Spin-Off Transaction that has Tax-Free Status. The tax rules that apply for purposes of determining Tax-Free Status are complicated and may be subject to differing interpretations. Some factors that may affect our ability to effectuate a spin-off that has Tax-Free Status will not be entirely within the control of the Company. In addition, the Company is considering taxable alternatives to a spin-off that has Tax-Free Status that may use the Company's available net operating losses to offset the tax impact. Therefore, we cannot assure you that a tax-free Centuri Spin-Off Transaction will be possible or will occur even if the Plan is in place.

### *Potential Impact on Value*

The Plan could have a negative impact on the trading price and intrinsic value of shares of our Common Stock by deterring persons or groups of persons from acquiring shares of our Common Stock, including in acquisitions for which some stockholders might receive a premium above market value.

### *Potential Effects on Liquidity*

The Plan is intended to deter persons or groups of persons from acquiring beneficial ownership of our Common Stock in excess of the specified limitations. A stockholder's ability to dispose of our Common Stock may be limited if the Plan reduces the number of persons willing to acquire shares of our Common Stock or the amount they are willing to acquire. A stockholder may become an Acquiring Person upon actions taken by persons related to, or affiliated with, them. Stockholders are advised to carefully monitor their ownership of our Common Stock and consult their own legal advisors and/or us to determine whether their ownership of the shares approaches the proscribed level.

### *Anti-Takeover Effects*

The Plan may have certain anti-takeover effects. In general terms and subject to certain exceptions, the Plan works by imposing a significant penalty upon any Acquiring Person subsequent to the acquisition of 4.9% (9.9% in the case of a passive investor or, in the case of the Icahn Group or any member of the Icahn Group, the applicable amounts set forth in the Plan) or more of the outstanding Common Stock, except in certain situations specified in the Plan, because an Acquiring Person would have its ownership interest diluted upon the occurrence of such event. The overall effects of the Plan may be to render more difficult or discourage a merger, tender offer, or assumption of control by a substantial holder of our securities. However, as is the case with traditional shareholder rights plans, the Plan should not interfere with any merger or other business combination approved by the Board.

## **Vote Required**

---

The affirmative vote of a majority of the votes cast by holders of shares of Common Stock that are present virtually or by proxy at the Annual Meeting is necessary to approve the Tax-Free Spin Protection Plan.



## AUDIT COMMITTEE INFORMATION

### SELECTION OF INDEPENDENT REGISTERED PUBLIC ACCOUNTING FIRM

(Proposal 5 on the Proxy Card)

The Board Recommends a  
Vote **“FOR”** Auditor Ratification

#### General

The Audit Committee (“Committee”) selected PricewaterhouseCoopers LLP as the independent registered public accounting firm for the Company for the year ending December 31, 2024, subject to ratification of the selection by the stockholders. PricewaterhouseCoopers LLP has been the Company’s independent public accounting firm since 2002. To the Committee’s knowledge, at no time has PricewaterhouseCoopers LLP had any direct or indirect financial interest in or connection with the Company or any of our subsidiaries other than for services rendered to the Company as described below.

The Committee is composed of Independent Directors and meets periodically with the Company’s internal auditors and independent registered public accounting firm to review the scope and results of the audit function and the policies relating to auditing procedures. In making its annual recommendation, the Committee reviews both the audit scope and proposed fees for the coming year.

The affirmative vote of a majority of the shares represented and voting at the Annual Meeting or by proxy is necessary to ratify the selection of PricewaterhouseCoopers LLP as the independent registered public accounting firm for the Company. If the selection of PricewaterhouseCoopers LLP is not ratified by stockholders, the Committee will review its future selection of the independent registered public accounting firm in light of the results of the vote. Even if the selection is ratified, the Committee in its discretion may appoint a different independent registered public accounting firm at any time during the year if the Committee determines that such change would be appropriate.

During fiscal years 2022 and 2023, PricewaterhouseCoopers LLP provided the following audit, audit-related and other professional services for the Company. The cost and description of these services are as follows:

	2022 (\$)	2023 (\$)
Audit Fees <sup>(1)</sup>	4,689,000	5,962,000
Audit-Related Fees <sup>(2)</sup>	782,000	93,000
Tax Fees <sup>(3)</sup>	1,102,000	1,414,000
All Other Fees <sup>(4)</sup>	4,700	900

- (1) The services include the audit of the annual financial statements included in the Company’s Annual Report on Form 10-K; the reviews of unaudited quarterly financial statements included in the Company’s Quarterly Reports on Form 10-Q; subsidiary audits; consultation; comfort letters and consents for various financings and SEC filings; the assessment of the Company’s internal control over financial reporting; audit procedures in preparation for the pending Centuri separation; as well as audit procedures following recent business acquisitions/dispositions; and implementation of new technology systems.
- (2) The services include regulatory audits and regulatory compliance, evaluations of the adoption of new accounting standards, financial due diligence related to the Board’s evaluation of strategic alternatives for the Company and its subsidiaries, and pre-implementation reviews for new technology systems.
- (3) The services include corporate tax return reviews and corporate tax planning and advice, including tax services associated with the Board’s decision to pursue a separation of Centuri. The independent registered public accounting firm’s independence is assessed with respect to tax planning and advice services to be provided, including in light of the prohibition on representing the Company on tax matters before any regulatory or judicial proceeding or providing tax services to Company executives or directors.
- (4) The services include permitted advisory services with regard to use of automated tools such as a disclosure checklist, which were not the subject of audit or audit-related services performed.

Under the Committee’s charter, the Committee must preapprove all Company engagements of PricewaterhouseCoopers LLP, unless an exception exists under the provisions of the Exchange Act or applicable SEC rules. At the beginning of each audit cycle, the Committee evaluates the anticipated engagements of the independent registered public accounting firm, including the scope of work proposed to be performed and the proposed fees, and approves or rejects each service, consistent with its preapproval policy, taking into account whether the services are permissible under applicable laws and the possible impact of each nonaudit service on PricewaterhouseCoopers LLP’s independence from management. The Committee also considers whether the

independent registered public accounting firm is best positioned to provide effective and efficient service, and whether the service may enhance the Company's ability to manage and control risk or improve audit quality. Throughout the year, the Committee reviews updates of the actual services provided and fees charged by PricewaterhouseCoopers LLP.

Requests for the independent registered public accounting firm to provide additional services are presented to the Committee by the Company's Chief Financial or Accounting Officer, on an as-needed basis. The Committee has delegated to the chairperson of the Committee the authority to evaluate and approve engagements on the Committee's behalf in the event that a need arises for preapproval between Committee meetings. Approval of additional services will be made consistent with the preapproval policy and will be presented to the Committee for ratification at its next scheduled meeting.

Since the effective date of the preapproval process, the Committee has approved, in advance, each new engagement of PricewaterhouseCoopers LLP, and none of those engagements made use of the de minimis exception to the preapproval requirement contained in the SEC rules.

Representatives of PricewaterhouseCoopers LLP will be present at the Annual Meeting of Stockholders. They will have the opportunity to make statements, if they are so inclined, and will be available to respond to appropriate questions.



## AUDIT COMMITTEE REPORT

The Committee is composed of six members of the Board. The Board determined that each member of the Committee qualifies as independent under the independence standards of the NYSE and the SEC.

The Committee assists the Board in fulfilling its oversight responsibility by reviewing the financial information provided to stockholders and others, the system of internal control that management and the Board have established, and the audit process. Management is responsible for the Company's consolidated financial statements, for maintaining effective internal control over the Company's financial reporting, and for its assessment of the effectiveness of internal control over financial reporting. PricewaterhouseCoopers LLP, the Company's independent registered public accounting firm, is required to plan and perform an integrated audit to obtain reasonable assurance about whether the consolidated financial statements are free of material misstatement, whether due to error or fraud, and whether effective internal control over financial reporting was maintained in all material respects, and to issue a report thereon. The Committee's role and responsibilities are to monitor and oversee these processes as set forth in a written Committee charter adopted by the Board. The Committee charter is available on the Company's website at [www.swgasholdings.com](http://www.swgasholdings.com). The Committee reviews and assesses the adequacy of the charter at least annually and recommends any changes to the Board for approval.

In fulfilling the Committee's responsibilities for 2023, the Committee:

- Reviewed and discussed the audited consolidated financial statements for the year ended December 31, 2023, with management and PricewaterhouseCoopers LLP;
- Discussed with PricewaterhouseCoopers LLP the matters required to be discussed by the applicable requirements of the Public Company Accounting Oversight Board ("PCAOB") and the SEC; and
- Received the written disclosures and the letter from PricewaterhouseCoopers LLP required by the applicable requirements of the PCAOB regarding their communications with the Committee concerning independence, and the Committee discussed with PricewaterhouseCoopers LLP its independence.

Based on the review and discussions referred to above, the Committee recommended to the Board that the audited consolidated financial statements for the year ended December 31, 2023, be included in the Company's Annual Report on Form 10-K for the year ended December 31, 2023, filed with the SEC.

### Audit Committee

*A. Randall Thoman (Chair)*

*E. Renae Conley*

*Andrew W. Evans*

*Jane Lewis-Raymond*

*Carlos A. Ruisanchez*

*Leslie T. Thornton*

## SUBMISSION OF STOCKHOLDER PROPOSALS

Our Bylaws establish an advance notice procedure for stockholders to make director nominations for consideration at the Company's annual meetings of stockholders. Director nominee proposals for the 2025 Annual Meeting must be received in writing by the Company on or before November 18, 2024. Any proposal to nominate a director to our Board of Directors must set forth the information required by the Company's Bylaws. See "Governance of the Company - Selection of Directors" for a summary of these requirements.

Stockholders may submit other business proposals for consideration at the Company's annual meetings of stockholders. In order for a stockholder business proposal to be considered for inclusion in the Company's proxy statement for the 2025 Annual Meeting, it must be in such form as is required by Rule 14a-8 of the Exchange Act and received by the Company on or before November 18, 2024. Additionally, to comply with the SEC's universal proxy rules, stockholders who intend to solicit proxies in support of Director nominees other than the Company's nominees must provide notice that sets forth the information required by Rule 14a-19 of the Exchange Act no later than March 3, 2025 and must also comply with the additional requirements of Rule 14a-19(b).

A business proposal submitted by a stockholder pursuant to our Bylaws and outside of the process of Rule 14a-8 for the 2025 Annual Meeting must be received by us no later than November 18, 2024, and must set forth the information required by the Company's Bylaws.

## OTHER MATTERS TO COME BEFORE THE MEETING

If any business not described in this Proxy Statement should come before the Annual Meeting for your consideration, it is intended that the shares represented by our proxies will be voted at their discretion. As of the date of this Proxy Statement, we know of no other matter which might be presented for stockholder action at the meeting.

By Order of the Board of Directors



Thomas E. Moran  
Vice President, General Counsel and Corporate  
Secretary

## APPENDIX A

### 2024 OMNIBUS INCENTIVE PLAN

1. Purposes of the Plan. The purposes of the Plan are to attract and retain the best available personnel, to provide additional incentives to Employees, Directors and Consultants and to promote the success of the Company.
2. Definitions. The following definitions shall apply as used herein and in the individual Award Agreements, except as defined otherwise in an individual Award Agreement. If a term is separately defined in an individual Award Agreement, such definition shall supersede the definition contained in this Section 2.
  - a. **“Applicable Laws”** means the requirements applicable to the Plan and Awards under (i) any U.S. or non-U.S. federal, state or local law, statute, ordinance, rule, regulation or published administrative guidance or position, (ii) the rules of any stock exchange or national market system and (iii) generally accepted accounting principles or international financial reporting standards.
  - b. **“Award”** means any Option, SAR, Dividend Equivalent Right, Restricted Stock, Performance Share, Restricted Stock Unit, Performance Stock Unit or Other Award.
  - c. **“Award Agreement”** means any written agreement or other instrument evidencing the grant of an Award, including any amendments thereto.
  - d. **“Beneficial Ownership”** has the meaning defined in Rule 13d-3 under the Exchange Act.
  - e. **“Board”** means the Board of Directors of the Company.
  - f. **“Cause”** means, with respect to the termination by the Company or a Related Entity of a Participant’s Continuous Service, unless provided otherwise in the Participant’s Award Agreement, that such termination is for “Cause” as such term (or word of like import) is expressly defined in a then-effective written agreement between the Participant and the Company or such Related Entity, or, in the absence of such then-effective written agreement and definition, the Participant’s:
    - i. conviction of, or agreement to a plea of nolo contendere to, a felony, or any crime or offense lesser than a felony involving the property of the Company or a Subsidiary;
    - ii. conduct that has caused demonstrable and serious injury to the Company or a Subsidiary, monetary or otherwise;
    - iii. willful refusal to perform or substantial disregard of duties properly assigned, as determined by the Company;
    - iv. breach of duty of loyalty to the Company or a Subsidiary or other act of fraud or dishonesty with respect to the Company or a Subsidiary; or
    - v. violation of the Company’s code of conduct.
  - g. **“Change in Control”** means the occurrence of any of the following events after the Effective Date:
    - i. the acquisition by any Person of Beneficial Ownership of securities possessing more than 30% of the total combined voting power of the Company’s then outstanding securities; provided, however, that for purposes of this Subsection (i), the following acquisitions shall not constitute a Change in Control: (1) any acquisition by the Company; (2) any acquisition by any employee benefit plan (or related trust) sponsored or maintained by the Company or any Related Entity; or (3) any acquisition pursuant to a transaction which complies with clauses (A), (B) and (C) of Subsection (ii) below;
    - ii. consummation of a reorganization, merger or consolidation or sale or other disposition of all or substantially all of the assets of the Company (each, a **“Corporate Transaction”**), in each case, unless, following such Corporate Transaction, (A) all or substantially all of the individuals and entities that had Beneficial Ownership of the Company’s outstanding securities immediately prior to such Corporate Transaction have Beneficial Ownership, directly or indirectly, of more than 50% of the value of the then outstanding equity securities and the combined voting power of the then outstanding voting securities entitled to vote generally in the election of directors of the corporation or other entity resulting from such Corporate Transaction (including, without limitation, a corporation which as a result of such transaction owns the Company or all or substantially all of the Company’s assets either directly or through

one or more subsidiaries) in substantially the same proportions as their ownership, immediately prior to such Corporate Transaction, of the Company's then outstanding equity securities and the combined voting power of the then outstanding voting securities, (B) no Person (excluding any employee benefit plan or related trust of the Company, a Related Entity or a corporation or other entity resulting from such Corporate Transaction) beneficially owns, directly or indirectly, 50% or more of, respectively, the then outstanding shares of the corporation resulting from such Corporate Transaction or the combined voting power of the then outstanding voting securities of such corporation, except to the extent that such ownership of the Company existed prior to the Corporate Transaction and (C) at least a majority of the members of the board of directors of the corporation (or other governing board of a non-corporate entity) resulting from such Corporate Transaction were members of the Incumbent Board (as defined in Subsection (iii)) at the time of the execution of the initial agreement, or of the action of the Board, providing for such Corporate Transaction;

- iii. within any 24-month period, individuals who, as of the date the Plan was adopted, constitute the Board (the "**Incumbent Board**") cease for any reason to constitute at least a majority of the Board; provided, however, that any individual becoming a director after the date the Plan was adopted whose election, or nomination for election by the Company's stockholders, was approved by a vote of at least 3/4 of the directors then comprising the Incumbent Board shall be considered as though such individual were a member of the Incumbent Board, but excluding, for this purpose, any such individual whose initial assumption of office occurs as a result of an actual or threatened election contest with respect to the election or removal of directors or other actual or threatened solicitation of proxies or consents by or on behalf of a Person other than the Board; or
- iv. the voluntary or involuntary liquidation, dissolution or winding up of the Company.

Notwithstanding the foregoing, a transaction (or series of transactions) will not constitute a Change in Control under (i) – (iv) above if:

- A. unless otherwise determined by the Committee, it occurs by virtue of (1) any merger or consolidation of the Company with or into another entity as the result of which both (x) the Company becomes subject to, or the Company becomes a wholly-owned subsidiary of an entity that is subject to, the reporting requirements of Section 13 or Section 15(d) of the Securities Exchange Act of 1934 and (y) in which the shares of capital stock of the Company outstanding immediately prior to the relevant transaction(s) continue to represent, or are converted into or exchanged for voting securities that represent, immediately following such transaction(s), at least 50%, by voting power, of the voting securities of (I) the surviving or resulting entity or (II) if the surviving or resulting entity is a wholly owned subsidiary of another entity immediately following such transaction, the direct or indirect parent entity of such surviving or resulting entity or (2) a financing of the Company for capital raising purposes that is approved by the Board;
  - B. its primary purpose is to change the jurisdiction of the Company's incorporation; or
  - C. to the extent necessary to avoid the imposition of taxes or penalties under Section 409A, it is not a "change in the ownership or effective control of" the Company or "a change in the ownership of a substantial portion of the assets of" the Company as determined under Treasury Regulation Section 1.409A-3(i)(5).
- h. "**Code**" means the Internal Revenue Code of 1986.
  - i. "**Committee**" means the Compensation Committee of the Board, or a committee of two or more directors designated by the Board to administer the Plan. Once appointed, the Committee shall continue to serve in its designated capacity until otherwise directed by the Board or the Committee.
  - j. "**Company**" means Southwest Gas Holdings, Inc., a Delaware corporation.
  - k. "**Consultant**" means any natural person and other permitted recipients under the Applicable Laws (other than an Employee or a Director, solely with respect to rendering services in such person's capacity as a Director) who is engaged by the Company or any Related Entity to render consulting or advisory services to the Company or such Related Entity.

- l. **“Continuous Service”** means that the provision of services to the Company and any Related Entities in any capacity as an Employee, Director or Consultant is not interrupted or terminated. Continuous Service shall not be considered interrupted in the case of (i) any approved leave of absence, (ii) transfers among the Company or any Related Entity in any capacity as an Employee, Director or Consultant or (iii) any change in status as long as the individual remains in the service of the Company or a Related Entity in any capacity as an Employee, Director or Consultant (in each case, except as otherwise provided in the Award Agreement). Notwithstanding the foregoing, except as otherwise determined by the Committee, in the event of any spin-off of a Related Entity, service as an Employee, Director or Consultant for such Related Entity following such spin-off shall be deemed to be Continuous Service for purposes of the Plan and any Award. An approved leave of absence shall include sick leave, military leave or any other authorized personal leave. For purposes of an Incentive Stock Option, if such leave exceeds three months, and reemployment upon expiration of such leave is not guaranteed by statute or contract, then, solely for purposes of determining whether the Option qualifies as an Incentive Stock Option, employment will be deemed terminated on the first day immediately following such three-month period and the Incentive Stock Option shall be treated as a Non-Qualified Stock Option on the date that is three months and one day following such deemed termination of employment.
- m. **“Director”** means a member of the Board or the board of directors or board of managers of any Related Entity.
- n. **“Disability”** means such term (or word of like import) as defined under the long-term disability policy of the Company or the Related Entity to which a Participant provides services regardless of whether the Participant is covered by such policy. If the Company or the Related Entity to which the Participant provides services does not have a long-term disability policy in place, “Disability” means that the Participant is unable to carry out the responsibilities and functions of the position held by the Participant by reason of any medically determinable physical or mental impairment for a period of not less than 90 consecutive days. A Participant will not be considered to have incurred a Disability unless the Participant furnishes proof of such impairment sufficient to satisfy the Committee in its discretion.
- o. **“Dividend Equivalent Right”** means a right granted under the Plan entitling the Participant to compensation measured by dividends paid to stockholders with respect to Shares.
- p. **“Employee”** means any employee of the Company or any Related Entity.
- q. **“Exchange Act”** means the Securities Exchange Act of 1934.
- r. **“Fair Market Value”** means, as of any date, the value of a Share determined as follows:
- i. if the Shares are listed on one or more established stock exchanges or national market systems, the closing sales price during regular trading hours for a Share (or the closing bid, if no sales were reported) as quoted on the principal exchange or system on which the Shares are listed (as determined by the Committee) on the date of determination (or, if no closing sales price or closing bid was reported on that date, as applicable, on the last trading date such closing sales price or closing bid was reported);
  - ii. if the Shares are regularly quoted on an automated quotation system (including the OTC Bulletin Board) or by a recognized securities dealer, the closing sales price for a Share as quoted on such system or by such securities dealer on the date of determination, but if selling prices are not reported, the Fair Market Value shall be the mean between the high bid and low asked prices for a Share on the date of determination (or, if no such prices were reported on that date, on the last date such prices were reported); or
  - iii. in the absence of an established market for the Shares of the type described in (i) and (ii) above, the Fair Market Value shall be determined by the Committee in good faith and in a manner consistent with Applicable Laws.
- s. **“Incentive Stock Option”** means an Option intended to qualify as an incentive stock option within the meaning of Section 422 of the Code.
- t. **“Non-Qualified Stock Option”** means an Option that is not intended to, or that does not, qualify as an incentive stock option within the meaning of Section 422 of the Code.
- u. **“Option”** means an option to purchase Shares granted under the Plan.

- v. **“Other Award”** means an entitlement to Shares or cash (other than an Option, SAR, Restricted Stock, Performance Share, Restricted Stock Unit or Performance Stock Unit) granted under the Plan that may or may not be subject to restrictions upon issuance, as established by the Committee, including, without limitation, unrestricted Shares and deferred stock units.
  - w. **“Parent”** means a “parent corporation,” whether now or hereafter existing, of the Company, as defined in Section 424(e) of the Code.
  - x. **“Participant”** means an Employee, Director or Consultant who receives an Award under the Plan (and any permitted transferee of an Award or Shares).
  - y. **“Performance Goal”** has the meaning set forth in Section 6(c).
  - z. **“Performance Share”** means an Award of Restricted Stock with performance-based vesting conditions.
  - aa. **“Performance Stock Unit”** means an Award of Restricted Stock Units with performance-based vesting conditions.
  - bb. **“Person”** means any natural person, entity or “group” (within the meaning of Section 13(d) or 14(d) of the Exchange Act).
  - cc. **“Plan”** means this Southwest Gas Holdings, Inc. 2024 Omnibus Incentive Plan, as may be amended, modified or restated from time to time.
  - dd. **“Prior Plan”** means the Southwest Gas Holdings, Inc. 2017 Omnibus Incentive Plan.
  - ee. **“Post-Termination Exercise Period”** means, with respect to an Option or SAR, the period commencing on the Termination Date and ending on the date specified in the Award Agreement during which the vested portion of the Option or SAR may be exercised.
  - ff. **“Related Entity”** means any (i) Parent or Subsidiary and (ii) other entity controlling, controlled by or under common control with the Company.
  - gg. **“Restricted Stock”** means Shares issued under the Plan to the Participant for such consideration, if any, and subject to specified restrictions on transfer, forfeiture provisions and other specified terms and conditions.
  - hh. **“Restricted Stock Unit”** means a right granted under the Plan entitling the Participant to receive the value of one Share in cash, Shares or a combination thereof.
  - ii. **“Rule 16b-3”** means Rule 16b-3 under Section 16(b) of the Exchange Act.
  - jj. **“SAR”** means a stock appreciation right granted under the Plan entitling the Participant to Shares or cash or a combination thereof, as measured by appreciation in the value of a Share.
  - kk. **“Section 409A”** means Section 409A of the Code.
  - ll. **“Securities Act”** means the Securities Act of 1933.
  - mm. **“Share”** means a share of the common stock of the Company.
  - nn. **“Subsidiary”** means any corporation in which the Company owns, directly or indirectly, at least 50% of the total combined voting power of all classes of stock, or any other entity (including partnerships and joint ventures) in which the Company owns, directly or indirectly, at least 50% of the combined equity thereof; provided, however, that for purposes of determining whether any individual may be a Participant for purposes of any grant of an Incentive Stock Option, “Subsidiary” shall have the meaning ascribed to such term in Section 424(f) of the Code.
  - oo. **“Termination Date”** means the date of termination of a Participant’s Continuous Service, subject to Section 7(c)(ii).
3. Shares Subject to the Plan.
- a. Subject to Section 10, the maximum number of Shares that may be issued pursuant to all Awards is 2.2 million Shares, plus any Shares underlying awards granted under the Prior Plan that are



forfeited, canceled or expire without the issuance of Shares or that otherwise would have become available for issuance under this Plan had the Prior Plan award been granted under this Plan, as described in Section 3(b). Subject to the provisions of Section 10, below, the maximum number of Shares available for issuance pursuant to Incentive Stock Options shall be 2.2 million Shares. The Shares to be issued pursuant to the Awards may be authorized, but unissued, or reacquired Shares. As of the date stockholders initially approve the Plan, the Company shall cease granting awards under the Prior Plan; however, awards granted under the Prior Plan shall remain subject to the terms of the Prior Plan.

- b. Any Shares covered by an Award (or portion of an Award) that (i) is forfeited, is canceled or expires (whether voluntarily or involuntarily) without the issuance of Shares or (ii) is granted in settlement or assumption of, or in substitution for, an outstanding award pursuant to Section 6(e), shall be deemed not to have been issued for purposes of determining the maximum number of Shares that may be issued under the Plan. Shares that actually have been issued under the Plan pursuant to an Award shall not be returned to the Plan and shall not become available for future issuance under the Plan, except that if unvested Shares are forfeited, such Shares shall become available for future issuance under the Plan. For the avoidance of doubt, the following Shares may not again be made available for issuance as Awards under the Plan: Shares covered by an Award that are surrendered or withheld (i) in payment of the Award's exercise or purchase price (including pursuant to the "net exercise" of an Option pursuant to Section 7(b)(vi)), (ii) in satisfaction of tax withholding obligations with respect to an Award, or (iii) Shares repurchased on the open market with the proceeds of any Option exercise price. If a SAR payable in Shares is exercised, such exercise shall reduce the maximum aggregate number of Shares which may be issued under the Plan by the gross number of Shares subject the SAR (or, if less than the entire SAR is exercised, by the gross number of Shares subject to the portion of the SAR that is exercised). Additionally, each award granted under the Prior Plan that is outstanding as of the date the Plan is approved by the Company's stockholders will be treated as an "Award" for purposes of this Section 3, such that Shares covered by such award (or portion of such award) will be added to the Plan's authorized Share limit if the award (or a portion of such award) is forfeited, is canceled or expires (whether voluntarily or involuntarily) without the issuance of Shares.

#### 4. Administration of the Plan.

- a. Authority of the Committee. The Plan shall be administered by the Committee except to the extent the Board elects to administer the Plan, in which case references herein to the "Committee" shall be deemed to include references to the "Board." Subject to the express provisions of the Plan, Rule 16b-3 and other laws that may be or become Applicable Laws, the Committee shall have the authority, in its sole and absolute discretion:
  - i. to select the Employees, Directors and Consultants to whom Awards may be granted;
  - ii. to determine whether, when and to what extent Awards are granted;
  - iii. to determine the number of Shares or the amount of cash or other consideration to be covered by each Award;
  - iv. to approve forms of Award Agreements;
  - v. to determine the terms and conditions of any Award, including the vesting schedule, forfeiture provisions, payment contingencies, purchase price and any Performance Goal, and whether to waive or accelerate any such terms and conditions;
  - vi. to determine whether and when an Award vests and Performance Goals are achieved;
  - vii. to adjust Performance Goals or performance results to take into account changes in law, accounting or tax rules, or transactions or other extraordinary, unforeseeable, nonrecurring or infrequently occurring events or circumstances as the Committee deems necessary or appropriate to avoid windfalls or hardships;
  - viii. to grant Awards to Employees, Directors and Consultants residing outside the U.S. or to otherwise adopt or administer such procedures or sub-plans on such terms and conditions different from those specified in the Plan as may, in the judgment of the Committee, be necessary or desirable to further the purposes of the Plan or comply with Applicable Laws;

- ix. to amend the terms of any outstanding Award, subject to Section 13(c);
- x. to determine whether, to what extent and under what circumstances cash, Shares, other Awards, other property and other amounts payable with respect to an Award under the Plan shall be deferred either automatically or at the election of the Participant or of the Committee;
- xi. to establish one or more programs under the Plan to permit selected Participants to exchange an Award for one or more other types of Awards on such terms and conditions as determined by the Committee;
- xii. to establish one or more separate programs under the Plan for the purpose of issuing particular forms of Awards to one or more classes of Participants;
- xiii. to construe and interpret the terms of the Plan and Awards, including any Award Agreement;
- xiv. to approve corrections in the documentation or administration of any Award; and
- xv. to take such other action, not inconsistent with the terms of the Plan, as the Committee deems appropriate.

The express grant in the Plan of any specific power to the Committee shall not be construed as limiting any power or authority of the Committee. Any decision or interpretation made, or action taken, by the Committee in connection with the administration of the Plan shall be final, conclusive and binding on all Participants.

- b. Delegation of Authority. The Board or Committee may delegate any or all of its powers and duties under the Plan to a subcommittee of Directors or to one or more officers or Employees of the Company, including the power to perform administrative functions and grant Awards; provided, that such delegation does not (i) violate Applicable Law, or (ii) result in the loss of an exemption under Rule 16b-3(d)(1) for Awards granted to Participants subject to Section 16 of the Exchange Act in respect of the Company. Any such delegation shall not limit the right of such subcommittee members or such an officer or Employee to receive Awards; provided, however, that such subcommittee members and any such officer or Employee may not grant Awards to himself or herself, a member of the Board, or any officer of the Company or Related Entity, or take any action with respect to any Award previously granted to himself or herself, a member of the Board, or any officer of the Company or Related Entity.
- c. Indemnification. In addition to such other rights of indemnification as they may have as members of the Board or as officers or Employees, members of the Board and any officers or Employees to whom authority to act for the Board, the Committee or the Company is delegated shall be defended and indemnified by the Company to the extent permitted by Applicable Laws on an after-tax basis against all reasonable expenses, including attorneys' fees, actually and necessarily incurred in connection with the defense of any claim, investigation, action, suit or proceeding, or in connection with any appeal therein, to which they or any of them may be a party by reason of any action taken or failure to act under or in connection with the Plan, or any Award, and against all amounts paid by them in settlement thereof (provided such settlement is approved by the Company) or paid by them in satisfaction of a judgment in any such claim, investigation, action, suit or proceeding, except in relation to matters as to which it shall be adjudged in such claim, investigation, action, suit or proceeding that such individual is liable for gross negligence, bad faith or intentional misconduct; provided, however, that within 30 days after the institution of such claim, investigation, action, suit or proceeding, such individual shall offer to the Company, in writing, the opportunity at the Company's expense to defend the same.
- d. No Repricing of Options or SARs. Except as otherwise provided in Sections 10 and 11 hereof, the Committee shall not (a) reduce the per Share exercise price of an Option or base amount of a SAR previously awarded to any Participant, (b) cancel, surrender, replace or otherwise exchange any outstanding Option or SAR when the Fair Market Value of a Share underlying such Option or SAR is less than its per Share exercise price or base amount for a new Option or SAR, another Award, cash, Shares or other securities or (c) take any other action that is considered a "repricing" for purposes of the shareholder approval rules of the applicable securities exchange or inter-dealer quotation system on which the Shares are listed or quoted, without the requisite prior affirmative approval of the stockholders of the Company.



5. Eligibility. Awards other than Incentive Stock Options may be granted to Employees, Directors and Consultants. Incentive Stock Options may be granted only to employees of the Company or a Parent or Subsidiary; provided, however, that any such individual must be an “employee” of the Company or any of its Parents or Subsidiaries within the meaning of General Instruction A.1(a) to Form S-8 if such individual is granted an Award that may be settled in Shares. An individual on leave of absence may be an eligible person pursuant to this Plan. Notwithstanding the foregoing, any Option or SAR intended to qualify as an exempt “stock right” under Section 409A may only be granted with respect to “service recipient stock” (as defined in Section 409A).
6. Terms and Conditions of Awards.
  - a. Types of Awards. The Committee may award any type of arrangement to an Employee, Director or Consultant that is not inconsistent with the provisions of the Plan and that by its terms involves or might involve the issuance of (i) Shares, (ii) cash or (iii) an Option, a SAR or a similar right with a fixed or variable price related to the Fair Market Value of the Shares and with an exercise or conversion privilege related to the passage of time, the occurrence of one or more events or the satisfaction of Performance Goals or other conditions. Such awards may include Options, SARs, Restricted Stock, Performance Share, Restricted Stock Units, Performance Stock Units, Other Awards or Dividend Equivalent Rights, and an Award may consist of one such security or benefit, or two or more of them in any combination.
  - b. Dividends and Dividend Equivalent Rights. Dividends may be granted in connection with Restricted Stock and Performance Shares, and Dividend Equivalent Rights may be granted in connection with Awards other than Options, SARs, Restricted Stock and Performance Shares; provided, that dividends and Dividend Equivalent Rights shall be accrued (without interest and earnings) and will only be paid if and to the extent the Award (or portion of the Award to which the dividend or Dividend Equivalent Right relates) vests. Unless otherwise provided in an Award Agreement, the Committee may determine to pay such dividends or Dividend Equivalent Rights in cash or to convert dividends or Dividend Equivalent Rights into additional Awards.
  - c. Conditions of Award. Vesting, payment, settlement and other entitlements with respect to an Award may be conditioned upon such items or events as the Committee may determine, including the passage of time, Continuous Service, the occurrence of one or more events or the satisfaction of one or more Performance Goals selected by the Committee, either individually, alternatively or in any combination, applied to the Company, one or more Related Entities and/or a business unit, group, division of the Company or one or more Related Entities, and measured over an annual or other period, on an absolute or relative basis, as specified by the Committee. With respect to Performance Shares, Performance Stock Units or other performance-based Awards, the Committee may establish one or more performance goals (a “**Performance Goal**”) and the period over which performance is measured. For purposes of establishing the Performance Goals, the Committee may select any one or more performance criteria, including, without limitation, the following: return on equity; earnings per share; return on gross or net assets; return on gross or net revenue; pre- or after-tax net income; earnings before interest, taxes, depreciation and amortization; earnings before interest, taxes and amortization; operating income; revenue growth; consolidated pre-tax earnings; net or gross revenues; net earnings; earnings before interest and taxes; cash flow; earnings per share; enterprise value; fleet in-market availability; safety criteria; environmental criteria; revenue growth; cash flow from operations; return on sales; earnings per share from continuing operations, diluted or basic; earnings from continuing operations; net asset turnover; capital expenditures; income before income taxes; gross or operating margin; return on total assets; return on invested capital; return on investment; return on revenue; market share; economic value added; cost of capital; expense reduction levels; cost or expense management; stock price; productivity; customer satisfaction; employee satisfaction; or total shareholder return, all subject to such rules and conditions as the Committee may establish. Performance Goals may be expressed in absolute or relative terms (e.g., to prior performance of the Company, any Affiliates, or to the performance of one or more other entities or external indices) and may be expressed in terms of a progression within a specified range. Performance criteria shall be defined in the Committee’s discretion and may include or exclude any or all of the following or other items, as the Committee may specify: effects of accounting changes; effects of currency fluctuations; effects of financing activities (e.g., effect on earnings per share of issuing convertible debt securities); expenses for restructuring, productivity initiatives or new business initiatives; non-operating items; acquisition expenses; and effects of divestitures.

- d. Designation of Options. Each Option shall be designated in the Award Agreement as either an Incentive Stock Option or a Non-Qualified Stock Option. Any Option designated as an Incentive Stock Option shall comply with the requirements of Section 422 of the Code. Notwithstanding any designation as an Incentive Stock Option, to the extent the aggregate Fair Market Value of Shares with respect to which Options designated as Incentive Stock Options are exercisable for the first time by any Participant during any calendar year (under this Plan or any other stock plan maintained by the Company or any of its affiliates) exceeds \$100,000, such excess Options shall be treated as Non-Qualified Stock Options. If the Code is amended after the date the Plan becomes effective to provide for a different limit on the Fair Market Value of Shares permitted to be subject to Incentive Stock Options, then such different limit will be automatically incorporated herein and will apply to any Options granted after the effective date of such amendment.
- e. Acquisitions and Other Transactions. The Committee may issue Awards in settlement or assumption of, or in substitution for, outstanding awards in connection with the Company or a Related Entity acquiring another entity, an interest in another entity or an additional interest in a Related Entity whether by merger, stock purchase, asset purchase or other form of transaction. Any Shares issuable pursuant to such Awards shall not be counted against the Share limit set forth in Section 3(a). Additionally, if the Shares are listed on one or more established stock exchanges or national market systems, available shares under a stockholder approved plan of an acquired company (as appropriately adjusted to reflect such acquisition) may be used for Awards under the Plan and shall not be counted against the Share limit set forth in Section 3(a), except, to the extent applicable, as required by the rules of any applicable stock exchange.
- f. Terms of Award. The terms of each Award, if any, shall be the terms stated in the Award Agreement; provided, however, that the term of an Option or SAR shall be no more than 10 years from the grant date. In the case of an Incentive Stock Option granted to a Participant who, on the grant date, owns stock representing more than 10% of the total combined voting power of all classes of stock of the Company or of any Parent or Subsidiary, the terms of the Incentive Stock Option shall be no more than five years from the grant date. Notwithstanding the foregoing, the specified terms of any Award shall not include any period for which the Participant has elected to defer the receipt of the Shares or cash issuable pursuant to the Award.
- g. Transferability of Awards. Incentive Stock Options may not be sold, pledged, assigned, hypothecated, transferred or disposed of in any manner other than by will or by the laws of descent or distribution and may be exercised, during the lifetime of the Participant, only by the Participant. Awards other than Incentive Stock Options shall be transferable (i) by will or by the laws of descent and distribution, (ii) during the lifetime of the Participant, to the extent and in the manner authorized by the Committee, but only to the extent such transfers are made in accordance with Applicable Laws to family members, to family trusts, to family controlled entities, to charitable organizations, and pursuant to domestic relations orders or agreements, in all cases without payment for such transfers to the Participant, and (iii) as otherwise expressly permitted by the Committee and in accordance with Applicable Laws.
- h. Grant Date of Awards. The grant date of an Award shall, for all purposes, be the date on which the Committee makes the determination to grant such Award, or such later date as determined by the Committee.
- i. Deferral of Award Payment. The Company may establish one or more programs to permit selected Participants the opportunity to elect to defer receipt of consideration to be received under an Award, other than an Award of Options or SARs. The Company may establish the election procedures, the timing of such elections, the mechanisms for payments of, and accrual of interest or other earnings, if any, on amounts, Shares or other consideration so deferred, and such other terms, conditions, rules and procedures that the Company deems advisable for the administration of any such deferral program and to achieve compliance with any applicable rules of Section 409A.
- j. Non-Employee Director Limit. Notwithstanding any other provision of the Plan to the contrary, the aggregate grant date fair value of Awards (determined in accordance with Financial Accounting Standards Board Accounting Standards Codification Topic 718, Compensation – Stock Compensation, as amended or any successor accounting standard (“**ASC Topic 718**”)) that may be granted during any calendar year to any Director who is not an Employee, when combined with cash compensation paid by the Company to such Director with respect to the same calendar year (whether or not such cash compensation is deferred), shall not exceed \$750,000; provided, that the

limit set forth in this sentence shall be \$1,000,000 in the calendar year in which a Director who is not an Employee commences service on the Board. This limit will not be increased except with stockholder approval.

7. Exercise Price, Base Amount, Consideration and Taxes.

- a. Exercise Price and Base Amount. The per Share exercise price of an Option and the base amount of a SAR shall be such price as determined by the Committee in accordance with Applicable Laws; provided, that, other than an Option or SAR issued pursuant to Section 6(e) or adjusted pursuant to Section 10, the per Share exercise price of an Option and the base amount of a SAR shall not be less than the Fair Market Value on the grant date and, in the case of an Incentive Stock Option granted to an Employee who, on the grant date, owns stock representing more than 10% of the total combined voting power of all classes of stock of the Company or any Parent or Subsidiary, the per Share exercise price shall not be less than 110% of the Fair Market Value on the grant date. Notwithstanding the foregoing provisions of this Section 7(a), in the case of an Award issued pursuant to Section 6(e), the exercise price, base amount or purchase price shall be determined in the manner described in the definitive transaction agreement to which the Company is party (or if there is no such agreement, in the manner determined by the Committee).
- b. Consideration. In addition to any other types of consideration the Committee may determine, the Committee is authorized to accept as consideration for the exercise price of Options, and subject to Applicable Laws, the following:
  - i. cash;
  - ii. check;
  - iii. wire transfer;
  - iv. surrender of Shares, or delivery of a properly executed form of attestation of ownership of Shares as the Committee may require, that have a Fair Market Value on the date of surrender or attestation equal to the aggregate exercise or purchase price of the Award;
  - v. if the exercise occurs when the Shares are listed on one or more established stock exchanges or national market systems, payment through a broker-assisted cashless exercise program;
  - vi. payment through a “net exercise” procedure established by the Company such that, without the payment of any funds, the Participant may exercise the Option and receive the net number of Shares equal to (A) the number of Shares as to which the Option is being exercised, multiplied by (B) a fraction, the numerator of which is the Fair Market Value on the exercise date less the exercise price per Share, and the denominator of which is such Fair Market Value (with the number of net Shares to be received rounded down to the nearest whole number of Shares); or
  - vii. any combination of the foregoing methods of payment.

The Committee may grant Awards that do not permit all of the foregoing forms of consideration to be used in payment for the Shares or that otherwise restrict one or more forms of consideration.

c. Taxes.

- i. A Participant shall, no later than the date as of which taxes are required by Applicable Laws to be withheld with respect to an Award, pay to the Company or a Related Entity, or make arrangements satisfactory to the Committee regarding payment of, such withholding taxes. The obligations of the Company under the Plan shall be conditional on the making of such payment or arrangements, and the Company shall, to the extent permitted by Applicable Laws, have the right to deduct any such taxes from any payment of any kind otherwise due to the Participant. The Committee may require or may permit a Participant to elect that the withholding requirement be satisfied in whole or in part, by having the Company withhold or by tendering to the Company, Shares having a Fair Market Value equal to the minimum statutory withholding with respect to an Award or such greater amount that is permitted by Applicable Law, provided such greater amount does not exceed the maximum statutory rates in the applicable jurisdictions or cause adverse accounting consequences for the Company. The Company may also use any other method of obtaining the necessary payment or proceeds, as permitted by Applicable Laws, to satisfy its withholding obligation with respect to an Award.

- ii. The Plan and Awards (and payments and benefits thereunder) are intended to be exempt from, or to comply with, Section 409A, and, accordingly, to the maximum extent permitted, the Plan, Award Agreements and other agreements or arrangements relating to Awards shall be interpreted accordingly. Notwithstanding anything to the contrary, to the extent required to avoid accelerated taxation and/or tax penalties under Section 409A, (A) a Participant shall not be considered to have terminated Continuous Service and no payment or benefit shall be due to the Participant under the Plan or an Award until the Participant would be considered to have incurred a “separation from service” from the Company and the Related Entities within the meaning of Section 409A and (B) if the Participant is a “specified employee” (as defined in Section 409A), amounts that would otherwise be payable and benefits that would otherwise be provided under the Plan or an Award during the six-month period immediately following the Participant’s separation from service shall instead be paid or provided on the first business day after the date that is six months following the Participant’s separation from service (or death, if earlier). Each amount to be paid or benefit to be provided under the Plan or an Award shall be construed as a separate identified payment for purposes of Section 409A. The Company makes no representation that any or all of the payments or benefits provided under the Plan or an Award will be exempt from or comply with Section 409A and makes no undertaking to preclude Section 409A from applying to any such payment or benefit. The Participant shall be solely responsible for the payment of any taxes and penalties incurred under Section 409A, and the Company, the Related Entities and their respective employees, officers, directors, agents and representatives (including legal counsel) will not have any liability to any Participant with respect to any taxes, penalties, interest or other costs or expenses the Participant or any related party may incur with respect to or as a result of Section 409A or for damages for failing to comply with Section 409A.

8. [Exercise of Options and SARs.](#)

a. [Procedure for Exercise.](#)

- i. An Option or SAR shall be exercisable at such times and under such conditions as determined by the Committee under the terms of the Plan and specified in the Award Agreement.
- ii. An Option or SAR shall be deemed exercised when written notice of such exercise has been given to the Company (or a broker pursuant to Section 7(b)(vi)) in accordance with the terms of the Award by the Participant and, if applicable, full payment for the Shares with respect to which the Option or SAR is exercised has been made (together with applicable tax withholding).

b. [Exercise Following Termination of Continuous Service.](#) If a Participant’s Continuous Service terminates, all or any portion of the Participant’s Options or SARs that were vested at the Termination Date (including any portion thereof that vested as a result of such termination) may be exercised during the applicable Post-Termination Exercise Period. Except as otherwise determined by the Committee or as set forth in the Participant’s Award Agreement, if the Participant’s Options or SARs are unvested on the Termination Date (and do not vest as a result of such termination), or if the vested portion of the Participant’s Options or SARs is not exercised within the applicable Post-Termination Exercise Period, the Options and SARs shall terminate.

- i. [Termination for Cause.](#) Except as otherwise determined by the Committee or set forth in the Participant’s Award Agreement, upon the termination of the Participant’s Continuous Service for Cause, the Participant’s right to exercise an Option or SAR (whether vested or unvested) shall terminate concurrently with the termination of the Participant’s Continuous Service.
- ii. [Change in Status.](#) If a Participant’s status changes from Employee to Consultant or non-Employee Director, the Employee’s Incentive Stock Option shall automatically become a Non-Qualified Stock Option on the day that is three months and one day following such change of status.
- iii. [Termination Due to Disability.](#) If a Participant’s Continuous Service terminates as a result of Disability, if such Disability is not a “permanent and total disability” as such term is defined in Section 22(e)(3) of the Code, in the case of an Incentive Stock Option, such Incentive Stock Option shall automatically become a Non-Qualified Stock Option on the day that is three months and one day following such termination.



9. Conditions upon Issuance of Shares. If the Committee determines that the delivery of Shares with respect to an Award is or may be unlawful under Applicable Laws, the vesting or right to exercise an Award or to otherwise receive Shares with respect to an Award shall be suspended until the Committee determines that such delivery is lawful. An Incentive Stock Option may not be exercised until the Plan has been approved by the stockholders of the Company. The Company shall have no obligation to effect any registration or qualification of the Shares under Applicable Laws. A Participant's right to exercise an Award may be suspended for a limited period of time if the Committee determines that such suspension is administratively necessary or desirable.
10. Adjustments upon Changes in Capitalization. Subject to any required action by the stockholders of the Company, Applicable Laws and Section 11, (i) the number and kind of Shares or other securities or property covered by each outstanding Award, (ii) the number and kind of Shares that have been authorized for issuance under the Plan, (iii) the exercise price, base amount or purchase price of each outstanding Award, and (iv) any other terms that the Committee determines require adjustment, shall be proportionately adjusted for: (A) any increase or decrease in the number of issued Shares resulting from a stock split, reverse stock split, stock dividend, recapitalization, combination or reclassification of the Shares, or similar transaction affecting the Shares; (B) any other increase or decrease in the number of issued Shares effected without receipt of consideration by the Company; (C) any other transaction with respect to the Shares, including any distribution of cash, securities or other property to stockholders (other than a normal cash dividend), a corporate merger, consolidation, acquisition of property or stock, separation (including a spin-off or other distribution of stock or property), reorganization, liquidation (whether partial or complete), a "corporate transaction" as defined in Section 424 of the Code or any similar transaction; provided, however, that conversion of any convertible securities of the Company shall not be deemed to have been "effected without receipt of consideration;" or (D) any change in the capital structure or business of the Company or other corporate transaction or event that would be considered an "equity restructuring" within the meaning of ASC 718 and, in each case, that would result in an additional compensation expense to the Company pursuant to the provisions of ASC Topic 718, if adjustments to Awards with respect to such event were discretionary or otherwise not required. Any such adjustments to outstanding Awards shall be effected in a manner that is intended to preclude the enlargement or diminution of rights and benefits under such Awards. Except as the Committee determines, no issuance by the Company of shares of any class, or securities convertible into shares of any class, shall affect, and no adjustment by reason hereof shall be made with respect to, the number or price of Shares subject to an Award.
11. Change in Control. Unless provided otherwise in an Award Agreement or in another Company plan or agreement with a Participant, upon a merger, consolidation, reorganization or other transaction in which the Company does not survive or a Change in Control, all outstanding Awards shall, on such terms as may be approved by the Committee prior to such event, be continued, assumed or substituted (with appropriate adjustments, if applicable, to the number and kind of Shares or other securities or property and applicable exercise price, base amount or purchase price) by the continuing or surviving entity (or, if the continuing or surviving entity is a subsidiary of another entity immediately following such transaction, the ultimate direct or indirect parent entity of such surviving or resulting entity) or, if not continued, assumed or substituted, canceled in exchange for cash or property; provided, in each case, that the continuation, assumption, substitution or cancellation of the Award would not result in accelerated taxation and/or tax penalties under Section 409A; provided, further, that holders of Options and SARs shall be entitled to consideration in connection with the cancellation of such Awards only if the per-Share consideration exceeds the applicable exercise price or base amount, and to the extent that the per-Share consideration is less than or equal to the applicable exercise price or base amount, such Options and SARs shall be cancelled for no consideration. For clarity and without limiting the foregoing, treatment of a Participant's Award in connection with a Change in Control may be specified in the Participant's Award Agreement.
12. Effective Date and Term of Plan. The Plan shall become effective upon its approval by the stockholders of the Company (the "**Effective Date**"). Unless terminated earlier by the Board pursuant to Section 13(a), the Plan shall terminate on the tenth anniversary of the earlier of the date that the Plan is adopted or the date of stockholder approval.
13. Amendment, Suspension or Termination of the Plan or Awards.
  - a. The Board may at any time amend, suspend or terminate the Plan. To the extent necessary to comply with Applicable Laws, the Company shall obtain stockholder approval of any Plan amendment required to be subject to stockholder approval.
  - b. No Award may be granted during any suspension of the Plan or after termination of the Plan.

- c. No amendment, suspension or termination of the Plan or any Award shall materially adversely affect the Participant's rights under an Award without the Participant's written consent; provided, however, that an amendment or modification that (i) may cause an Incentive Stock Option to become a Non-Qualified Stock Option or (ii) the Committee considers, in its sole discretion, necessary or advisable to comply with, take into account or otherwise respond to Applicable Laws, shall not be treated as materially adversely affecting the Participant's right under an outstanding Award.
14. **Clawback.** The Plan and all Awards granted hereunder are subject to any written clawback policies that the Company, with the approval of the Board or an authorized committee thereof, may adopt or amend either prior to or following the Effective Date, including any policy adopted to conform to the Dodd-Frank Wall Street Reform and Consumer Protection Act of 2010 and rules promulgated thereunder by the United States Securities and Exchange Commission and that the Company determines should apply to Awards. Any such policy may subject a Participant's Awards and amounts paid or realized with respect to Awards to reduction, cancelation, forfeiture or recoupment if certain specified events or wrongful conduct occur, including an accounting restatement due to the Company's material noncompliance with financial reporting regulations or other events or wrongful conduct specified in any such clawback policy.
15. **Limitation of Liability.** The Company is under no duty to ensure that Shares may legally be delivered under the Plan, and shall have no liability in the event such delivery of Shares may not be made.
16. **No Effect on Terms of Employment/Consulting Relationship.** The Plan shall not confer upon any Participant any right with respect to the Participant's Continuous Service, nor shall it interfere in any way with the Participant's right or the right of the Company or any Related Entity to terminate the Participant's Continuous Service at any time, with or without Cause, and with or without notice.
17. **No Effect on Retirement and Other Benefit Plans.** Except as specifically provided in a compensation or benefit plan, program or arrangement of the Company or a Related Entity, Awards shall not be deemed compensation for purposes of such plans, programs or arrangements. The Plan is not a "pension plan" or "welfare plan" under the Employee Retirement Income Security Act of 1974.
18. **Unfunded Obligation.** A Participant shall have the status of general unsecured creditors of the Company. Any amounts payable to Participants pursuant to the Plan or an Award shall be unfunded and unsecured obligations for all purposes, including Title I of the Employee Retirement Income Security Act of 1974. Neither the Company nor any Related Entity shall be required to segregate any monies from its general funds, to create any trusts, or to establish any special accounts with respect to such obligations. The Company shall retain at all times beneficial ownership of any investments, including trust investments, that the Company may make to fulfill its payment obligations hereunder. Any investments or the creation or maintenance of any trust or any Participant account shall not create or constitute a trust or fiduciary relationship between the Committee, the Company or any Related Entity and a Participant, or otherwise create any vested or beneficial interest in any Participant or the Participant's creditors in any assets of the Company or a Related Entity. A Participant shall have no claim against the Company or any Related Entity for any changes in the value of any assets that may be invested or reinvested by the Company with respect to the Plan.
19. **Construction.** The following rules of construction shall apply to the Plan and Award Agreements. Captions and titles are for convenience only and shall not affect the meaning or interpretation of any provision of the Plan or Award Agreement. Except when otherwise indicated by the context, the singular shall include the plural and the plural shall include the singular. Use of the word "or" is not intended to be exclusive, unless the context clearly requires otherwise. The words "include," "includes" or "including" shall be deemed to be followed by the words "without limitation," whether or not they are in fact followed by those words or words of like import. The words "writing" and "written" and comparable words refer to printing, typing and other means of reproducing words (including electronic media) in a visible form. Any reference to any federal, state or other statute or law shall be deemed also to refer to such statute or law as amended, and to all rules and regulations promulgated thereunder. References to "stockholders" shall be deemed to refer to "shareholders" to the extent required by Applicable Laws. References to the Company or any Related Entity shall include such entity's successors.
20. **Nonexclusivity of the Plan.** Neither the adoption of the Plan by the Board, the submission of the Plan to the stockholders of the Company for approval nor any provision of the Plan will be construed as creating any limitations on the power of the Board to adopt such additional compensation arrangements as it may deem desirable. Nothing contained in the Plan shall be construed to prevent the Company or a Related Entity from taking any corporate action which is deemed by the Company or such Related Entity to be appropriate

or in its best interest, whether or not such action would have an adverse effect on the Plan or any Award made under the Plan. No Employee, beneficiary or other person shall have any claim against the Company or any Related Entity as a result of any such action.

21. Governing Law. Except as otherwise provided in an Award Agreement, the Plan, the Award Agreements and any other agreements or arrangements relating to Awards shall be interpreted and construed in accordance with the laws of the State of Delaware, without regard to the conflicts of laws rules of such state, to the extent not preempted by federal law. If any provision of the Plan, the Award Agreements or any other agreements or arrangements relating to Awards is determined to be illegal or unenforceable, such provision shall be enforced to the fullest extent allowed by Applicable Laws and the other provisions shall nevertheless remain effective and shall remain enforceable.
22. Jurisdiction; Choice of Forum. Any suit, action or proceeding relating to or arising out of this Plan or any Award Agreement, or any judgment entered by any court of competent jurisdiction in respect thereof (a **“Proceeding”**), shall be brought only in the federal or state courts located in Las Vegas, Nevada. The Company and each Participant shall irrevocably and unconditionally (a) consent and submit to the exclusive jurisdiction of the courts of the State of Nevada, the United States District Court for the District of Nevada, and appellate courts having jurisdiction of appeals from any of the foregoing, and agree that all claims in respect of any such Proceeding shall be heard and determined in such Nevada court or, to the extent permitted by law, in such federal court, (b) waive any objection that the Company and each Participant may now or thereafter have to the venue or jurisdiction for any such Proceeding in any such court or that such Proceeding was brought in an inconvenient forum and agree not to plead or claim the same, and (c) agree that service of process in any such Proceeding may be effected by mailing a copy of such process by registered or certified mail (or any substantially similar form of mail), postage prepaid, to such party, in the case of a Participant, at the Participant’s address shown in the books and records of the Company or, in the case of the Company, at the Company’s principal offices, attention General Counsel.

\* \* \*

## APPENDIX B

### TAX-FREE SPIN PROTECTION PLAN

This Tax-Free Spin Protection Plan, dated as of November 5, 2023 (this “Plan”), is entered into by and between Southwest Gas Holdings, Inc., a Delaware corporation (the “Company”), and Equiniti Trust Company, LLC, as Rights Agent (the “Rights Agent”). All capitalized terms used in this Plan shall have the meanings ascribed to such terms in Section 1 or as otherwise defined elsewhere in this Plan.

#### RECITALS

WHEREAS, on November 3, 2023, the Board of Directors (the “Board”) of the Company adopted this Plan, and has authorized and declared a dividend of one preferred stock purchase right (a “Right”) for each share of Common Stock outstanding at the close of business on November 17, 2023 (the “Record Date”), and has authorized and directed the issuance of one Right (subject to adjustment as provided herein) with respect to each share of Common Stock that shall become outstanding between (i) the Record Date and (ii) the earlier of (x) the Distribution Date and (y) the Expiration Date; provided, however, that Rights may be issued with respect to Common Stock that shall become outstanding after the Distribution Date and prior to the Expiration Date in accordance with Section 22;

WHEREAS, each Right initially represents the right to purchase one ten-thousandth (subject to adjustment) of a share of Series A Junior Participating Preferred Stock, no par value per share (the “Series A Preferred”), of the Company having the rights, powers and preferences set forth in the form of Certificate of Designations of Series A Junior Participating Preferred Stock attached hereto as Exhibit A (as amended from time to time), upon the terms and subject to the conditions hereinafter set forth;

WHEREAS, the Company is evaluating alternative transactions to separate from its wholly-owned subsidiary, Centuri Group, Inc. (the “Spin-Off Transaction”), including in a manner that could be tax-free to the Company pursuant to Section 355 of the Code (“Tax-Free Status”);

WHEREAS, the ability to effect the Spin-Off Transaction with Tax-Free Status could be lost if certain acquisitions of Common Stock are treated as part of a plan pursuant to which one or more persons acquire directly or indirectly a 50% or greater interest in the Company (a “355 Ownership Change”); and

WHEREAS, the Board believes that it is in the best interests of the Company and its stockholders that the Company preserve its ability to effectuate the Spin-Off Transaction with Tax-Free Status on the terms and conditions set forth herein.

NOW, THEREFORE, in consideration of the premises and the mutual agreements herein set forth, the parties hereby agree as follows:

1. Certain Definitions. For purposes of this Plan, the following terms have the meanings indicated:

1.1 “Acquiring Person” shall mean any Person who or which shall be the Beneficial Owner of (a) 4.9% or more of the Common Stock then outstanding or (b) in the case of a Passive Investor, 9.9% or more of the shares of Common Stock then outstanding, but in each case shall not include: (i) an Exempt Person or (ii) any Existing Holder, unless and until such time as such Existing Holder shall, after the first public announcement of this Plan, become the Beneficial Owner of one or more additional shares of Common Stock (other than pursuant to (A) a dividend or distribution paid or made by the Company on the outstanding Common Stock in Common Stock, (B) a split or subdivision of the outstanding Common Stock or (C) an Exempt Acquisition), unless upon acquiring such Beneficial Ownership, such Existing Holder does not Beneficially Own 4.9% (9.9% in the case of a Passive Investor) or more of the Common Stock then outstanding.

Notwithstanding the foregoing, no Person shall be deemed to be or have become an “Acquiring Person” as the result of either (a) an acquisition of Common Stock by the Company which, by reducing the number of shares outstanding, increases the proportionate number of shares Beneficially Owned by such Person to 4.9% (9.9% in the case of a Passive Investor or, in the case of the Icahn Group or any member of the Icahn Group, the applicable amount set forth in the paragraph below) or more of the Common Stock then outstanding or (b) an Exempt Acquisition; provided, however, that if a Person would (but for the operation of the foregoing provisions of this sentence) become an Acquiring Person solely by reason of share purchases by the Company or an Exempt Acquisition and shall, after such share purchases by the Company or Exempt Acquisition, become the Beneficial Owner of one or more additional shares of Common Stock (other than pursuant to (i) a dividend or distribution paid or made by the Company on the outstanding Common Stock in Common Stock, (ii) a split or subdivision of the outstanding Common Stock or (iii) an Exempt Acquisition), then such Person shall be deemed to be an “Acquiring Person” unless, upon becoming the Beneficial Owner of such additional Common Stock, such Person does not



Beneficially Own 4.9% (9.9% in the case of a Passive Investor or, in the case of the Icahn Group or any member of the Icahn Group, the applicable amount set forth in the paragraph below) or more of the Common Stock then outstanding .

Notwithstanding the foregoing, neither the Icahn Group nor any member of the Icahn Group shall be deemed to be or have become an “Acquiring Person” unless and until such time as the Icahn Group, any member of the Icahn Group or any of their respective Affiliates and Associates, after the first public announcement of this Plan, becomes the Beneficial Owner of, individually or in the aggregate, (a) solely during any period that the Cooperation Agreement remains in effect and the Icahn Ownership Event has not occurred, more than 24.9% of the shares of Common Stock then outstanding, or (b) following the termination or expiration of the Cooperation Agreement or the occurrence of the Icahn Ownership Event, more than the greater of (x) a number of shares of Common Stock equal to 4.9% of the shares of Common Stock then outstanding or (y) the number of shares Beneficially Owned by the Icahn Group at the time of such termination, expiration or occurrence (in which case, with respect to both clauses (a) and (b) of this paragraph, for the avoidance of doubt, the Icahn Group, each member of the Icahn Group and their respective Affiliates and Associates, individually and collectively, shall be treated as Acquiring Persons); provided, that, in any event, the Icahn Group, the members of the Icahn Group and each of their respective Affiliates and Associates, collectively, shall be deemed to be an Acquiring Person if, after the expiration or termination of the Cooperation Agreement or the occurrence of the Icahn Ownership Event, the Icahn Group, any member of the Icahn Group, or any of their respective Affiliates and Associates becomes the Beneficial Owner of one or more additional shares of Common Stock (other than pursuant to (i) a dividend or distribution paid or made by the Company on the outstanding Common Stock in Common Stock, (ii) a split or subdivision of the outstanding Common Stock or (iii) an Exempt Acquisition), unless upon acquiring such Beneficial Ownership, none of the Icahn Group, any member of the Icahn Group, or any of their Affiliates and Associates Beneficially Own, individually or in the aggregate, 4.9% or more of the Common Stock then outstanding.

Notwithstanding the foregoing, no Person shall be deemed to be or have become an “Acquiring Person” if (a) the Board determines in good faith that a Person who would otherwise be an “Acquiring Person,” as defined pursuant to the foregoing provisions of this Section 1.1, has become such inadvertently (including because such Person was unaware that it Beneficially Owned a percentage of Common Stock that would otherwise cause such Person to be an “Acquiring Person” or such Person was aware of the extent of its Beneficial Ownership of Common Stock but had no actual knowledge of the consequences of such Beneficial Ownership under this Plan), and (b) either (i) such Person divests as promptly as practicable (as determined, in good faith, by the Board) a sufficient number of shares of Common Stock so that such Person would no longer be an Acquiring Person, as defined pursuant to the foregoing provisions of this Section 1.1, or (ii) the Board determines such acquisition to be an “Exempt Acquisition” pursuant to Section 28 notwithstanding the failure to deliver an Exemption Request.

For all purposes of this Plan, any calculation of the number of shares of Common Stock outstanding at any particular time, including for purposes of determining the particular percentage of such outstanding Common Stock of which any Person is the Beneficial Owner, shall be made pursuant to and in accordance with Code Section 355 and the Treasury Regulations promulgated thereunder.

1.2 “Affiliate” and “Associate” shall have the respective meanings ascribed to such terms in Rule 12b-2 of the General Rules and Regulations under the Securities Exchange Act of 1934, as amended (the “Exchange Act”), as in effect on the date of this Plan.

1.3 “Annual Stockholder Meeting” shall mean the 2024 annual meeting of stockholders of the Company, or any adjournment thereof, duly held in accordance with the Amended and Restated Bylaws of the Company, as amended from time to time, the Certificate of Incorporation of the Company, as amended from time to time, and applicable law.

1.4 A Person shall be deemed the “Beneficial Owner” of and shall be deemed to “Beneficially Own” or have “Beneficial Ownership” of any securities:

1.4.1 which such Person Constructively Owns;

1.4.2 which such Person, directly or indirectly, has or shares the right to vote or dispose of, or otherwise has “beneficial ownership” of (as defined under Rule 13d-3 of the General Rules and Regulations under the Exchange Act); provided, however, that Beneficial Ownership arising solely as a result of any such Person’s participation in a “group” (within the meaning of Rule 13d-5(b) of the General Rules and Regulations under the Exchange Act) shall be determined under Section 1.4.3 of this Plan and not under this Section 1.4.2;

1.4.3 of which any other Person is the Beneficial Owner, if such Person (a) has any agreement, arrangement or understanding (whether or not in writing) with such other Person with respect to acquiring,

holding, voting or disposing of such securities of the Company or (b) is a member of a “coordinating group” within the meaning of Treasury Regulations Section 1.355-7(h)(4) that includes such other Person; provided, however, that a Person shall not be deemed the Beneficial Owner of, or to Beneficially Own, any security (i) if such Person has the right to vote such security pursuant to an agreement, arrangement or understanding (whether or not in writing) which (x) arises solely from a revocable proxy given to such Person in response to a public proxy or consent solicitation made pursuant to, and in accordance with, the applicable rules and regulations of the Exchange Act and (y) is not also then reportable on Schedule 13D or Schedule 13G under the Exchange Act (or any comparable or successor report), or (ii) if such beneficial ownership arises solely as a result of such Person’s status as a “clearing agency,” as defined in Section 3(a)(23) of the Exchange Act; provided, further, that nothing in this Section 1.4.3 shall cause a Person engaged in business as an underwriter of securities or member of a selling group to be the Beneficial Owner of, or to Beneficially Own, any securities acquired through such Person’s participation in good faith in an underwriting syndicate until the expiration of 40 calendar days after the date of such acquisition, and then only if such securities continue to be owned by such Person at the expiration of such 40 calendar days, or such later date as the Board may determine in any specific case; or

1.4.4 which such Person, directly or indirectly, has the Right to Acquire; provided, however, that a Person shall not be deemed the Beneficial Owner of, or to Beneficially Own (a) securities tendered pursuant to a tender or exchange offer made by or on behalf of such Person, until such tendered securities are accepted for purchase or exchange; (b) securities which such Person has a Right to Acquire upon the exercise of Rights at any time prior to the time that any Person becomes an Acquiring Person or (c) securities issuable upon the exercise of Rights from and after the time that any Person becomes an Acquiring Person if such Rights were acquired by such Person prior to the Distribution Date or pursuant to Section 3.1 or Section 22 (“Original Rights”) or pursuant to Section 11.9 or Section 11.15 with respect to an adjustment to Original Rights.

Notwithstanding anything herein to the contrary, to the extent not within the foregoing provisions of this Section 1.4, a Person shall be deemed the Beneficial Owner of, and shall be deemed to Beneficially Own, securities held by any other Person that such Person would be deemed to constructively own or that otherwise would be aggregated with securities owned by such Person pursuant to Code Section 355, or any successor provision or replacement provision and the Treasury Regulations thereunder.

No Person who is an officer, director or employee of an Exempt Person shall be deemed, solely by reason of such Person’s status or authority as such, to be the “Beneficial Owner” of, to have “Beneficial Ownership” of or to “Beneficially Own” any securities that are “Beneficially Owned” (as defined in this Section 1.4), including in a fiduciary capacity, by an Exempt Person or by any other such officer, director or employee of an Exempt Person.

1.5 “Business Day” shall mean any day other than a Saturday, Sunday, or a day on which banking institutions in the State of New York are authorized or obligated by law or executive order to close.

1.6 “close of business” on any given date shall mean 5:00 p.m., New York time, on such date; provided, however, that if such date is not a Business Day it shall mean 5:00 p.m., New York time, on the next succeeding Business Day.

1.7 “Code” shall mean the Internal Revenue Code of 1986, as amended.

1.8 “Cooperation Agreement” shall mean the Amended and Restated Cooperation Agreement, dated as of October 24, 2022, by and among the Icahn Group and the Company (as it may be amended, modified, supplemented and/or amended and restated in accordance with the terms thereof from time to time).

1.9 “Common Stock” when used with reference to the Company shall mean the Common Stock, par value \$1.00 per share, of the Company. “Common Stock” when used with reference to any Person other than the Company shall mean the capital stock with the greatest voting power, or the equity securities or other equity interest having power to control or direct the management of such other Person or, if such Person is a Subsidiary of another Person, the Person or Persons which ultimately control such first-mentioned Person, and which has issued and outstanding such capital stock, equity securities or equity interest.

1.10 “Constructive Ownership” or “Constructively Owns” means ownership of Common Stock by reason of the aggregation or attribution rules of Code Section 355(e)(4)(C) or treated as owned for purposes of Code Section 355(e) by application of any other rule of law or interpretation thereof.

1.11 “Distribution Date” shall mean the earlier of (a) the close of business on the tenth (10th) Business Day after the Stock Acquisition Date (or, if the tenth (10th) Business Day after the Stock Acquisition Date occurs

before the Record Date, the close of business on the Record Date) or (b) such date (or, if such date occurs before the Record Date, the close of business on the Record Date), if any, prior to such time as any Person becomes an Acquiring Person, as may be determined by the Board, after the date of the commencement (within the meaning of Rule 14d-2 promulgated under the Exchange Act) by any Person (other than any Exempt Person) of, or of the first public announcement of the intention of any Person (other than any Exempt Person) to commence, a tender or exchange offer the consummation of which would result in any Person (other than any Exempt Person) being or becoming an Acquiring Person.

1.12 “Exempt Acquisition” shall mean any increase in Beneficial Ownership by any holder of one or more additional shares of Common Stock, solely as a result of (a) equity granted to the officers, employees and members of the board of directors of the Company and any Subsidiary of the Company in their capacity as such officers, employees and directors, (b) the vesting of any equity compensation awards, options, warrants, rights or similar interests granted to any Person by the Company or any Subsidiary of the Company (including as a result of an adjustment to the number of shares of Common Stock represented by any such equity compensation award, option warrant, right, or similar interest pursuant to the terms thereof), or (c) any transaction deemed to be an “Exempt Acquisition” in accordance with Section 28.

1.13 “Exempt Person” shall mean (a) the Company or any Subsidiary of the Company, and (b) any Person deemed to be an “Exempt Person” in accordance with Section 28.

1.14 “Existing Holder” shall mean any Person who, immediately prior to the first public announcement of the adoption of this Plan, is the Beneficial Owner of 4.9% (9.9% in the case of a Passive Investor) or more of the Common Stock then outstanding.

1.15 “Icahn Group” shall mean collectively, (a) Carl C. Icahn, (b) Andrew Teno, (c) Beckton Corp., (d) Icahn Enterprises G.P. Inc., (e) Icahn Enterprises Holdings L.P., (f) IEP Utility Holdings LLC, (g) IPH GP LLC, (h) Icahn Capital LP, (i) Icahn Onshore LP, (j) Icahn Offshore LP, (k) Icahn Partners LP and (l) Icahn Partners Master Fund LP, all of whom together shall be treated as one Person; provided that each of the foregoing, individually, shall be a “member” of the Icahn Group.

1.16 “Icahn Ownership Event” shall be deemed to have occurred at such time as the Icahn Group, together with the Icahn Affiliates (as defined in the Cooperation Agreement), beneficially owns an aggregate Net Long Position (as defined in the Cooperation Agreement) of a number of Common Shares (as defined in the Cooperation Agreement) that is less than 50% of the Tender Offer Closing Amount (as defined in the Cooperation Agreement).

1.17 “Passive Investor” shall mean any Person who or which has reported and is entitled to report Beneficial Ownership of shares of Common Stock on Schedule 13G under the Exchange Act (or any comparable or successor report), but only so long as (a) such Person is eligible to report such ownership on Schedule 13G under the Exchange Act (or any comparable or successor report), (b) such Person has not reported and is not required to report such ownership on Schedule 13D under the Exchange Act (or any comparable or successor report) and such Person does not hold shares of Common Stock on behalf of any other Person who is required to report Beneficial Ownership of shares of Common Stock on such Schedule 13D, and (c) the Board does not know that such Person (or any group of Persons that includes such Person) intends to become a controlling shareholder within the meaning of Treasury Regulations Section 1.355-7(h)(3); provided, however, that if a formerly Passive Investor should report or become required to report Beneficial Ownership of shares of Common Stock on Schedule 13D, then that formerly Passive Investor will not be deemed to be or to have become an Acquiring Person if (i) at the time it reports or becomes required to report Beneficial Ownership of shares of Common Stock on Schedule 13D, that formerly Passive Investor has Beneficial Ownership of less than 4.9% of the shares of Common Stock then outstanding, or (ii) (x) it divests as promptly as practicable (but in any event not later than ten (10) days after becoming required to report on Schedule 13D) Beneficial Ownership of a sufficient number of shares of Common Stock so that it would no longer be an “Acquiring Person,” and (y) prior to reducing its Beneficial Ownership of shares of Common Stock then outstanding to below 4.9%, it does not increase its Beneficial Ownership of shares of Common Stock then outstanding (other than by reason of share purchases by the Company) above such Person’s lowest Beneficial Ownership of shares of Common Stock then outstanding at any time during such ten (10) day period.

1.18 “Person” shall mean any individual, partnership, joint venture, limited liability company, firm, corporation, unincorporated association or organization, trust or other entity.

1.19 “Right to Acquire” shall mean a legal, equitable or contractual right to acquire (whether directly or indirectly and whether exercisable immediately, or only after the passage of time, compliance with regulatory requirements, fulfillment of a condition or otherwise), pursuant to any agreement, arrangement or understanding,

whether or not in writing (excluding customary agreements entered into in good faith with and between an underwriter and selling group members in connection with a firm commitment underwriting registered under the Securities Act of 1933, as amended (the “Securities Act”), or upon the exercise of any option, warrant or right, through conversion of a security, pursuant to the power to revoke a trust, discretionary account or similar arrangement, pursuant to the power to terminate a repurchase or similar so-called “stock borrowing” agreement or arrangement, or pursuant to the automatic termination of a trust, discretionary account or similar arrangement.

1.20 “[Stock Acquisition Date](#)” shall mean the first date of public announcement (which, for purposes of this definition, shall include the filing of a report pursuant to Section 13(d) of the Exchange Act or pursuant to a comparable successor statute) by the Company or an Acquiring Person that an Acquiring Person has become such or that discloses information which reveals the existence of an Acquiring Person or such earlier date as a majority of the Board shall become aware of the existence of an Acquiring Person.

1.21 “[Stockholder Approval](#)” shall mean the approval of this Plan by the affirmative vote of a majority of the votes cast by holders of shares of Common Stock that are present in person or by proxy at the Annual Stockholder Meeting and entitled to vote on the proposal to approve this Plan.

1.22 “[Subsidiary](#)” of any Person shall mean any partnership, joint venture, limited liability company, firm, corporation, unincorporated association, trust or other entity of which a majority of the voting power of the voting equity securities or equity interests is owned, of record or beneficially, directly or indirectly, by such Person.

1.23 “[Treasury Regulations](#)” means the final and temporary regulations promulgated by the United States Department of the Treasury under the Code as amended or superseded from time to time.

1.24 “[Trigger Event](#)” shall be deemed to have occurred upon any Person becoming an Acquiring Person.

1.25 The following terms shall have the meanings defined for such terms in the Sections set forth below:

<b>Term</b>	<b>Section</b>
355 Ownership Change	Recitals
Adjustment Shares	11.1.2
Board	Recitals
Book Entry Shares	3.1
Common stock equivalent	11.1.3
Company	Preamble
Current per share market price	11.4.1
Current Value	11.1.3
Equivalent preferred stock	11.2
Equivalent Exchange Assets	27.3
Exchange Act	1.2
Exchange Consideration	27.1
Exemption Request	28
Expiration Date	7.1
NASDAQ	9.2
NYSE	9.2
Original Rights	1.3.2
Plan	Preamble
Principal Party	13.2
Purchase Price	4
Record Date	Recitals
Redemption Price	23.1
Requesting Person	28
Right	Recitals
Rights Certificate	3.1
Rights Agent	Preamble

Term	Section
Securities Act	1.11
Security	11.4.1
Series A Preferred	Recitals
Spin-Off Transaction	Recitals
Spread	11.1.3
Substitution Period	11.1.3
Summary of Rights	3.2
Tax-Free Status	Recitals
Trading Day	11.4.1
Trust	27.1
Trust Agreement	27.1

2. [Appointment of Rights Agent](#). The Company hereby appoints the Rights Agent to act as rights agent for the Company in accordance with the express terms and conditions hereof, and the Rights Agent hereby accepts such appointment. The Company may from time to time appoint such co-rights agents as it may deem necessary or desirable. In the event the Company appoints one or more co-rights agents, the respective duties of the Rights Agent and any such other rights agents shall be as the Company shall determine, and the Company will notify, in writing, the Rights Agent and any co-rights agents of any such respective duties. The Rights Agent shall have no duty to supervise, and shall in no event be liable for, the acts or omissions of any such co-rights agent.

### 3. [Issuance of Rights Certificates](#).

3.1 [Rights Evidenced by Stock Certificates](#). Until the Distribution Date, (a) the Rights (unless earlier expired, redeemed or terminated) will be evidenced (subject to the provisions of [Section 3.2](#)) by the certificates for Common Stock registered in the names of the holders thereof or, in the case of uncertificated Common Stock registered in book entry form ("[Book Entry Shares](#)"), by notation in book entry (which certificates for Common Stock and Book Entry Shares shall also be deemed to be Rights Certificates) and not by separate certificates, and (b) the Rights (and the right to receive certificates therefor) will be transferable only in connection with the transfer of the underlying Common Stock. As soon as practicable after the Distribution Date, the Company will prepare and execute, the Rights Agent will countersign (provided the Company makes available all necessary information and documents (with e-mail being sufficient) in a form reasonably satisfactory to the Rights Agent) and the Company (or, if requested by the Company, the Rights Agent) will send, by first-class, postage-prepaid mail, to each record holder of Common Stock as of the close of business on the Distribution Date (other than any Acquiring Person or any Affiliate or Associate of an Acquiring Person), at the address of such holder shown on the records of the Company or the transfer agent or registrar for the Common Stock, one or more certificates for Rights, in substantially the form of [Exhibit B](#) hereto (a "Rights Certificate"), evidencing one Right (subject to adjustment as provided herein) issued to holders of Common Stock for each share of Common Stock so held; provided, however, that notwithstanding anything to the contrary herein, the Company may choose to use book entry in lieu of physical certificates, in which case "Rights Certificates" shall be deemed to mean the uncertificated book entry representing the related Rights. As of the Distribution Date, the Rights will be evidenced solely by such Rights Certificates.

3.2 [Summary of Rights](#). As promptly as practicable following the date of this Plan, the Company shall make publicly available, at the expense of the Company, a copy of the Summary of Rights to Purchase Series A Preferred, in substantially the form attached hereto as [Exhibit C](#) (the "[Summary of Rights](#)"). With respect to certificates representing Common Stock and Book Entry Shares outstanding as of the close of business on the Record Date, until the Distribution Date (or the earlier Expiration Date), the Rights will be evidenced by such certificates for Common Stock registered in the names of the holders thereof or Book Entry Shares, as applicable, and the registered holders of the Common Stock shall also be registered holders of the associated Rights. Until the Distribution Date (or the earlier Expiration Date), the surrender for transfer of any certificate for Common Stock or Book Entry Shares outstanding at the close of business on the Record Date, with or without a copy of the Summary of Rights, shall also constitute the transfer of the Rights associated with such Common Stock.

3.3 [New Certificates and Uncertificated Shares After Record Date](#). Certificates for Common Stock that become outstanding (whether upon issuance out of authorized but unissued Common Stock, disposition out of treasury or transfer or exchange of outstanding Common Stock) after the Record Date but prior to the earlier of (x) the Distribution Date or (y) the Expiration Date, or in certain circumstances provided in [Section 22](#) hereof,



after the Distribution Date, shall have impressed, printed, stamped, written or otherwise affixed onto them a legend in substantially the following form:

This certificate also evidences and entitles the holder hereof to certain rights as set forth in a Tax-Free Spin Protection Plan between Southwest Gas Holdings, Inc. (the “Company”) and Equiniti Trust Company, LLC, as Rights Agent, dated as of November 5, 2023 (as the same may be amended from time to time, the “Plan”), the terms of which are hereby incorporated herein by reference and a copy of which is on file at the principal executive offices of the Company. Under certain circumstances, as set forth in the Plan, such Rights (as defined in the Plan) will be evidenced by separate certificates and will no longer be evidenced by this certificate. The Company will mail to the holder of this certificate a copy of the Plan without charge after receipt of a written request therefor. ***As described in the Plan, Rights which are owned by, transferred to or have been owned by Acquiring Persons (as defined in the Plan) or any Affiliate or Associate (as defined in the Plan) of any Acquiring Person shall become null and void and will no longer be transferable.***

With respect to any Book Entry Shares, such legend shall be included in a notice to the record holder of such shares in accordance with applicable law. In the event that the Company purchases or otherwise acquires any Common Stock after the Record Date but prior to the Distribution Date, any Rights associated with such Common Stock shall be deemed canceled and retired so that the Company shall not be entitled to exercise any Rights associated with the Common Stock that are no longer outstanding.

Notwithstanding this Section 3.3, neither the omission of the legend required hereby, nor the failure to provide the notice thereof, shall affect the enforceability of any part of this Plan or the rights of any holder of the Rights.

Notwithstanding anything to the contrary contained in this Plan, shares of Common Stock, shares of Series A Preferred and Rights (and any securities issuable on their exercise) may be issued, evidenced and transferred by book-entry and not represented by physical certificates. Where shares of Common Stock, shares of Series A Preferred and Rights (and any securities issuable on their exercise) are held in uncertificated form, they shall be held subject to the terms and conditions of this Plan applicable to certificated shares or Rights, and the Company and the Rights Agent shall cooperate in all respects to give effect to the intent of the provisions contained herein.

4. Form of Rights Certificates. The Rights Certificates (and the forms of election to purchase shares and assignment, including the certifications therein, to be printed on the reverse thereof) shall each be substantially in the form set forth in Exhibit B hereto and may have such marks of identification or designation and such legends, summaries or endorsements printed thereon as the Company may deem appropriate and as are not inconsistent with the provisions of this Plan, or as may be required to comply with any applicable law or with any rule or regulation made pursuant thereto or with any rule or regulation of any stock exchange or trading system on which the Rights may from time to time be listed or quoted, or to conform to usage. Subject to the terms and conditions hereof, the Rights Certificates, whenever issued, shall be dated as of the Record Date, and shall show the date of countersignature by the Rights Agent, and on their face shall entitle the holders thereof to purchase such number of one ten-thousandths of a share of Series A Preferred as shall be set forth therein at the price per one ten-thousandth of a share of Series A Preferred set forth therein (the “Purchase Price”), but the number of such one ten-thousandths of a share of Series A Preferred and the Purchase Price shall be subject to adjustment as provided herein.

5. Countersignature and Registration. The Rights Certificates (a) shall be executed on behalf of the Company by the Chairman of the Board of Directors (or such other person that is elected to such office from time to time), Chief Executive Officer, President or any Vice President of the Company, either manually, by facsimile signature or other recorded electronic form; (b) shall have affixed thereto the Company’s seal (if any) or a facsimile thereof; and (c) shall be attested by the Corporate Secretary of the Company or by such officers as the Board may designate, either manually, by facsimile signature or other recorded electronic form. The Rights Certificates shall be countersigned, either manually, by facsimile signature or other recorded electronic form, by an authorized signatory of the Rights Agent, but it shall not be necessary for the same signatory to countersign all of the Rights Certificates hereunder. No Rights Certificate shall be valid for any purpose unless so countersigned. In case any officer of the Company who shall have signed any of the Rights Certificates shall cease to be such officer of the Company before countersignature by the Rights Agent and issuance and delivery by the Company, such Rights Certificates, nevertheless, may be countersigned by the Rights Agent, and issued and delivered by the Company with the same force and effect as though the Person who signed such Rights Certificates had not ceased to be such officer of the Company; and any Rights Certificate may be signed on behalf of the Company by any Person who, at the actual date of the execution of such Rights Certificate, shall be a proper officer of the Company to sign such Rights Certificate, although at the date of the execution of this Plan any such Person was not such an officer.

Following the Distribution Date, the Rights Agent will keep or cause to be kept, at its principal office, books for registration and transfer of the Rights Certificates issued hereunder. Such books shall show the names and

addresses of the respective holders of the Rights Certificates, the number of Rights evidenced on its face by each of the Rights Certificates, the certificate number of each of the Rights Certificates and the date of each of the Rights Certificates.

6. Transfer, Split Up, Combination and Exchange of Rights Certificates; Mutilated, Destroyed, Lost or Stolen Rights Certificates. Subject to the provisions of this Plan, including, but not limited to, Section 11.1.2 and Section 14, at any time after the close of business on the Distribution Date, and at or prior to the close of business on the Expiration Date, any Rights Certificate or Rights Certificates (other than Rights Certificates representing Rights that have become null and void pursuant to Section 11.1.2 or that have been exchanged pursuant to Section 27) may be transferred, split up, combined or exchanged for another Rights Certificate or Rights Certificates, entitling the registered holder to purchase a like number of one ten-thousandths of a share of Series A Preferred as the Rights Certificate or Rights Certificates surrendered then entitled such holder to purchase. Any registered holder desiring to transfer, split up, combine or exchange any Rights Certificate shall make such request in writing delivered to the Rights Agent, and shall surrender, together with any required form of assignment and certificate duly executed and properly completed, the Rights Certificate or Rights Certificates to be transferred, split up, combined or exchanged at the office of the Rights Agent designated for such purpose, along with such other and further documentation as the Company or the Rights Agent may reasonably request. Neither the Rights Agent nor the Company shall be obligated to take any action whatsoever with respect to the transfer of any such surrendered Rights Certificate or Rights Certificates until the registered holder shall have (a) properly completed and duly executed the certificate contained in the form of assignment on the reverse side of such Rights Certificate or Rights Certificates and shall have provided such additional evidence of the identity of the Beneficial Owner (or former Beneficial Owner) thereof or any Affiliate or Associate of such registered holder or such Beneficial Owner (or such former Beneficial Owner), in each case, as the Company or the Rights Agent shall reasonably request and (b) paid a sum sufficient to cover any tax or charge that may be imposed in connection with any such transfer. Thereupon, the Rights Agent shall, subject to the provisions of this Plan, countersign and deliver to the Person entitled thereto a Rights Certificate or Rights Certificates, as the case may be, as so requested. The Company or the Rights Agent may require payment from the holders of Rights Certificates of a sum sufficient to cover any tax or charge that may be imposed in connection with any transfer, split up, combination or exchange of such Rights Certificates.

Subject to the provisions of Section 11.1.2, at any time after the Distribution Date and prior to the Expiration Date, upon receipt by the Company and the Rights Agent of evidence reasonably satisfactory to them of the loss, theft, destruction or mutilation of a Rights Certificate, and, in case of loss, theft or destruction, of indemnity or security reasonably satisfactory to them, and, at the Company's request, reimbursement to the Company and the Rights Agent of all reasonable expenses incidental thereto, and upon surrender to the Rights Agent and cancellation of the Rights Certificate if mutilated, the Company will make and deliver a new Rights Certificate of like tenor to the Rights Agent for countersignature and delivery to the registered owner in lieu of the Rights Certificate so lost, stolen, destroyed or mutilated.

7. Exercise of Rights; Purchase Price; Expiration Date of Rights.

7.1 Exercise of Rights. Except as otherwise provided herein, the registered holder of any Rights Certificate may exercise the Rights evidenced thereby in whole or in part at any time after the Distribution Date upon surrender of the Rights Certificate, with the form of election to purchase and certification on the reverse side thereof properly completed and duly executed, to the Rights Agent at the office of the Rights Agent designated for such purpose, together with payment of the aggregate Purchase Price for the total number of one ten-thousandths of a share of Series A Preferred (or other securities, cash or other assets) as to which the Rights are exercised, at or prior to the time (the "Expiration Date") that is the earliest of (a) the close of business on the date that is two (2) years after the date on which the Spin-Off Transaction is consummated, (b) the close of business on the date on which the Board determines to no longer pursue the Spin-Off Transaction or that the Spin-Off Transaction will not be consummated with Tax-Free Status, (c) the time at which the Rights are redeemed as provided in Section 23, (d) the time at which the Rights are exchanged as provided in Section 27, (e) the close of business on the first (1<sup>st</sup>) Business Day following the certification of the voting results of the Annual Stockholder Meeting, if at such meeting the Stockholder Approval has not been obtained, (f) the close of business on the day that is 270 days after the date of this Plan, if the Stockholder Approval has not been obtained by such date and only if as of such date the Cooperation Agreement remains in effect and the Icahn Ownership Event has not occurred, or (g) the time at which the Board determines that there is no longer a risk of a 355 Ownership Change occurring or that a 355 Ownership Change would not in any material respect adversely impact or otherwise impair the Tax-Free Status.

7.2 Purchase. The Purchase Price for each one ten-thousandth of a share of Series A Preferred pursuant to the exercise of a Right shall be initially \$300.00, shall be subject to adjustment from time to time as provided in Sections 11, 13 and 26 and shall be payable in lawful money of the United States of America in accordance with Section 7.3.

7.3 [Payment Procedures](#). Except as otherwise provided herein, upon receipt of a Rights Certificate representing exercisable Rights, with the form of election to purchase and certification properly completed and duly executed, accompanied by payment of the aggregate Purchase Price for the total number of one ten-thousandths of a share of Series A Preferred to be purchased and an amount equal to any applicable tax or charge required to be paid by the holder of such Rights Certificate in accordance with [Section 9](#), in cash or by certified or cashier's check or money order payable to the order of the Company, the Rights Agent shall thereupon promptly (a)(i) requisition from any transfer agent of the Series A Preferred (or make available, if the Rights Agent is the transfer agent) certificates for the number of shares of Series A Preferred to be purchased and the Company hereby irrevocably authorizes its transfer agent to comply with all such requests, or (ii) if the Company shall have elected to deposit the total number of shares of Series A Preferred issuable upon exercise of the Rights hereunder with a depository agent, requisition from such depository agent depository receipts representing interests in such number of one ten-thousandths of a share of Series A Preferred as are to be purchased (in which case certificates for the Series A Preferred represented by such receipts shall be deposited by the transfer agent with such depository agent) and the Company hereby directs such depository agent to comply with all such requests; (b) when appropriate, requisition from the Company the amount of cash to be paid in lieu of the issuance of fractional shares in accordance with [Section 14](#) or otherwise in accordance with [Section 11.1.3](#); (c) promptly after receipt of such certificates or depository receipts, cause the same to be delivered to the registered holder of such Rights Certificate, or upon the order of the registered holder of such Rights Certificate, registered in such name or names as may be designated by such holder; and (d) when appropriate, after receipt, promptly deliver such cash to the registered holder of such Rights Certificate, or upon the order of the registered holder of such Rights Certificate, to such other Person as designated by such holder. In the event that the Company is obligated to issue other securities of the Company, pay cash and/or distribute other property pursuant to [Section 11.1.3](#), the Company will make all arrangements necessary so that such other securities, cash and/or other property are available for distribution by the Rights Agent, if and when appropriate.

7.4 [Partial Exercise](#). In case the registered holder of any Rights Certificate shall exercise less than all the Rights evidenced thereby, a new Rights Certificate evidencing Rights equivalent to the Rights remaining unexercised shall be issued by the Rights Agent and delivered to the registered holder of such Rights Certificate or to his or her duly authorized assigns, subject to the provisions of [Section 14](#).

7.5 [Full Information Concerning Ownership](#). Notwithstanding anything in this Plan to the contrary, neither the Rights Agent nor the Company shall be obligated to undertake any action with respect to a registered holder of Rights upon the occurrence of any purported transfer or exercise of Rights pursuant to [Section 6](#) or as set forth in this [Section 7](#) unless the certification contained in the form of election to purchase set forth on the reverse side of the Rights Certificate surrendered for such exercise shall have been properly completed and duly executed by the registered holder thereof and the Company and the Rights Agent shall have been provided with such additional evidence of the identity of the Beneficial Owner (or former Beneficial Owner) thereof or any Affiliate or Associate of such registered holder or such Beneficial Owner (or such former Beneficial Owner), in each case, as the Company or the Rights Agent shall reasonably request.

8. [Cancellation and Destruction of Rights Certificates](#). All Rights Certificates surrendered for the purpose of exercise, transfer, split up, combination or exchange shall, if surrendered to the Company or to any of its agents, be delivered to the Rights Agent for cancellation or in canceled form, or, if surrendered to the Rights Agent, shall be canceled by it, and no Rights Certificates shall be issued in lieu thereof except as expressly permitted by any of the provisions of this Plan. The Company shall deliver to the Rights Agent for cancellation and retirement, and the Rights Agent shall so cancel and retire, any other Rights Certificate purchased or acquired by the Company otherwise than upon the exercise thereof. Subject to applicable law and regulation, the Rights Agent shall maintain in a retrievable database electronic records or physical records of all cancelled or destroyed Rights Certificates which have been cancelled or destroyed by the Rights Agent. The Rights Agent shall maintain such electronic records or physical records for the time period required by applicable law and regulation. Upon written request of the Company (and at the expense of the Company), the Rights Agent shall provide to the Company or its designee copies of such electronic records or physical records relating to Rights Certificates cancelled or destroyed by the Rights Agent.

9. [Reservation and Availability of Capital Stock](#).

9.1 The Company covenants and agrees that it will cause to be reserved and kept available out of its authorized and unissued Series A Preferred (and, following the occurrence of a Trigger Event, out of its authorized and unissued Common Stock or other securities or out of its shares held in its treasury) the number of shares of Series A Preferred (and, following the occurrence of a Trigger Event, Common Stock and/or other securities) that will be sufficient to permit the exercise in full of all outstanding Rights.



9.2 So long as the Series A Preferred (and, following the occurrence of a Trigger Event, Common Stock and/or other securities) issuable upon the exercise of Rights may be listed on the New York Stock Exchange (the “NYSE”), Nasdaq Global Market (“NASDAQ”) or any other national securities exchange or traded in the over-the-counter market, the Company shall use its best efforts to cause, from and after such time as the Rights become exercisable, all shares reserved for such issuance to be listed or admitted to trading on the NYSE, NASDAQ and/or such other exchange or market, upon official notice of issuance and delivery of any other required documentation upon such exercise.

9.3 The Company covenants and agrees that it will take all such action as may be necessary to ensure that all Series A Preferred (and, following the occurrence of a Trigger Event, Common Stock and/or other securities) delivered upon exercise of Rights shall, at the time of delivery of the certificates for such shares (subject to payment of the Purchase Price), be duly and validly authorized and issued and fully paid and nonassessable shares.

9.4 From and after such time as the Rights become exercisable, the Company shall use its best efforts, if then necessary, to permit the issuance of Series A Preferred or other securities upon the exercise of Rights, to register and qualify such Series A Preferred or other securities under the Securities Act and any applicable state securities or “Blue Sky” laws (to the extent exemptions therefrom are not available), cause such registration statement and qualifications to become effective as soon as possible after such filing and keep such registration and qualifications effective until the earlier of the date as of which the Rights are no longer exercisable for such securities and the Expiration Date. The Company may temporarily suspend, from time to time for a period of time not to exceed one hundred twenty (120) days in any particular instance, the exercisability of the Rights in order to prepare and file a registration statement under the Securities Act and permit it to become effective or in order to prepare and file any supplement or amendment to such registration statement or filings that the Board determines to be necessary and appropriate under applicable law. Upon any such suspension, the Company shall issue a public announcement stating that the exercisability of the Rights has been temporarily suspended, as well as a public announcement at such time as the suspension is no longer in effect. Notwithstanding any provision of this Plan to the contrary, the Rights shall not be exercisable in any jurisdiction unless the requisite qualification or exemption in such jurisdiction shall have been obtained and until a registration statement under the Securities Act (if required) shall have been declared effective.

9.5 The Company further covenants and agrees that it will pay when due and payable any and all taxes and charges which may be payable in respect of the issuance or delivery of the Rights Certificates or of any Series A Preferred (or Common Stock and/or other securities, as the case may be) upon the exercise of Rights. The Company shall not, however, be required to pay any tax or charge which may be payable in respect of any transfer or delivery of Rights Certificates to a Person other than, or the issuance or delivery of certificates for the Series A Preferred (or Common Stock and/or other securities, as the case may be) in a name other than that of, the registered holder of the Rights Certificate evidencing Rights surrendered for exercise or to issue or deliver any certificates for Series A Preferred (or Common Stock and/or other securities, as the case may be) in a name other than that of the registered holder upon the exercise of any Rights until any such tax or charge shall have been paid (any such tax or charge being payable by the registered holder of such Rights Certificate at the time of surrender) or until it has been established to the Company’s satisfaction that no such tax or charge is due.

10. [Series A Preferred Record Date](#). Each Person in whose name any certificate for Series A Preferred (or Common Stock and/or other securities, as the case may be) is issued upon the exercise of Rights shall for all purposes be deemed to have become the holder of record of the Series A Preferred (or Common Stock and/or other securities, as the case may be) represented thereby on, and such certificate shall be dated, the date upon which the Rights Certificate evidencing such Rights was duly surrendered and payment of the Purchase Price (and any applicable taxes or charges) was duly made; provided, however, that if the date of such surrender and payment is a date upon which the Series A Preferred (or Common Stock and/or other securities, as the case may be) transfer books of the Company are closed, such Person shall be deemed to have become the record holder of such shares (fractional or otherwise) on, and such certificate shall be dated, the next succeeding Business Day on which the Series A Preferred (or Common Stock and/or other securities, as the case may be) transfer books of the Company are open. Prior to the exercise of the Rights evidenced thereby (or an exchange pursuant to [Section 27](#)), the holder of a Rights Certificate shall not be entitled to any rights of a holder of Series A Preferred (or Common Stock or other securities, as the case may be) for which the Rights shall be exercisable, including the right to vote or to receive dividends or other distributions, and shall not be entitled to receive any notice of any proceedings of the Company, except as provided herein.

11. [Adjustment of Purchase Price, Number of Shares or Number of Rights](#). The Purchase Price, the number of shares of Series A Preferred or other securities or property purchasable upon exercise of each Right and the number of Rights outstanding are subject to adjustment from time to time as provided in this [Section 11](#).

## 11.1 Post-Execution Events.

11.1.1 Corporate Dividends, Reclassifications, Etc. In the event the Company shall, at any time after the date of this Plan, (a) declare and pay a dividend on the Series A Preferred payable in Series A Preferred, (b) subdivide the outstanding Series A Preferred, (c) combine the outstanding Series A Preferred into a smaller number of shares of Series A Preferred or (d) issue any shares of its capital stock in a reclassification of the Series A Preferred (including any such reclassification in connection with a consolidation or merger in which the Company is the continuing or surviving corporation), except as otherwise provided in this Section 11.1.1, the Purchase Price in effect at the time of the record date for such dividend or of the effective date of such subdivision, combination or reclassification, and the number and kind of shares of capital stock issuable on such date, shall be proportionately adjusted so that the holder of any Right exercised after such time shall be entitled to receive the aggregate number and kind of shares of capital stock which, if such Right had been exercised immediately prior to such date and at a time when the Series A Preferred transfer books of the Company were open, such holder would have owned upon such exercise and been entitled to receive by virtue of such dividend, subdivision, combination or reclassification; provided, however, that in no event shall the consideration to be paid upon the exercise of one Right be less than the aggregate par value of the shares of capital stock of the Company issuable upon exercise of one Right. If an event occurs which would require an adjustment under both Section 11.1.1 and Section 11.1.2, the adjustment provided for in this Section 11.1.1 shall be in addition to, and shall be made prior to, the adjustment required pursuant to, Section 11.1.2.

11.1.2 Acquiring Person Events; Trigger Events. Subject to Section 27, in the event that a Trigger Event occurs, then, from and after the first occurrence of such event, each holder of a Right, except as provided below, shall thereafter have a right to receive, upon exercise thereof at a price per Right equal to the then-current Purchase Price multiplied by the number of one ten-thousandths of a share of Series A Preferred for which a Right is then exercisable (without giving effect to this Section 11.1.2), in accordance with the terms of this Plan and in lieu of Series A Preferred, such number of shares of Common Stock as shall equal the result obtained by (x) multiplying the then-current Purchase Price by the number of one ten-thousandths of a share of Series A Preferred for which a Right is then exercisable (without giving effect to this Section 11.1.2) and (y) dividing that product by 50% of the then-current per share market price of the Common Stock (determined pursuant to Section 11.4) on the first of the date of the occurrence of, or the date of the first public announcement of, a Trigger Event (such number of shares being referred to as, the "Adjustment Shares"); provided that the Purchase Price and the number of Adjustment Shares shall thereafter be subject to further adjustment as appropriate in accordance with Section 11.6. Notwithstanding the foregoing, upon and after the occurrence of a Trigger Event, any Rights that are or were acquired or Beneficially Owned by (i) any Acquiring Person or any Affiliate or Associate of an Acquiring Person, (ii) a transferee of any Acquiring Person (or any Affiliate or Associate of an Acquiring Person) who becomes a transferee after the Acquiring Person becomes such, or (iii) a transferee of any Acquiring Person (or any Affiliate or Associate of an Acquiring Person) who becomes a transferee prior to or concurrently with the Acquiring Person becoming such and receives such Rights pursuant to either (A) a transfer (whether or not for consideration) from the Acquiring Person to holders of equity interests in such Acquiring Person or to any Person with whom the Acquiring Person has any continuing agreement, arrangement or understanding regarding the transferred Rights or (B) a transfer which the Board has determined is part of a plan, arrangement or understanding which has as a primary purpose or effect avoidance of this Section 11.1.2, and subsequent transferees, shall become null and void without any further action, and any holder (whether or not such holder is an Acquiring Person or an Affiliate or Associate of an Acquiring Person) of such Rights shall thereafter have no right to exercise such Rights under any provision of this Plan or otherwise. From and after the Trigger Event, no Rights Certificate shall be issued pursuant to Section 3 or Section 6 that represents Rights that are or have become null and void pursuant to the provisions of this paragraph, and any Rights Certificate delivered to the Rights Agent that represents Rights that are or have become null and void pursuant to the provisions of this paragraph shall be canceled.

The Company shall use all reasonable efforts to ensure that the provisions of this Section 11.1.2 are complied with, but shall have no liability to any holder of Rights Certificates or any other Person as a result of its failure to make any determinations with respect to any Acquiring Person or any Affiliate or Associate of an Acquiring Person or transferees hereunder.

From and after the occurrence of an event specified in Section 13.1, any Rights that theretofore have not been exercised pursuant to this Section 11.1.2 shall thereafter be exercisable only in accordance with Section 13 and not pursuant to this Section 11.1.2.

11.1.3 **Insufficient Shares.** The Company may at its option substitute for Common Stock issuable upon the exercise of Rights in accordance with the foregoing Section 11.1.2 a number of shares of Series A Preferred or fraction thereof such that the then-current per share market price of one share of Series A Preferred multiplied by such number or fraction is equal to the then-current per share market price of one share of Common Stock. In the event that upon the occurrence of a Trigger Event there shall not be sufficient Common Stock authorized but unissued, or held by the Company as treasury shares (or, if the Company shall have determined to substitute shares or fractions of shares of Series A Preferred for shares of Common Stock pursuant to the preceding sentence, sufficient Series A Preferred), to permit the exercise in full of the Rights in accordance with the foregoing Section 11.1.2, the Company shall take all such action as may be necessary to authorize additional Common Stock for issuance upon exercise of the Rights, provided, however, that if the Company determines that it is unable to cause the authorization of a sufficient number of additional shares of Common Stock, then, in the event the Rights become exercisable, the Company, with respect to each Right and to the extent necessary and permitted by applicable law and any agreements or instruments in effect on the date hereof to which it is a party, shall: (a) determine the excess of (i) the value of the Adjustment Shares issuable upon the exercise of a Right (the “Current Value”), over (ii) the Purchase Price (such excess, the “Spread”) and (b) with respect to each Right (other than Rights which have become null and void pursuant to Section 11.1.2), make adequate provision to substitute for the Adjustment Shares, upon payment of the applicable Purchase Price, (i) cash, (ii) a reduction in the Purchase Price, (iii) Series A Preferred, (iv) other equity securities of the Company (including shares, or fractions of shares, of preferred stock which, by virtue of having dividend, voting and liquidation rights substantially comparable to those of the Common Stock, the Board has deemed in good faith to have substantially the same value as the Common Stock) (each such Series A Preferred Stock, other preferred stock, other equity securities and fractions thereof constituting a “common stock equivalent”), (v) debt securities of the Company, (vi) other assets or (vii) any combination of the foregoing having an aggregate value equal to the Current Value, where such aggregate value has been determined by the Board based upon the advice of a nationally recognized investment banking firm selected in good faith by the Board; provided, however, that if the Company shall not have made adequate provision to deliver value pursuant to clause (b) above within thirty (30) days following the occurrence of a Trigger Event, then the Company shall be obligated to deliver, to the extent necessary and permitted by applicable law and any agreements or instruments in effect on the date hereof to which it is a party, upon the surrender for exercise of a Right and without requiring payment of the Purchase Price, Common Stock (to the extent available) and then, if necessary, such number or fractions of Series A Preferred (to the extent available) and then, if necessary, cash, which shares and/or cash have an aggregate value equal to the Spread. If, upon the occurrence of a Trigger Event, the Board shall determine in good faith that it is likely that sufficient additional shares of Common Stock could be authorized for issuance upon exercise in full of the Rights, then, if the Board so elects, the thirty (30) day period set forth above may be extended to the extent necessary, but not more than one hundred twenty (120) days following the occurrence of a Trigger Event, in order that the Company may seek stockholder approval for the authorization of such additional shares (such thirty (30) day period, as it may be extended, is herein called the “Substitution Period”). To the extent that the Company determines that some actions need be taken pursuant to the second and/or third sentences of this Section 11.1.3, the Company (x) shall provide that such action shall apply uniformly to all outstanding Rights, and (y) may suspend the exercisability of the Rights until the expiration of the Substitution Period in order to seek any authorization of additional shares and/or to decide the appropriate form of distribution to be made pursuant to such second sentence and to determine the value thereof. In the event of any such suspension, the Company shall issue a public announcement stating that the exercisability of the Rights has been temporarily suspended as well as a public announcement at such time as the suspension is no longer in effect. For purposes of this Section 11.1.3, the value of a share of Common Stock shall be the then-current per share market price (as determined pursuant to Section 11.4) on the date of the occurrence of a Trigger Event and the value of any “common stock equivalent” shall be deemed to have the same value as the Common Stock on such date. The Board may, but shall not be required to, establish procedures to allocate the right to receive Common Stock upon the exercise of the Rights among holders of Rights pursuant to this Section 11.1.3.

11.2 **Dilutive Rights Offering.** In case the Company shall fix a record date for the issuance of rights, options or warrants to all holders of Series A Preferred entitling them (for a period expiring within forty-five (45) calendar days after such record date) to subscribe for or purchase Series A Preferred (or securities having the same rights, privileges and preferences as the Series A Preferred (“equivalent preferred stock”)) or securities convertible into Series A Preferred or equivalent preferred stock at a price per share of Series A Preferred or per share of equivalent preferred stock (or having a conversion or exercise price per share, if a security convertible into or exercisable for Series A Preferred or equivalent preferred stock) less than the then-current per share market price

of the Series A Preferred (as determined pursuant to [Section 11.4](#)) on such record date, the Purchase Price to be in effect after such record date shall be determined by multiplying the Purchase Price in effect immediately prior to such record date by a fraction, the numerator of which shall be the number of shares of Series A Preferred and shares of equivalent preferred stock outstanding on such record date plus the number of shares of Series A Preferred and shares of equivalent preferred stock which the aggregate offering price of the total number of shares of Series A Preferred and/or shares of equivalent preferred stock to be offered (and/or the aggregate initial conversion price of the convertible securities so to be offered) would purchase at such then-current per share market price and the denominator of which shall be the number of shares of Series A Preferred and shares of equivalent preferred stock outstanding on such record date plus the number of additional Series A Preferred and/or shares of equivalent preferred stock to be offered for subscription or purchase (or into which the convertible securities so to be offered are initially convertible); provided, however, that in no event shall the consideration to be paid upon the exercise of one Right be less than the aggregate par value of the shares of capital stock of the Company issuable upon exercise of one Right. In case such subscription price may be paid in a consideration part or all of which shall be in a form other than cash, the value of such consideration shall be as determined in good faith by the Board, whose determination shall be described in a statement filed with the Rights Agent and shall be binding on the Rights Agent and the holders of the Rights. Series A Preferred and shares of equivalent preferred stock owned by or held for the account of the Company or any Subsidiary of the Company shall not be deemed outstanding for the purpose of any such computation. Such adjustments shall be made successively whenever such a record date is fixed; and in the event that such rights, options or warrants are not so issued, the Purchase Price shall be adjusted to be the Purchase Price which would then be in effect if such record date had not been fixed.

**11.3 [Distributions.](#)** In case the Company shall fix a record date for the making of a distribution to all holders of the Series A Preferred (including any such distribution made in connection with a consolidation or merger in which the Company is the continuing or surviving corporation) of evidences of indebtedness, cash, securities or assets or convertible securities, or subscription rights or warrants (excluding those referred to in [Section 11.2](#)), the Purchase Price to be in effect after such record date shall be determined by multiplying the Purchase Price in effect immediately prior to such record date by a fraction, the numerator of which shall be the then-current per share market price of the Series A Preferred (as determined pursuant to [Section 11.4](#)) on such record date, less the fair market value (as determined in good faith by the Board, whose determination shall be described in a statement filed with the Rights Agent and shall be binding on the Rights Agent) of the portion of the cash, assets, securities or evidences of indebtedness so to be distributed or of such subscription rights or warrants applicable to one share of Series A Preferred and the denominator of which shall be such then-current per share market price of the Series A Preferred (as determined pursuant to [Section 11.4](#)); provided, however, that in no event shall the consideration to be paid upon the exercise of one Right be less than the aggregate par value of the shares of capital stock of the Company to be issued upon exercise of one Right. Such adjustments shall be made successively whenever such a record date is fixed; and in the event that such distribution is not so made, the Purchase Price shall again be adjusted to be the Purchase Price that would then be in effect if such record date had not been fixed.

**11.4 [Current Per Share Market Value.](#)**

**11.4.1 [General.](#)** For the purpose of any computation hereunder, the “current per share market price” of any security (a “[Security](#)” for the purpose of this [Section 11.4.1](#)) on any date shall be deemed to be the average of the daily closing prices per share of such [Security](#) for the thirty (30) consecutive Trading Days immediately prior to, but not including, such date; provided, however, that in the event that the then-current per share market price of the [Security](#) is determined during any period following the announcement by the issuer of such [Security](#) of (a) a dividend or distribution on such [Security](#) payable in shares of such [Security](#) or securities convertible into such shares or (b) any subdivision, combination or reclassification of such [Security](#), and prior to the expiration of thirty (30) Trading Days after the ex-dividend date for such dividend or distribution, or the record date for such subdivision, combination or reclassification, then, and in each such case, the “current per share market price” shall be appropriately adjusted to take into account such event. The closing price for each day shall be the last sale price, regular way, or, in case no such sale takes place on such day, the average of the closing bid and asked prices, regular way, in either case as reported in the principal consolidated transaction reporting system with respect to securities listed or admitted to trading on the NYSE or NASDAQ or, if the [Security](#) is not listed or admitted to trading on the NYSE or NASDAQ, as reported in the principal consolidated transaction reporting system with respect to securities listed on the principal national securities exchange on which the [Security](#) is listed or admitted to trading or, if the [Security](#) is not listed or admitted to trading on any national securities exchange, the last quoted price or, if on such date the [Security](#) is not so quoted, the average of the high bid and low asked prices in the over-the-counter market, as reported thereby or such other system then in use, or, if on any such date the [Security](#) is not quoted by any such organization, the average of the closing bid and asked prices as furnished by a professional market maker making a market in the [Security](#) selected by the Board. The term



“Trading Day” shall mean a day on which the principal national securities exchange on which the Security is listed or admitted to trading is open for the transaction of business or, if the Security is not listed or admitted to trading on any national securities exchange, a Business Day. If the Security is not publicly held or not so listed or traded, or if on any such date the Security is not so quoted and no such market maker is making a market in the Security, “current per share market price” shall mean the fair value per share as determined in good faith by the Board, whose determination shall be described in a statement filed with the Rights Agent and shall be conclusive for all purposes.

11.4.2 Series A Preferred. Notwithstanding Section 11.4.1, for the purpose of any computation hereunder, the “current per share market price” of the Series A Preferred shall be determined in the same manner as set forth above in Section 11.4.1 (other than the last sentence thereof). If the then-current per share market price of the Series A Preferred cannot be determined in the manner described in Section 11.4.1, the “current per share market price” of the Series A Preferred shall be conclusively deemed to be an amount equal to 10,000 (as such number may be appropriately adjusted for such events as stock splits, stock dividends and recapitalizations with respect to the Common Stock occurring after the date of this Plan) multiplied by the then-current per share market price of the Common Stock (as determined pursuant to Section 11.4.1). If neither the Common Stock nor the Series A Preferred are publicly held or so listed or traded, or if on any such date neither the Common Stock nor the Series A Preferred are so quoted and no such market maker is making a market in either the Common Stock or the Series A Preferred, “current per share market price” of the Series A Preferred shall mean the fair value per share as determined in good faith by the Board, which determination shall be described in a statement filed with the Rights Agent and shall be conclusive for all purposes. For purposes of this Plan, the “current per share market price” of one ten-thousandth of a share of Series A Preferred shall be equal to the “current per share market price” of one share of Series A Preferred divided by 10,000.

11.5 Insignificant Changes. No adjustment in the Purchase Price shall be required unless such adjustment would require an increase or decrease of at least 1% in the Purchase Price. Any adjustments which by reason of this Section 11.5 are not required to be made shall be carried forward and taken into account in any subsequent adjustment. All calculations under this Section 11 shall be made to the nearest cent or to the nearest one ten-millionth of a share of Series A Preferred or the nearest one one-thousandth of a share of Common Stock or other share or security, as the case may be.

11.6 Shares Other Than Series A Preferred. If as a result of an adjustment made pursuant to Section 11.1, the holder of any Right thereafter exercised shall become entitled to receive any shares of capital stock of the Company other than Series A Preferred, thereafter the number of such other shares so receivable upon exercise of any Right shall be subject to adjustment from time to time in a manner and on terms as nearly equivalent as practicable to the provisions with respect to the Series A Preferred contained in Sections 11.1, 11.2, 11.3, 11.5, 11.8, 11.9 and 11.13, and the provisions of Sections 7, 9, 10, 13 and 14 with respect to the Series A Preferred shall apply on like terms to any such other shares.

11.7 Rights Issued Subsequent to Adjustment. All Rights originally issued by the Company subsequent to any adjustment made to the Purchase Price hereunder shall evidence the right to purchase, at the adjusted Purchase Price, the number of one ten-thousandths of a share of Series A Preferred and shares of other capital stock or other securities, assets or cash of the Company, if any, purchasable from time to time hereunder upon exercise of the Rights, all subject to further adjustment as provided herein.

11.8 Effect of Adjustments on Existing Rights. Unless the Company shall have exercised its election as provided in Section 11.9, upon each adjustment of the Purchase Price as a result of the calculations made in Sections 11.2 and 11.3, each Right outstanding immediately prior to the making of such adjustment shall thereafter evidence the right to purchase, at the adjusted Purchase Price, that number of one ten-thousandths of a share of Series A Preferred (calculated to the nearest one ten-millionth of a share of Series A Preferred) obtained by (a) multiplying (x) the number of one ten-thousandths of a share of Series A Preferred covered by a Right immediately prior to this adjustment by (y) the Purchase Price in effect immediately prior to such adjustment of the Purchase Price and (b) dividing the product so obtained by the Purchase Price in effect immediately after such adjustment of the Purchase Price.

11.9 Adjustment in Number of Rights. The Company may elect on or after the date of any adjustment of the Purchase Price to adjust the number of Rights, in substitution for any adjustment in the number of one ten-thousandths of a share of Series A Preferred issuable upon the exercise of a Right. Each of the Rights outstanding after such adjustment of the number of Rights shall be exercisable for the number of one ten-thousandths of a share of Series A Preferred for which a Right was exercisable immediately prior to such adjustment. Each Right held of record prior to such adjustment of the number of Rights shall become that number of

Rights (calculated to the nearest one one-thousandth) obtained by dividing the Purchase Price in effect immediately prior to adjustment of the Purchase Price by the Purchase Price in effect immediately after adjustment of the Purchase Price. The Company shall make a public announcement of its election to adjust the number of Rights, indicating the record date for the adjustment, and, if known at the time, the amount of the adjustment to be made. This record date may be the date on which the Purchase Price is adjusted or any day thereafter, but, if the Rights Certificates have been issued, shall be at least ten (10) days later than the date of the public announcement. If Rights Certificates have been issued, upon each adjustment of the number of Rights pursuant to this Section 11.9, the Company may, as promptly as practicable, cause to be distributed to holders of record of Rights Certificates on such record date Rights Certificates evidencing, subject to Section 14, the additional Rights to which such holders shall be entitled as a result of such adjustment, or, at the option of the Company, shall cause to be distributed to such holders of record in substitution and replacement for the Rights Certificates held by such holders prior to the date of adjustment, and upon surrender thereof, if required by the Company, new Rights Certificates evidencing all the Rights to which such holders shall be entitled after such adjustment. Rights Certificates so to be distributed shall be issued, executed and countersigned in the manner provided for herein (and may bear, at the option of the Company, the adjusted Purchase Price) and shall be registered in the names of the holders of record of Rights Certificates on the record date specified in the public announcement.

11.10 [Rights Certificates Unchanged](#). Irrespective of any adjustment or change in the Purchase Price or the number of one ten-thousandths of a share of Series A Preferred issuable upon the exercise of the Rights, the Rights Certificates theretofore and thereafter issued may continue to express the Purchase Price per share and the number of one ten-thousandths of a share of Series A Preferred which were expressed in the initial Rights Certificates issued hereunder.

11.11 [Par Value Limitations](#). Before taking any action that would cause an adjustment reducing the Purchase Price below one ten-thousandth of the then par value, if any, of the Series A Preferred or other shares of capital stock issuable upon exercise of the Rights, the Company shall take any corporate action which may, in the opinion of its counsel, be necessary in order that the Company may validly and legally issue fully paid and nonassessable Series A Preferred or other such shares at such adjusted Purchase Price.

11.12 [Deferred Issuance](#). In any case in which this Section 11 shall require that an adjustment in the Purchase Price be made effective as of a record date for a specified event, the Company may elect to defer until the occurrence of such event the issuance to the holder of any Right exercised after such record date of that number of shares of Series A Preferred and shares of other capital stock or securities of the Company, if any, issuable upon such exercise over and above the Series A Preferred and shares of other capital stock or other securities, assets or cash of the Company, if any, issuable upon such exercise on the basis of the Purchase Price in effect prior to such adjustment; *provided, however*, that the Company shall deliver to such holder a due bill or other appropriate instrument evidencing such holder's right to receive such additional shares upon the occurrence of the event requiring such adjustment.

11.13 [Reduction in Purchase Price](#). Anything in this Section 11 to the contrary notwithstanding, the Company shall be entitled to make such reductions in the Purchase Price, in addition to those adjustments expressly required by this Section 11, as and to the extent that the Board in its sole discretion shall determine to be advisable in order that any consolidation or subdivision of the Series A Preferred, issuance wholly for cash of any of the Series A Preferred at less than the then-current market price, issuance wholly for cash of Series A Preferred or securities which by their terms are convertible into or exchangeable for Series A Preferred, dividends on Series A Preferred payable in Series A Preferred or issuance of rights, options or warrants referred to hereinabove in this Section 11, hereafter made by the Company to holders of its Series A Preferred shall not be taxable to such stockholders.

11.14 [Company Not to Diminish Benefits of Rights](#). After the earlier of the Stock Acquisition Date and Distribution Date, the Company will not, except as permitted by Section 23, Section 26 or Section 27, take (or permit any Subsidiary to take) any action if at the time such action is taken it is reasonably foreseeable that such action will substantially diminish or otherwise eliminate the benefits intended to be afforded by the Rights.

11.15 [Adjustment of Rights Associated with Common Stock](#). Notwithstanding anything contained in this Plan to the contrary, in the event that the Company shall at any time after the date hereof and prior to the Distribution Date (a) declare or pay any dividend on the outstanding Common Stock payable in shares of Common Stock, (b) effect a subdivision or consolidation of the outstanding Common Stock (by reclassification or otherwise than by the payment of dividends payable in shares of Common Stock), or (c) combine the outstanding Common Stock into a greater or lesser number of shares of Common Stock, then in any such case, the number of Rights associated with each share of Common Stock then outstanding, or issued or delivered thereafter but prior to the Distribution Date or in accordance with Section 22 shall be proportionately adjusted so that the number of Rights thereafter associated with each share of Common Stock following any such event shall equal the result obtained by multiplying the number

of Rights associated with each share of Common Stock immediately prior to such event by a fraction, the numerator of which shall be the total number of shares of Common Stock outstanding immediately prior to the occurrence of the event and the denominator of which shall be the total number of shares of Common Stock outstanding immediately following the occurrence of such event. The adjustments provided for in this [Section 11.15](#) shall be made successively whenever such a dividend is declared or paid or such a subdivision, combination or consolidation is effected.

12. [Certificate of Adjusted Purchase Price or Number of Shares](#). Whenever an adjustment is made as provided in [Sections 11](#) or [13](#), the Company shall (a) promptly prepare a certificate setting forth such adjustment, and a brief statement of the facts accounting for such adjustment, (b) promptly file with the Rights Agent and with each transfer agent for the Common Stock or the Series A Preferred a copy of such certificate and (c) mail a brief summary thereof to each holder of a Rights Certificate (or, if before the Distribution Date, to each holder of a certificate representing shares of Common Stock or Book Entry Shares in respect thereof) in accordance with [Section 25](#). The Rights Agent shall be fully protected in relying, and may rely conclusively, on any such certificate and on any adjustment or statement therein contained and shall not be deemed to have knowledge of any such adjustment unless and until it shall have received such certificate.

13. [Consolidation, Merger or Sale or Transfer of Assets or Earning Power](#).

13.1 [Certain Transactions](#). In the event that, from and after the first occurrence of a Trigger Event, directly or indirectly, (a) the Company shall consolidate with, or merge with and into, any other Person and the Company shall not be the continuing or surviving corporation, (b) any Person shall consolidate with the Company, or merge with and into the Company and the Company shall be the continuing or surviving corporation of such merger and, in connection with such merger, all or part of the Common Stock shall be changed into or exchanged for stock or other securities of the Company or any other Person or cash or any other property, or (c) the Company (or one or more of its Subsidiaries) shall sell or otherwise transfer (for the avoidance of doubt, in any manner whatsoever, including by way of lease, sublease, license or sublicense and whether or not for value), in one or more transactions, assets or earning power aggregating 50% or more of the assets or earning power of the Company and its Subsidiaries (taken as a whole) to any other Person or Persons (other than the Company or one or more wholly-owned Subsidiaries of the Company in one or more transactions each of which complies with [Section 11.14](#)), then, and in each such case, proper provision shall be made so that (i) each holder of a Right (other than Rights which have become null and void pursuant to [Section 11.1.2](#)) shall thereafter have the right to receive, upon the exercise thereof at a price per Right equal to the then-current Purchase Price multiplied by the number of one ten-thousandths of a share of Series A Preferred for which a Right is then exercisable, in accordance with the terms of this Plan and in lieu of Series A Preferred or Common Stock, such number of validly authorized and issued, fully paid, non-assessable and freely tradable Common Stock of the Principal Party not subject to any liens, encumbrances, rights of first refusal or other adverse claims, as shall be equal to the result obtained by (A) multiplying the then-current Purchase Price by the number of one ten-thousandths of a share of Series A Preferred for which a Right is then exercisable and (B) dividing that product by 50% of the then-current per share market price of the Common Stock of such Principal Party (determined pursuant to [Section 11.4](#)) on the date of consummation of such consolidation, merger, sale or transfer; provided that the price per Right so payable and the number of shares of Common Stock of such Principal Party so receivable upon exercise of a Right shall thereafter be subject to further adjustment as appropriate in accordance with [Section 11.6](#) to reflect any events covered thereby occurring in respect of the Common Stock of such Principal Party after the occurrence of such consolidation, merger, sale or transfer; (ii) such Principal Party shall thereafter be liable for, and shall assume, by virtue of such consolidation, merger, sale or transfer, all of the obligations and duties of the Company pursuant to this Plan; (iii) the term "Company" shall thereafter be deemed to refer to such Principal Party; (iv) such Principal Party shall take such steps (including, but not limited to, the reservation of a sufficient number of shares of its Common Stock in accordance with [Section 9](#)) in connection with such consummation as may be necessary to assure that the provisions hereof shall thereafter be applicable, as nearly as reasonably may be, in relation to its Common Stock thereafter deliverable upon the exercise of the Rights; and (v) such Principal Party shall take such steps as may be necessary to assure that, upon the subsequent occurrence of any consolidation, merger, sale or transfer of assets or other extraordinary transaction in respect of such Principal Party, each holder of a Right shall thereupon be entitled to receive, upon exercise of a Right and payment of the Purchase Price as provided in this [Section 13.1](#), such cash, shares, rights, warrants and other property which such holder would have been entitled to receive had such holder, at the time of such transaction, owned the Common Stock of the Principal Party receivable upon the exercise of a Right pursuant to this [Section 13.1](#), and such Principal Party shall take such steps (including, but not limited to, reservation of shares of stock) as may be necessary to permit the subsequent exercise of the Rights in

accordance with the terms hereof for such cash, shares, rights, warrants and other property. The Company shall not consummate any such consolidation, merger, sale or transfer unless prior thereto the Company and such Principal Party shall have executed and delivered to the Rights Agent a supplemental agreement confirming that the requirements of this [Section 13.1](#) and [Section 13.2](#) shall promptly be performed in accordance with their terms and that such consolidation, merger, sale or transfer shall not result in a default by the Principal Party under this Plan as the same shall have been assumed by the Principal Party pursuant to this [Section 13.1](#) and [Section 13.2](#) and providing that, as soon as practicable after executing such agreement pursuant to this [Section 13](#), the Principal Party, at its own expense, shall:

13.1.1 prepare and file a registration statement under the Securities Act, if necessary, with respect to the Rights and the securities purchasable upon exercise of the Rights on an appropriate form, use its best efforts to cause such registration statement to become effective as soon as practicable after such filing and use its best efforts to cause such registration statement to remain effective (with a prospectus at all times meeting the requirements of the Securities Act) until the Expiration Date and similarly comply with applicable state securities laws;

13.1.2 use its best efforts, if the Common Stock of the Principal Party shall be listed or admitted to trading on the NYSE, NASDAQ or on another national securities exchange, to list or admit to trading (or continue the listing of) the Rights and the securities purchasable upon exercise of the Rights on the NYSE, NASDAQ and/or such securities exchange;

13.1.3 deliver to holders of the Rights historical financial statements for the Principal Party which comply in all respects with the requirements for registration on Form 10 (or any successor form) under the Exchange Act; and

13.1.4 obtain waivers of any rights of first refusal or preemptive rights in respect of the Common Stock of the Principal Party subject to purchase upon exercise of outstanding Rights.

In case the Principal Party has a provision in any of its authorized securities or in its articles or certificate of incorporation or by-laws or other instrument governing its corporate affairs, which provision would have the effect of (v) causing such Principal Party to issue (other than to holders of Rights pursuant to this [Section 13](#)), in connection with, or as a consequence of, the consummation of a transaction referred to in this [Section 13](#), Common Stock or common stock equivalents of such Principal Party at less than the then-current market price per share thereof (determined pursuant to [Section 11.4](#)) or securities exercisable for, or convertible into, Common Stock or common stock equivalents of such Principal Party at less than such then-current market price (other than to holders of Rights pursuant to this [Section 13](#)), or (w) providing for any special payment, taxes, charges or similar provision in connection with the issuance of the Common Stock of such Principal Party pursuant to the provision of [Section 13](#), then, in such event, the Company hereby agrees with each holder of Rights that it shall not consummate any such transaction unless prior thereto the Company and such Principal Party shall have executed and delivered to the Rights Agent a supplemental agreement providing that the provision in question of such Principal Party shall have been canceled, waived or amended, or that the authorized securities shall be redeemed, so that the applicable provision will have no effect in connection with, or as a consequence of, the consummation of the proposed transaction.

The Company covenants and agrees that it shall not, at any time after the Trigger Event, enter into any transaction of the type described in clauses (a) through (c) of this [Section 13.1](#) if (x) at the time of or immediately after such consolidation, merger, sale, transfer or other transaction there are any rights, warrants or other instruments or securities outstanding or agreements in effect which would substantially diminish or otherwise eliminate the benefits intended to be afforded by the Rights, (y) prior to, simultaneously with or immediately after such consolidation, merger, sale, transfer or other transaction, the stockholders of the Person who constitutes, or would constitute, the Principal Party for purposes of [Section 13.2](#) shall have received a distribution of Rights previously owned by such Person or any of its Affiliates or Associates or (z) the form or nature of organization of the Principal Party would preclude or limit the exercisability of the Rights. The provisions of this [Section 13](#) shall similarly apply to successive transactions of the type described in clauses (a) through (c) of this [Section 13.1](#).

13.2 [Principal Party](#). “*Principal Party*” shall mean:

13.2.1 in the case of any transaction described in clauses (a) or (b) of the first sentence of [Section 13.1](#): (a) the Person that is the issuer of the securities into which the Common Stock is converted in such merger or consolidation, or, if there is more than one such issuer, the issuer the Common Stock of which has the greatest aggregate market value of shares outstanding, or (b) if no securities are so issued, (A) the Person that is the other party to the merger, if such Person survives said merger, or, if there is more



than one such Person, the Person the Common Stock of which has the greatest aggregate market value of shares outstanding or (B) if the Person that is the other party to the merger does not survive the merger, the Person that does survive the merger (including the Company if it survives) or (C) the Person resulting from the consolidation; and

13.2.2 in the case of any transaction described in clause (c) of the first sentence in Section 13.1, the Person that is the party receiving the greatest portion of the assets or earning power transferred pursuant to such transaction or transactions, or, if each Person that is a party to such transaction or transactions receives the same portion of the assets or earning power so transferred or if the Person receiving the greatest portion of the assets or earning power cannot be determined, whichever of such Persons is the issuer of Common Stock having the greatest aggregate market value of shares outstanding; provided, however, that in any such case described in the foregoing Section 13.2.1 or Section 13.2.2, if the shares of Common Stock of such Person are not at such time or have not been continuously over the preceding twelve (12) month period registered under Section 12 of the Exchange Act, then (a) if such Person is a direct or indirect Subsidiary of another Person the shares of Common Stock of which are and have been so registered, the term "Principal Party" shall refer to such other Person, or (b) if such Person is a Subsidiary, directly or indirectly, of more than one Person, the shares of Common Stock of all of which are and have been so registered, the term "Principal Party" shall refer to whichever of such Persons is the issuer of Common Stock having the greatest aggregate market value of shares outstanding, or (c) if such Person is owned, directly or indirectly, by a joint venture formed by two or more Persons that are not owned, directly or indirectly, by the same Person, the rules set forth in clauses (a) and (b) above shall apply to each of the owners having an interest in the venture as if the Person owned by the joint venture was a Subsidiary of both or all of such joint venturers, and the Principal Party in each such case shall bear the obligations set forth in this Section 13 in the same ratio as its interest in such Person bears to the total of such interests.

#### 14. Fractional Rights and Fractional Shares.

14.1 Cash in Lieu of Fractional Rights. The Company shall not be required to issue fractions of Rights or to distribute Rights Certificates which evidence fractional Rights. In lieu of such fractional Rights, there shall be paid to the registered holders of the Rights Certificates with regard to which such fractional Rights would otherwise be issuable an amount in cash equal to the same fraction of the then-current market value of a whole Right. For the purposes of this Section 14.1, the then-current market value of a whole Right shall be the closing price of the Rights for the Trading Day immediately prior to the date on which such fractional Rights would have been otherwise issuable. The closing price for any day shall be the last sale price, regular way, or, in case no such sale takes place on such day, the average of the closing bid and asked prices, regular way, in either case as reported in the principal consolidated transaction reporting system with respect to securities listed or admitted to trading on the NYSE or NASDAQ or, if the Rights are not listed or admitted to trading on the NYSE or NASDAQ, as reported in the principal consolidated transaction reporting system with respect to securities listed on the principal national securities exchange on which the Rights are listed or admitted to trading or, if the Rights are not listed or admitted to trading on any national securities exchange, the last quoted price or, if not so quoted, the average of the high bid and low asked prices in the over-the-counter market, as reported by the NYSE, NASDAQ or such other system then in use or, if on any such date the Rights are not quoted by any such organization, the average of the closing bid and asked prices as furnished by a professional market maker making a market in the Rights selected by the Board. If on any such date no such market maker is making a market in the Rights, the then-current market value of the Rights on such date shall be the fair value of the Rights as determined in good faith by the Board, which determination shall be described in a statement filed with the Rights Agent and shall be conclusive for all purposes.

14.2 Cash in Lieu of Fractional Shares of Series A Preferred. The Company shall not be required to issue fractions of shares of Series A Preferred (other than fractions which are integral multiples of one ten-thousandth of a share of Series A Preferred) upon exercise or exchange of the Rights or to distribute certificates which evidence fractional shares of Series A Preferred (other than fractions which are integral multiples of one ten-thousandth of a share of Series A Preferred). Interests in fractions of shares of Series A Preferred in integral multiples of one ten-thousandth of a share of Series A Preferred may, at the election of the Company, be evidenced by depositary receipts, pursuant to an appropriate agreement between the Company and a depositary selected by it; provided, that such agreement shall provide that the holders of such depositary receipts shall have all the rights, privileges and preferences to which they are entitled as Beneficial Owners of the Series A Preferred represented by such depositary receipts. In lieu of fractional shares of Series A Preferred that are not integral multiples of one ten-thousandth of a share of Series A

Preferred, the Company shall pay to the registered holders of Rights Certificates at the time such Rights are exercised or exchanged as herein provided an amount in cash equal to the same fraction of the then-current per share market price of one share of Series A Preferred (as determined in accordance with [Section 14.1](#)) for the Trading Day immediately prior to the date of such exercise or exchange.

14.3 [Cash in Lieu of Fractional Shares of Common Stock](#). The Company shall not be required to issue fractions of shares of Common Stock or to distribute certificates which evidence fractional shares of Common Stock upon the exercise or exchange of Rights. In lieu of such fractional shares of Common Stock, the Company shall pay to the registered holders of the Rights Certificates with regard to which such fractional shares of Common Stock would otherwise be issuable an amount in cash equal to the same fraction of the current market value of one share of Common Stock (as determined in accordance with [Section 14.1](#)) for the Trading Day immediately prior to the date of such exercise or exchange.

14.4 [Waiver of Right to Receive Fractional Rights or Shares](#). The holder of a Right by the acceptance of the Rights expressly waives such holder's right to receive any fractional Rights or any fractional shares upon exercise or exchange of a Right, except as permitted by this [Section 14](#).

15. [Rights of Action](#). All rights of action in respect of this Plan, except the rights of action given to the Rights Agent under [Section 18](#), are vested in the respective registered holders of the Rights Certificates (and, prior to the Distribution Date, the registered holders of the Common Stock); and any registered holder of any Rights Certificate (or, prior to the Distribution Date, of the Common Stock), without the consent of the Rights Agent or of the holder of any other Rights Certificate (or, prior to the Distribution Date, of the Common Stock), may, on such holder's own behalf and for such holder's own benefit, enforce this Plan, and may institute and maintain any suit, action or proceeding against the Company to enforce this Plan, or otherwise enforce or act in respect of such holder's right to exercise the Rights evidenced by such Rights Certificate (or, prior to the Distribution Date, such Common Stock) in the manner provided in such Rights Certificate and in this Plan. Without limiting the foregoing or any remedies available to the holders of Rights, it is specifically acknowledged that the holders of Rights would not have an adequate remedy at law for any breach of this Plan and shall be entitled to specific performance of the obligations hereunder, and to injunctive relief against actual or threatened violations of the obligations of any Person (including the Company) subject to this Plan.

16. [Agreement of Right Holders](#). Every holder of a Right by accepting the same consents and agrees with the Company and the Rights Agent and with every other holder of a Right that:

16.1 prior to the Distribution Date, the Rights will not be evidenced by a Rights Certificate and will be transferable only in connection with the transfer of the Common Stock;

16.2 as of and after the Distribution Date, the Rights Certificates are transferable only on the registry books of the Rights Agent if surrendered at the office of the Rights Agent designated for such purpose, duly endorsed or accompanied by a proper instrument of transfer with all required certifications properly completed and duly executed;

16.3 the Company and the Rights Agent may deem and treat the Person in whose name the Rights Certificate (or, prior to the Distribution Date, the associated Common Stock certificate or Book Entry Share) is registered as the absolute owner thereof and of the Rights evidenced thereby (notwithstanding any notations of ownership or writing on the Rights Certificates or the associated Common Stock certificate or Book Entry Share made by anyone other than the Company or the Rights Agent) for all purposes whatsoever, and neither the Company nor the Rights Agent shall be affected by any notice to the contrary; and

16.4 notwithstanding anything in this Plan to the contrary, neither the Company nor the Rights Agent shall have any liability to any holder of a Right or any other Person as a result of the inability of the Company or the Rights Agent to perform any of the Company's or the Rights Agent's obligations under this Plan by reason of any preliminary or permanent injunction or other order, decree, judgment or ruling issued by a court of competent jurisdiction or by a governmental, regulatory or administrative agency or commission, or any statute, rule, regulation or executive order promulgated or enacted by a governmental, regulatory or administrative agency or commission, prohibiting or otherwise restraining performance of such obligation.

17. [Rights Certificate Holder Not Deemed a Stockholder](#). No holder, as such, of any Rights Certificate shall be entitled to vote, receive dividends or be deemed for any purpose the holder of the Series A Preferred or any other securities of the Company which may at any time be issuable on the exercise of the Rights represented thereby, nor shall anything contained herein or in any Rights Certificate be construed to confer upon the holder of any Rights Certificate, as such, any of the rights of a stockholder of the Company or any right to vote for the election of directors

or upon any matter submitted to stockholders at any meeting thereof, or to give or withhold consent to any corporate action, or to receive notice of meetings or other actions affecting stockholders (except as provided in [Section 24](#)), or to receive dividends or subscription rights, or otherwise, until the Right or Rights evidenced by such Rights Certificate shall have been exercised in accordance with the provisions hereof.

18. [Concerning the Rights Agent](#). The Company agrees to pay to the Rights Agent reasonable compensation for all services rendered by it hereunder in accordance with a fee schedule to be mutually agreed upon and, from time to time, on demand of the Rights Agent, its reasonable expenses and counsel fees and other disbursements incurred in the administration and execution of this Plan and the exercise and performance of its duties hereunder. The Company also agrees to indemnify the Rights Agent for, and to hold it harmless against, any loss, liability or expense, incurred without gross negligence, bad faith or willful misconduct on the part of the Rights Agent, for anything done or omitted by the Rights Agent in connection with the acceptance, administration or performance of this Plan, including the costs and expenses of defending against any claim of liability arising therefrom, directly or indirectly.

The Rights Agent shall be protected and shall incur no liability for or in respect of any action taken, suffered or omitted to be taken by it in connection with its administration of this Plan and the performance of its duties hereunder in reliance upon any Rights Certificate or certificate for the Series A Preferred or the Common Stock or for other securities of the Company, instrument of assignment or transfer, power of attorney, endorsement, affidavit, letter, notice, instruction, direction, consent, certificate, statement, or other paper or document believed by it to be genuine and to be signed, executed and, where necessary, verified or acknowledged, by the proper Person or Persons.

19. [Merger or Consolidation or Change of Name of Rights Agent](#). Any corporation or limited liability company or other entity into which the Rights Agent or any successor Rights Agent may be merged or with which it may be consolidated, or any corporation or limited liability company or other entity resulting from any merger or consolidation to which the Rights Agent or any successor Rights Agent shall be a party, or any corporation or limited liability company succeeding to the corporate trust or stock transfer business of the Rights Agent or any successor Rights Agent, shall be the successor to the Rights Agent under this Plan without the execution or filing of any paper or any further act on the part of any of the parties hereto, provided that such corporation or limited liability company or other entity would be eligible for appointment as a successor Rights Agent under the provisions of [Section 21](#). In case at the time such successor Rights Agent shall succeed to the agency created by this Plan, any of the Rights Certificates shall have been countersigned but not delivered, any such successor Rights Agent may adopt the countersignature of the predecessor Rights Agent and deliver such Rights Certificates so countersigned; and in case at that time any of the Rights Certificates shall not have been countersigned, any successor Rights Agent may countersign such Rights Certificates either in the name of the predecessor Rights Agent or in the name of the successor Rights Agent; and in all such cases such Rights Certificates shall have the full force provided in the Rights Certificates and in this Plan.

In case at any time the name of the Rights Agent shall be changed and at such time any of the Rights Certificates shall have been countersigned but not delivered, the Rights Agent may adopt the countersignature under its prior name and deliver Rights Certificates so countersigned; and in case at that time any of the Rights Certificates shall not have been countersigned, the Rights Agent may countersign such Rights Certificates either in its prior name or in its changed name; and in all such cases such Rights Certificates shall have the full force provided in the Rights Certificates and in this Plan.

20. [Duties of Rights Agent](#). The Rights Agent undertakes to perform only the duties and obligations imposed by this Plan upon the following terms and conditions, by all of which the Company and the holders of Rights Certificates, by their acceptance thereof, shall be bound:

20.1 [Legal Counsel](#). The Rights Agent may consult with legal counsel selected by it (who may be legal counsel for the Rights Agent or the Company), and the advice or opinion of such counsel shall be full and complete authorization and protection to the Rights Agent, and the Rights Agent shall incur no liability for, or in respect of any action taken, suffered or omitted to be taken by it in good faith and in accordance with such advice or opinion.

20.2 [Certificates as to Facts or Matters](#). Whenever in the performance of its duties under this Plan the Rights Agent shall deem it necessary or desirable that any fact or matter (including the identity of any Acquiring Person and the determination of the current per share market price) be proved or established by the Company prior to taking, suffering or omitting to take any action hereunder, such fact or matter (unless other evidence in respect thereof be herein specifically prescribed) may be deemed to be conclusively proved and established by a certificate signed by any one of the officers of the Company and delivered to

the Rights Agent; and such certificate shall be full and complete authorization and protection to the Rights Agent and the Rights Agent shall incur no liability for or in respect of any action taken, suffered or omitted to be taken by it under the provisions of this Plan in reliance upon such certificate.

20.3 [Standard of Care](#). The Rights Agent shall be liable hereunder to the Company and any other Person only for its own gross negligence, bad faith or willful misconduct.

20.4 [Reliance on Plan and Rights Certificates](#). The Rights Agent shall not be liable for or by reason of any of the statements of fact or recitals contained in this Plan or in the Rights Certificates (except as to its countersignature thereof) or be required to verify the same, but all such statements and recitals are and shall be deemed to have been made by the Company only.

20.5 [No Responsibility as to Certain Matters](#). The Rights Agent shall not be under any responsibility in respect of the validity of this Plan or the execution and delivery hereof (except the due execution hereof by the Rights Agent) or in respect of the validity or execution of any Rights Certificate (except its countersignature thereof); nor shall it be responsible for any breach by the Company of any covenant or condition contained in this Plan or in any Rights Certificate; nor shall it be responsible for any change in the exercisability of the Rights (including the Rights becoming null and void pursuant to Section 11.1.2) or any adjustment required under the provisions of Sections 3, 11, 13, 23 or 27 or responsible for the manner, method or amount of any such adjustment or the ascertaining of the existence of facts that would require any such adjustment (except with respect to the exercise of Rights evidenced by Rights Certificates after actual notice of any such change or adjustment); nor shall it by any act hereunder be deemed to make any representation or warranty as to the authorization or reservation of any Series A Preferred or other securities to be issued pursuant to this Plan or any Rights Certificate or as to whether any Series A Preferred or other securities will, when so issued, be validly authorized and issued, fully paid and nonassessable.

20.6 [Further Assurance by Company](#). The Company agrees that it will perform, execute, acknowledge and deliver or cause to be performed, executed, acknowledged and delivered all such further and other acts, instruments and assurances as may reasonably be required by the Rights Agent for the carrying out or performing by the Rights Agent of the provisions of this Plan.

20.7 [Authorized Company Officers](#). The Rights Agent is hereby authorized and directed to accept instructions with respect to the performance of its duties hereunder from any one of the Chairman of the Board of Directors (or such other person that is elected to such office from time to time), Chief Executive Officer, President or any Vice President of the Company, and to apply to such officers for advice or instructions in connection with its duties under this Plan, and it shall not be liable for any action taken or suffered to be taken by it in good faith in accordance with instructions of any such officer or for any delay in acting while waiting for these instructions. Any application by the Rights Agent for written instructions from the Company may, at the option of the Rights Agent, set forth in writing any action proposed to be taken or omitted by the Rights Agent with respect to its duties or obligations under this Plan.

20.8 [Freedom to Trade in Company Securities](#). The Rights Agent and any stockholder, affiliate, director, officer or employee of the Rights Agent may buy, sell or deal in any of the Rights or other securities of the Company or become pecuniarily interested in any transaction in which the Company may be interested, or contract with or lend money to the Company or otherwise act as fully and freely as though it were not Rights Agent under this Plan. Nothing herein shall preclude the Rights Agent or any such stockholder, affiliate, director, officer or employee from acting in any other capacity for the Company or for any other legal entity.

20.9 [Reliance on Attorneys and Agents](#). The Rights Agent may execute and exercise any of the rights or powers hereby vested in it or perform any duty hereunder either itself or by or through its attorneys or agents, and the Rights Agent shall not be answerable, liable or accountable for any act, omission, default, neglect or misconduct of any such attorneys or agents or for any loss to the Company resulting from any such act, omission, default, neglect or misconduct, absent gross negligence, bad faith or willful misconduct.

20.10 [Incomplete Certificate](#). If, with respect to any Rights Certificate surrendered to the Rights Agent for exercise or transfer, the certificate contained in the form of assignment or the form of election to purchase set forth on the reverse thereof, as the case may be, has not been completed to certify the holder is not an Acquiring Person (or an Affiliate or Associate of an Acquiring Person) or any other actual or suspected irregularity exists, the Rights Agent shall not take any further action with respect to such requested exercise or transfer without first consulting with the Company.

20.11 [Rights Holders List](#). At any time and from time to time after the Distribution Date, upon the request of the Company, the Rights Agent shall promptly deliver to the Company a list, as of the most recent practicable date (or as of such earlier date as may be specified by the Company), of the holders of record of Rights.



21. [Change of Rights Agent](#). The Rights Agent or any successor Rights Agent may resign and be discharged from its duties under this Plan upon sixty (60) days' notice in writing mailed to the Company and to each transfer agent of the Common Stock and/or Series A Preferred, as applicable, by registered or certified mail. Following the Distribution Date, the Company shall promptly notify the holders of the Rights Certificates by first-class mail of any such resignation. The Company may remove the Rights Agent or any successor Rights Agent upon sixty (60) days' notice in writing, mailed to the Rights Agent or successor Rights Agent, as the case may be, and to each transfer agent of the Common Stock and/or Series A Preferred, as applicable, by registered or certified mail, and to the holders of the Rights Certificates by first-class mail. If the Rights Agent shall resign or be removed or shall otherwise become incapable of acting, the resigning, removed, or incapacitated Rights Agent shall remit to the Company, or to any successor Rights Agent designated by the Company, all books, records, funds, certificates or other documents or instruments of any kind then in its possession which were acquired by such resigning, removed or incapacitated Rights Agent in connection with its services as Rights Agent hereunder, and shall thereafter be discharged from all duties and obligations hereunder. Following notice of such removal, resignation or incapacity, the Company shall appoint a successor to such Rights Agent. If the Company shall fail to make such appointment within a period of thirty (30) days after giving notice of such removal or after it has been notified in writing of such resignation or incapacity by the resigning or incapacitated Rights Agent or by the holder of a Rights Certificate (who shall, with such notice, submit his Rights Certificate for inspection by the Company), then the registered holder of any Rights Certificate may apply to any court of competent jurisdiction for the appointment of a new Rights Agent. Any successor Rights Agent, whether appointed by the Company or by such a court, shall be a Person organized and doing business under the laws of the State of New York or the State of Delaware (or any other state of the United States so long as such Person is authorized to do business as a banking institution in the State of New York or the State of Delaware) in good standing, having an office in the State of New York or the State of Delaware, which is authorized under such laws to exercise stock transfer or corporate trust powers and is subject to supervision or examination by Federal or state authority and which has at the time of its appointment as Rights Agent a combined capital and surplus or net assets, on a consolidated basis, of at least \$100 million. After appointment, the successor Rights Agent shall be vested with the same powers, rights, duties and responsibilities as if it had been originally named as Rights Agent without further act or deed; but the predecessor Rights Agent shall deliver and transfer to the successor Rights Agent any property at the time held by it hereunder, and execute and deliver any further assurance, conveyance, act or deed necessary for the purpose. Not later than the effective date of any such appointment the Company shall file notice thereof in writing with the predecessor Rights Agent and each transfer agent of the Common Stock and/or Series A Preferred, as applicable, and, following the Distribution Date, mail a notice thereof in writing to the registered holders of the Rights Certificates. Failure to give any notice provided for in this Section 21, however, or any defect therein, shall not affect the legality or validity of the resignation or removal of the Rights Agent or the appointment of the successor Rights Agent, as the case may be.

22. [Issuance of New Rights Certificates](#). Notwithstanding any of the provisions of this Plan or of the Rights to the contrary, the Company may, at its option, issue new Rights Certificates evidencing Rights in such form as may be approved by the Board to reflect any adjustment or change in the Purchase Price and the number or kind or class of shares or other securities or property purchasable under the Rights Certificates made in accordance with the provisions of this Plan. In addition, in connection with the issuance or sale of Common Stock following the Distribution Date and prior to the Expiration Date, the Company shall, with respect to Common Stock so issued or sold pursuant to the exercise of stock options or under any employee plan or arrangement, granted or awarded, or upon exercise, conversion or exchange of securities heretofore or hereinafter issued by the Company, in each case existing prior to the Distribution Date, issue Rights Certificates representing the appropriate number of Rights in connection with such issuance or sale; *provided, however*, that (i) no such Rights Certificate shall be issued if, and to the extent that, the Company shall be advised by counsel that such issuance would create a significant risk of material adverse tax consequences to the Company or the Person to whom such Rights Certificate would be issued and (ii) no such Rights Certificate shall be issued if, and to the extent that, appropriate adjustment shall otherwise have been made in lieu of the issuance thereof.

23. [Redemption](#).

23.1 [Right to Redeem](#). The Board may, at its option, at any time prior to the earlier of (i) the Distribution Date and (ii) the close of business on the Expiration Date, redeem all, but not less than all, of the then-outstanding Rights at a redemption price of \$0.0001 per Right, as such amount may be appropriately adjusted to reflect any stock split, stock dividend or similar transaction occurring after the date hereof (such redemption price being the "Redemption Price"). The Company may, at its option, pay the Redemption Price in Common Stock (based on the "current per share market price," determined pursuant to Section 11.4, of the Common Stock at the time of redemption), cash or any other form of consideration deemed appropriate by the Board. The redemption of the Rights by the Board may be made effective at such time, on such basis and subject to such conditions as the Board in its sole discretion may establish.

Notwithstanding anything in this Plan to the contrary, the Rights shall not be exercisable after a Trigger Event until such time as the Board's right to redeem the Rights has expired.

23.2 **Redemption Procedures.** Immediately upon the action of the Board ordering the redemption of the Rights (or at such later time as the Board may establish for the effectiveness of such redemption), and without any further action and without any notice, the right to exercise the Rights will terminate and the only right thereafter of the holders of Rights shall be to receive the Redemption Price for each Right so held. The Company shall promptly give public notice of such redemption; provided, however, that the failure to give, or any defect in, any such notice shall not affect the validity of such redemption. The Company shall promptly give, or cause the Rights Agent to give, notice of such redemption to the holders of the then outstanding Rights by mailing such notice to all such holders at their last addresses as they appear on the registry books of the transfer agent for the Common Stock; provided, however, that the failure to give, or any defect in, any such notice shall not affect the validity of such redemption. Any notice which is mailed in the manner herein provided shall be deemed given, whether or not the holder receives the notice. Each such notice of redemption will state the method by which the payment of the Redemption Price will be made. Neither the Company nor any of its Affiliates or Associates may redeem, acquire or purchase for value any Rights at any time in any manner other than as specifically set forth in this Section 23 or in Section 27, and other than in connection with the purchase, acquisition or redemption of Common Stock prior to the Distribution Date.

24. **Notice of Certain Events.** In case the Company shall propose at any time after the earlier of the Stock Acquisition Date and the Distribution Date (a) to pay any dividend payable in stock of any class to the holders of Series A Preferred or to make any other distribution to the holders of Series A Preferred, or (b) to offer to the holders of Series A Preferred rights or warrants to subscribe for or to purchase any additional Series A Preferred or shares of stock of any class or any other securities, rights or options, or (c) to effect any reclassification of the Series A Preferred (other than a reclassification involving only the subdivision of outstanding Series A Preferred), or (d) to effect any consolidation or merger into or with, or to effect any sale or other transfer (or to permit one or more of its Subsidiaries to effect any sale or other transfer), in one or more transactions, of 50% or more of the assets or earning power of the Company and its Subsidiaries (taken as a whole) to, any other Person, or (e) to effect the liquidation, dissolution or winding up of the Company, or (f) to declare or pay any dividend on the Common Stock payable in Common Stock or to effect a subdivision, combination or consolidation of the Common Stock (by reclassification or otherwise than by payment of dividends in Common Stock), then, in each such case, the Company shall give to the Rights Agent and to each holder of a Rights Certificate, in accordance with Section 25, a notice of such proposed action, which shall specify the record date for the purposes of such stock dividend, distribution of rights or warrants, or the date on which such reclassification, consolidation, merger, sale, transfer, liquidation, dissolution, or winding up is to take place and the date of participation therein by the holders of the Series A Preferred and/or Common Stock, if any such date is to be fixed, and such notice shall be so given in the case of any action covered by clause (a) or (b) above at least ten (10) days prior to the record date for determining holders of the Series A Preferred for purposes of such action, and in the case of any such other action, at least ten (10) days prior to the date of the taking of such proposed action or the date of participation therein by the holders of the Series A Preferred and/or Common Stock, whichever shall be the earlier.

In case any event set forth in Section 11.1.2 or Section 13 shall occur, then, in any such case, (i) the Company shall as soon as practicable thereafter give to the Rights Agent and to each holder of a Rights Certificate, in accordance with Section 25, a notice of the occurrence of such event, which notice shall describe the event and the consequences of the event to holders of Rights under Section 11.1.2 and Section 13, and (ii) all references in this Section 24 to Series A Preferred shall be deemed thereafter to refer to Common Stock and/or, if appropriate, other securities.

25. **Notices.** Notices or demands authorized by this Plan to be given or made by the Rights Agent or by the holder of any Rights Certificate to or on the Company shall be sufficiently given or made if sent by overnight delivery service or first-class mail, postage prepaid, addressed (until another address is filed in writing with the Rights Agent) as follows:

Southwest Gas Holdings, Inc.  
8360 S. Durango Dr.  
Post Office Box 98510  
Las Vegas, Nevada 89193-8510  
Attention: Thomas Moran

with a copy (which shall not constitute notice) to:

Morrison & Foerster LLP  
425 Market Street  
San Francisco, CA 94105  
Attention: Brandon C. Parris, Michael O'Bryan, Joseph Sulzbach

Subject to the provisions of [Section 21](#) and [Section 24](#), any notice or demand authorized by this Plan to be given or made by the Company or by the holder of any Rights Certificate to or on the Rights Agent shall be sufficiently given or made if sent by overnight delivery service or first-class mail, postage prepaid, addressed (until another address is filed in writing with the Company) as follows:

Equiniti Trust Company, LLC  
1110 Centre Pointe Curve, Suite 101  
Mendota Heights, MN 55120  
Attention: Account Management Team

Notices or demands authorized by this Plan to be given or made by the Company or the Rights Agent to the holder of any Rights Certificate (or, prior to the Distribution Date, to the holder of any certificate representing Common Stock or of any Book Entry Shares) shall be sufficiently given or made if sent by first-class mail, postage prepaid, addressed to such holder at the address of such holder as shown on the registry books of the Company or the transfer agent or registrar for the Common Stock; provided that prior to the Distribution Date a filing by the Company with the Securities and Exchange Commission shall constitute sufficient notice to the holders of securities of the Company, including the Rights, for purposes of this Plan and no other notice need be given.

26. [Supplements and Amendments](#). For so long as the Rights are then redeemable, the Company may, and the Rights Agent shall, if the Company so directs, supplement or amend any provision of this Plan in any respect without the approval of any holders of the Rights or Common Stock. At any time when the Rights are no longer redeemable, the Company may and the Rights Agent shall, if the Company so directs, supplement or amend any provision of this Plan in any respect without the approval of any holders of Rights; provided, however, that no such supplement or amendment may (i) adversely affect the interests of the holders of Rights as such (other than an Acquiring Person or an Affiliate or Associate of an Acquiring Person or any other holder of Rights that have become null and void pursuant to [Section 11.1.2](#)), (ii) cause this Plan again to become amendable other than in accordance with this sentence or (iii) cause the Rights again to become redeemable. Upon the delivery of a certificate from an officer of the Company which states that the supplement or amendment is in compliance with the terms of this [Section 26](#), the Rights Agent shall execute such supplement or amendment; provided that such supplement or amendment does not adversely affect the rights, duties or obligations of the Rights Agent under this Plan. The Rights Agent agrees that time is of the essence in connection with any supplement or amendment to this Plan that it is directed by the Company to execute in accordance with this [Section 26](#). For the avoidance of doubt, the Company shall be entitled to adopt and implement such procedures and arrangements (including with the Rights Agent or other third parties) as it may deem necessary or desirable to facilitate the exercise, exchange, subscription, trading, issuance or distribution of the Rights (and shares of preferred stock (or fractions thereof) or shares of Common Stock), including use of book entry, as contemplated hereby and to ensure that an Acquiring Person does not obtain the benefits thereof, and any supplement or amendment of this Plan in respect of the foregoing shall be deemed to not adversely affect the interests of the holders of Rights.

27. [Exchange](#).

27.1 [Exchange of Common Stock for Rights](#). The Board may, at its option, at any time after the occurrence of a Trigger Event, exchange Common Stock for all or part of the then outstanding and exercisable Rights (which shall not include Rights that have become null and void pursuant to the provisions of [Section 11.1.2](#)) by exchanging at an exchange ratio of one share of Common Stock per Right, appropriately adjusted to reflect any stock split, stock dividend or similar transaction occurring after the date hereof (such amount per Right being hereinafter referred to as the "[Exchange Consideration](#)"). Notwithstanding the foregoing, the Board shall not be empowered to effect such exchange at any time after any Acquiring Person shall have become the Beneficial Owner of 50% or more of the Common Stock then outstanding. From and after the occurrence of an event specified in [Section 13.1](#), any Rights that theretofore have not been exchanged pursuant to this [Section 27.1](#) shall thereafter be exercisable only in accordance with [Section 13](#) and may not be exchanged pursuant to this [Section 27.1](#). The exchange of the Rights by the Board may be made effective at such time, on such basis and with such conditions as the Board in its sole discretion may establish. Without limiting the foregoing, prior to effecting an exchange pursuant to this [Section 27](#), the Board may direct the Company to enter into a Trust Agreement in such form and with such terms as the Board shall then approve (the "[Trust Agreement](#)"). If the Board so directs, the

Company shall enter into the Trust Agreement and shall issue to the trust created by such agreement (the "Trust") all of the Common Stock issuable pursuant to the exchange (or any portion thereof that has not theretofore been issued in connection with the exchange). From and after the time at which such shares are issued to the Trust, all stockholders then entitled to receive shares pursuant to the exchange shall be entitled to receive such shares (and any dividends or distributions made thereon after the date on which such shares are deposited in the Trust) only from the Trust and solely upon compliance with the relevant terms and provisions of the Trust Agreement. Any Common Stock issued at the direction of the Board in connection herewith shall be validly issued, fully paid and nonassessable Common Stock or Series A Preferred (as the case may be), and the Company shall be deemed to have received as consideration for such issuance a benefit having a value that is at least equal to the aggregate par value of the shares so issued.

27.2 Exchange Procedures. Immediately upon the effectiveness of the action of the Board ordering the exchange for any Rights pursuant to Section 27.1 and without any further action and without any notice, the right to exercise such Rights shall terminate and the only right thereafter of a holder of such Rights shall be to receive the Exchange Consideration. The Company shall promptly give public notice of any such exchange; provided, however, that the failure to give, or any defect in, such notice shall not affect the validity of such exchange. The Company promptly shall mail a notice of any such exchange to all of the holders of such Rights at their last addresses as they appear upon the registry books of the Rights Agent. Any notice which is mailed in the manner herein provided shall be deemed given, whether or not the holder receives the notice. Each such notice of exchange shall state the method by which the exchange of the Common Stock for Rights will be effected and, in the event of any partial exchange, the number of Rights which will be exchanged. Any partial exchange shall be effected pro rata based on the number of Rights (other than the Rights that have become null and void pursuant to the provisions of Section 11.1.2) held by each holder of Rights.

27.3 Insufficient Shares. The Company may at its option substitute, for each share of Common Stock that would otherwise be issuable upon exchange of a Right, (a) a number of shares of Series A Preferred or fraction thereof (or equivalent preferred stock, as such term is defined in Section 11.2), (b) cash, (c) other equity securities of the Company or common stock equivalents, as such term is defined in Section 11.1.3, (d) debt securities of the Company, (e) other assets or (f) any combination of the foregoing (the items described in (a) through (f), the "Equivalent Exchange Assets"), in each case having an aggregate value equal to the current per share market price of one share of Common Stock (determined pursuant to Section 11.4) as of the date of such exchange. In the event that there shall not be sufficient shares of Common Stock issued but not outstanding or authorized but unissued and otherwise available for issuance to permit an exchange of Rights for Common Stock as contemplated in accordance with this Section 27, the Company shall substitute to the extent of such insufficiency, for each share of Common Stock that would otherwise be issuable upon exchange of a Right, Equivalent Exchange Assets, which consideration shall have an aggregate current per share market price (determined pursuant to Section 11.4 hereof) equal to the current per share market price of one share of Common Stock (determined pursuant to Section 11.4 hereof) as of the date of such exchange.

28. Process to Seek Exemption Prior to Trigger Event. Any Person who desires to effect any acquisition of Common Stock that would, if consummated, result in such Person becoming an Acquiring Person (a "Requesting Person") may, prior to the Stock Acquisition Date and in accordance with this Section 28, request that the Board grant an exemption with respect to such acquisition under this Plan so that either such transaction would be deemed an "Exempt Acquisition" or such Person would be deemed to be an "Exempt Person", in each case, for purposes of this Plan (an "Exemption Request"). An Exemption Request shall be in proper form and shall be delivered by registered or certified mail to the Corporate Secretary of the Company at the principal executive office of the Company. The Exemption Request shall be deemed made upon receipt by the Corporate Secretary of the Company. To be in proper form, an Exemption Request shall set forth (i) the name and address of the Requesting Person, (ii) the number and percentage of shares of Common Stock then Beneficially Owned by the Requesting Person, together with all Affiliates and Associates of the Requesting Person, and (iii) a reasonably detailed description of the transaction or transactions by which the Requesting Person would propose to acquire Beneficial Ownership of shares of Common Stock aggregating 4.9% (9.9% in the case of a Passive Investor) or more of the then outstanding shares of Common Stock and the maximum number and percentage of shares of Common Stock that the Requesting Person proposes to acquire. The Board shall make a determination whether to grant an exemption in response to an Exemption Request as promptly as practicable (and, in any event, within ten (10) Business Days) after receipt thereof; provided, that the failure of the Board to make a determination within such period shall be deemed to constitute the denial by the Board of the Exemption Request. The Requesting Person shall respond promptly to reasonable and appropriate requests for additional information from the Board and its advisors to assist



the Board in making its determination. The Board shall only grant an exemption in response to an Exemption Request if the Board determines in its sole discretion that the acquisition of Beneficial Ownership of shares of Common Stock by the Requesting Person (A) will not in any material respect adversely impact or otherwise impair the Tax-Free Status or (B) is in the best interests of the Company despite the fact that it may adversely impact in a material respect or otherwise impair the Tax-Free Status. Any exemption granted hereunder may be granted in whole or in part, and may be subject to limitations or conditions (including a requirement that the Requesting Person agree that it will not acquire Beneficial Ownership of shares of Common Stock in excess of the maximum number and percentage of shares approved by the Board), in each case as and to the extent the Board shall determine necessary or desirable to preserve the Tax-Free Status. Any Exemption Request may be submitted on a confidential basis and, except to the extent required by applicable law or otherwise determined by the Board, the Company shall maintain the confidentiality of such Exemption Request and the Board's determination with respect thereto, unless the information contained in the Exemption Request or the Board's determination with respect thereto otherwise becomes publicly available, or the Board otherwise determines to make such information public. The Exemption Request shall be considered and evaluated by directors serving on the Board, or a duly constituted committee thereof, who are independent of the Company and the Requesting Person, and the action of a majority of such independent and disinterested directors shall be deemed to be the determination of the Board for purposes of such Exemption Request.

29. **Successors.** All the covenants and provisions of this Plan by or for the benefit of the Company or the Rights Agent shall bind and inure to the benefit of their respective successors and assigns hereunder.

30. **Benefits of this Plan.** Nothing in this Plan shall be construed to give to any Person other than the Company, the Rights Agent and the registered holders of the Rights Certificates (and, prior to the Distribution Date, the Common Stock) any legal or equitable right, remedy or claim under this Plan; but this Plan shall be for the sole and exclusive benefit of the Company, the Rights Agent and the registered holders of the Rights Certificates (and, prior to the Distribution Date, the Common Stock).

31. **Determination and Actions by the Board or Committee Thereof.** The Board, or a duly authorized committee thereof, shall have the exclusive power and authority to administer this Plan and to exercise the rights and powers specifically granted to the Board or to the Company, or as may be necessary or advisable in the administration of this Plan, including the right and power to (a) interpret the provisions of this Plan and (b) make all determinations deemed necessary or advisable for the administration of this Plan (including a determination to redeem or not redeem the Rights or amend this Plan). In administering this Plan and exercising the rights and powers specifically granted to the Board and to the Company hereunder, and in interpreting this Plan and making any determination hereunder, the Board, or a duly authorized committee thereof, may consider any and all facts, circumstances or information it deems to be necessary, useful or appropriate. All such actions, calculations, interpretations and determinations that are done or made by the Board, or a duly authorized committee thereof, in good faith shall be final, conclusive and binding on the Company, the Rights Agent, and the holders of the Rights, as such, and all other parties to the fullest extent permitted by applicable law.

32. **Severability.** If any term, provision, covenant or restriction of this Plan is held by a court of competent jurisdiction or other authority to be invalid, void or unenforceable, the remainder of the terms, provisions, covenants and restrictions of this Plan shall remain in full force and effect and shall in no way be affected, impaired or invalidated.

33. **Governing Law.** This Plan and each Rights Certificate issued hereunder shall be deemed to be a contract made under the internal laws of the State of Delaware and for all purposes shall be governed by and construed in accordance with the laws of such State applicable to contracts to be made and performed entirely within such State.

34. **Counterparts.** This Plan may be executed in any number of counterparts and each of such counterparts shall for all purposes be deemed to be an original, and all such counterparts shall together constitute but one and the same instrument. A signature to this Plan transmitted electronically shall have the same authority, effect and enforceability as an original signature.

35. **Descriptive Headings; Interpretation.** Headings of the sections of this Plan and of the exhibits hereto and the table of contents are for convenience of the parties hereto only and shall be given no substantive or interpretative effect whatsoever. As used in this Plan: (a) the words "include", "includes" or "including" shall be deemed to be followed by the words "without limitation"; (b) the words "hereof", "hereby", "herein" and "hereunder" and words of similar import when used in this Plan, unless otherwise specified, shall refer to this Plan as a whole and not to any particular provision of this Plan; (c) whenever this Plan refers to a number of days, such number shall refer to calendar days unless Business Days are specified; and (d) unless otherwise expressly provided herein, any statute defined or referred to herein means such statute as from time to time amended, modified or supplemented, including by succession of comparable successor statutes, and includes any rules or regulations promulgated thereunder. The definitions contained in this Plan are applicable to the singular as well as the plural forms of such terms.

*(Signature Page Follows)*

IN WITNESS WHEREOF, the parties hereto have caused this Plan to be duly executed, as of the day and year first above written.

**SOUTHWEST GAS HOLDINGS, INC.**

By: \_\_\_\_\_

Name: Thomas Moran  
Title: Vice President, General Counsel/Corporate  
Secretary

**EQUINITI TRUST COMPANY, LLC**

By: \_\_\_\_\_

Name:  
Title:

FORM OF  
CERTIFICATE OF DESIGNATIONS  
of  
SERIES A JUNIOR PARTICIPATING PREFERRED STOCK  
of  
SOUTHWEST GAS HOLDINGS, INC.  
(Pursuant to Section 151 of the  
Delaware General Corporation Law)

Southwest Gas Holdings, Inc., a corporation organized and existing under the General Corporation Law of the State of Delaware (hereinafter called the "Corporation"), hereby certifies that the following resolution was adopted by the Board of Directors of the Corporation (hereinafter called the "Board of Directors" or the "Board") as required by Section 151 of the General Corporation Law at a meeting duly called and held on November 3, 2023.

RESOLVED, that pursuant to the authority expressly granted to and vested in the Board in accordance with the provisions of the Certificate of Incorporation of the Corporation, the Board hereby creates a series of Preferred Stock, no par value per share (the "Preferred Stock"), of the Corporation and hereby states the designation and number of shares, and fixes the relative rights, powers and preferences, and qualifications, limitations and restrictions thereof as follows:

Section 1. Designation and Amount. The shares of such series shall be designated as "Series A Junior Participating Preferred Stock" (the "Series A Preferred") and the number of shares constituting the Series A Preferred shall be 100,000. Such number of shares may be increased or decreased by resolution of the Board of Directors; provided, that no decrease shall reduce the number of shares of Series A Preferred to a number less than the number of shares then outstanding plus the number of shares reserved for issuance upon the exercise of outstanding options, rights or warrants or upon the conversion of any outstanding securities issued by the Corporation convertible into or exchangeable for Series A Preferred.

Section 2. Dividends and Distributions.

A. Subject to the prior and superior rights of the holders of any shares of any class or series of stock of this Corporation ranking prior and superior to the Series A Preferred with respect to dividends, the holders of shares of Series A Preferred, in preference to the holders of Common Stock, par value \$1.00 per share (the "Common Stock"), of the Corporation, and of any other stock ranking junior to the Series A Preferred, shall be entitled to receive, when, as and if declared by the Board of Directors out of funds legally available for the purpose, quarterly dividends payable in cash on the first day of March, June, September and December in each year (each such date being referred to herein as a "Quarterly Dividend Payment Date"), commencing on the first Quarterly Dividend Payment Date after the first issuance of a share or fraction of a share of Series A Preferred, in an amount per share (rounded to the nearest cent) equal to the greater of (a) \$10.00 or (b) subject to the provision for adjustment hereinafter set forth, 10,000 times the aggregate per share amount of all cash dividends, and 10,000 times the aggregate per share amount (payable in kind) of all non-cash dividends or other distributions, other than a dividend payable in shares of Common Stock or a subdivision of the outstanding shares of Common Stock (by reclassification or otherwise), in each case declared on the Common Stock since the immediately preceding Quarterly Dividend Payment Date or, with respect to the first Quarterly Dividend Payment Date, since the first issuance of any share or fraction of a share of Series A Preferred. In the event the Corporation shall at any time declare or pay any dividend on the Common Stock payable in shares of Common Stock, or effect a subdivision, combination or consolidation of the outstanding shares of Common Stock (by reclassification or otherwise than by payment of a dividend in shares of Common Stock) into a greater or lesser number of shares of Common Stock, then in each such case the amount to which holders of shares of Series A Preferred were entitled immediately prior to such event under clause (b) of the preceding sentence shall be adjusted by multiplying such amount by a fraction, the numerator of which is the number of shares of Common Stock outstanding immediately after such event and the denominator of which is the number of shares of Common Stock that were outstanding immediately prior to such event.

B. No dividend or other distribution shall be paid on the Common Stock (other than a dividend payable in shares of Common Stock), unless the Corporation shall declare a dividend or distribution on the Series A Preferred as provided in paragraph (A) of this Section 2 immediately after it declares such dividend or distribution on the Common Stock.

C. Dividends shall begin to accrue and be cumulative on outstanding shares of Series A Preferred from the Quarterly Dividend Payment Date next preceding the date of issue of such shares, unless the date of issue of

such shares is prior to the record date for the first Quarterly Dividend Payment Date, in which case dividends on such shares shall begin to accrue from the date of issue of such shares, or unless the date of issue is a Quarterly Dividend Payment Date or is a date after the record date for the determination of holders of shares of Series A Preferred entitled to receive a quarterly dividend and before such Quarterly Dividend Payment Date, in either of which events such dividends shall begin to accrue and be cumulative from such Quarterly Dividend Payment Date. Accrued but unpaid dividends shall not bear interest. Dividends paid on the shares of Series A Preferred in an amount less than the total amount of such dividends at the time accrued and payable on such shares shall be allocated pro rata on a share-by-share basis among all such shares at the time outstanding. The Board of Directors may fix a record date for the determination of holders of shares of Series A Preferred entitled to receive payment of a dividend or distribution declared thereon, which record date shall be not more than sixty (60) days prior to the date fixed for the payment thereof.

Section 3. [Voting Rights](#). The holders of shares of Series A Preferred shall have the following voting rights:

A. Subject to the provision for adjustment hereinafter set forth, each share of Series A Preferred shall entitle the holder thereof to 10,000 votes on all matters submitted to a vote of the stockholders of the Corporation. In the event the Corporation shall at any time declare or pay any dividend on the Common Stock payable in shares of Common Stock, or effect a subdivision, combination or consolidation of the outstanding shares of Common Stock (by reclassification or otherwise than by payment of a dividend in shares of Common Stock) into a greater or lesser number of shares of Common Stock, then in each such case the number of votes per share to which holders of shares of Series A Preferred were entitled immediately prior to such event shall be adjusted by multiplying such number by a fraction, the numerator of which is the number of shares of Common Stock outstanding immediately after such event and the denominator of which is the number of shares of Common Stock that were outstanding immediately prior to such event.

B. Except as otherwise provided herein, in any other Certificate of Designations creating a series of Preferred Stock or any similar stock, or by law, the holders of shares of Series A Preferred and the holders of shares of Common Stock and any other capital stock of the Corporation having general voting rights shall vote together as one class on all matters submitted to a vote of stockholders of the Corporation.

C. Except as set forth herein, or as otherwise provided by law, holders of Series A Preferred shall have no special voting rights and their consent shall not be required (except to the extent they are entitled to vote with holders of Common Stock as set forth herein) for taking any corporate action.

Section 4. [Certain Restrictions](#).

A. Whenever quarterly dividends or other dividends or distributions payable on the Series A Preferred as provided in [Section 2](#) are in arrears, thereafter and until all accrued and unpaid dividends and distributions, whether or not declared, on shares of Series A Preferred outstanding shall have been paid in full, the Corporation shall not:

- i. declare or pay dividends, or make any other distributions, on or redeem or purchase or otherwise acquire for consideration any shares of stock ranking junior (either as to dividends or upon liquidation, dissolution or winding up) to the Series A Preferred, other than (A) such redemptions or purchases that may be deemed to occur upon the exercise of stock options, warrants or similar rights or grant, vesting or lapse of restrictions on the grant of any other performance shares, restricted stock, restricted stock units or other equity awards to the extent that such shares represent all or a portion of (x) the exercise or purchase price of such options, warrants or similar rights or other equity awards and (y) the amount of withholding taxes owed by the recipient of such award in respect of such grant, exercise, vesting or lapse of restrictions; (B) the repurchase, redemption, or other acquisition or retirement for value of any such shares from employees, former employees, directors, former directors, consultants or former consultants of the Corporation or their respective estate, spouse, former spouse or family member, pursuant to the terms of the agreements pursuant to which such shares were acquired; or (C) the redemption, purchase or other acquisition of shares of any such junior stock in exchange for shares of any stock of the Corporation ranking junior (either as to dividends or upon dissolution, liquidation or winding up) to the Series A Preferred Stock;
- ii. declare or pay dividends, or make any other distributions, on any shares of stock ranking on a parity (either as to dividends or upon liquidation, dissolution or winding up) with the Series A Preferred, except dividends paid ratably on the Series A Preferred and all such parity stock on which dividends are payable or in arrears in proportion to the total amounts to which the holders of all such shares are then entitled; or
- iii. redeem or purchase or otherwise acquire for consideration any shares of Series A Preferred, or any shares of stock ranking on a parity with the Series A Preferred, except in accordance with a

purchase offer made in writing or by publication (as determined by the Board of Directors) to all holders of such shares upon such terms as the Board of Directors, after consideration of the respective annual dividend rates and other relative rights and preferences of the respective series and classes, shall determine in good faith will result in fair and equitable treatment among the respective series or classes.

B. The Corporation shall not permit any subsidiary of the Corporation to purchase or otherwise acquire for consideration any shares of stock of the Corporation unless the Corporation could, under paragraph (A) of this Section 4, purchase or otherwise acquire such shares at such time and in such manner.

Section 5. Reacquired Shares. Any shares of Series A Preferred purchased or otherwise acquired by the Corporation in any manner whatsoever shall be retired and canceled promptly after the acquisition thereof. All such shares shall upon their cancellation become authorized but unissued shares of Preferred Stock and may be reissued as part of a new series of Preferred Stock subject to the conditions and restrictions on issuance set forth herein, in the Certificate of Incorporation of the Corporation, or in any other Certificate of Designations creating a series of Preferred Stock or any similar stock or as otherwise required by law.

Section 6. Liquidation, Dissolution or Winding Up.

A. Upon any liquidation, dissolution or winding up of the Corporation, no distribution shall be made (i) to the holders of shares of stock ranking junior (either as to dividends or upon liquidation, dissolution or winding up) to the Series A Preferred, unless, prior thereto, the holders of shares of Series A Preferred shall have received the greater of (x) \$100.00 per share, plus an amount equal to accrued and unpaid dividends and distributions thereon, whether or not declared, to the date of such payment, and (y) an aggregate amount per share, subject to the provision for adjustment hereinafter set forth, equal to 10,000 times the aggregate amount to be distributed per share to the holders of shares of Common Stock or (ii) to the holders of shares of stock ranking on a parity (either as to dividends or upon liquidation, dissolution or winding up) with the Series A Preferred, except distributions made ratably on the Series A Preferred and all such parity stock in proportion to the total amounts to which the holders of all such shares are entitled upon such liquidation, dissolution or winding up. In the event the Corporation shall at any time declare or pay any dividend on the Common Stock payable in shares of Common Stock, or effect a subdivision, combination or consolidation of the outstanding shares of Common Stock (by reclassification or otherwise than by payment of a dividend in shares of Common Stock) into a greater or lesser number of shares of Common Stock, then in each such case the aggregate amount to which holders of shares of Series A Preferred were entitled immediately prior to such event pursuant to clause (i)(y) of the preceding sentence shall be adjusted by multiplying such amount by a fraction the numerator of which is the number of shares of Common Stock outstanding immediately after such event and the denominator of which is the number of shares of Common Stock that are outstanding immediately prior to such event.

B. In the event, however, that there are not sufficient assets available to permit payment in full of the amount set forth in clause (i) of paragraph (A) of this Section 6 and the liquidation preferences of all other classes and series of stock of the Corporation, if any, that rank on a parity with the Series A Preferred in respect thereof, then the assets available for such distribution shall be distributed ratably to the holders of the Series A Preferred and the holders of such parity shares in proportion to their respective liquidation preferences.

C. Neither the merger or consolidation of the Corporation into or with another corporation nor the merger or consolidation of any other corporation into or with the Corporation shall be deemed to be a liquidation, dissolution or winding up of the Corporation within the meaning of this Section 6.

Section 7. Consolidation, Merger, etc. In case the Corporation shall enter into any consolidation, merger, combination or other transaction in which the shares of Common Stock are exchanged for or changed into other stock or securities, cash and/or any other property, then in any such case each share of Series A Preferred shall at the same time be similarly exchanged for or changed into an amount per share, subject to the provision for adjustment hereinafter set forth, equal to 10,000 times the aggregate amount of stock, securities, cash and/or any other property (payable in kind), as the case may be, into which or for which each share of Common Stock is changed or exchanged. In the event the Corporation shall at any time declare or pay any dividend on the Common Stock payable in shares of Common Stock, or effect a subdivision, combination or consolidation of the outstanding shares of Common Stock (by reclassification or otherwise than by payment of a dividend in shares of Common Stock) into a greater or lesser number of shares of Common Stock, then in each such case the amount set forth in the preceding sentence with respect to the exchange or change of shares of Series A Preferred shall be adjusted by multiplying such amount by a fraction, the numerator of which is the number of shares of Common Stock outstanding immediately after such event and the denominator of which is the number of shares of Common Stock that were outstanding immediately prior to such event.

Section 8. [No Redemption](#). The Series A Preferred shall not be redeemable.

Section 9. [Rank](#). The Series A Preferred shall rank, with respect to the payment of dividends and the distribution of assets upon liquidation, dissolution or winding up, junior to all series of any other class of the Corporation's Preferred Stock, except to the extent that any such other series specifically provides that it shall rank on a parity with or junior to the Series A Preferred.

Section 10. [Amendment](#). At any time any shares of Series A Preferred are outstanding, the Certificate of Incorporation of the Corporation shall not be further amended in any manner which would materially alter or change the powers, preferences or special rights of the Series A Preferred so as to affect them adversely without the affirmative vote of the holders of at least two-thirds of the outstanding shares of Series A Preferred, voting separately as a single class.

Section 11. [Fractional Shares](#). Series A Preferred may be issued in fractions of a share that shall entitle the holder, in proportion to such holder's fractional shares, to exercise voting rights, receive dividends, participate in distributions and to have the benefit of all other rights of holders of Series A Preferred.

\* \* \*

In witness whereof, the undersigned has executed this Certificate of Designations on behalf of the Corporation this November 5, 2023.

**SOUTHWEST GAS HOLDINGS, INC.**

By: \_\_\_\_\_

Name:

Title:



## Form of Rights Certificate

Certificate No. R-

Rights

NOT EXERCISABLE AFTER THE EXPIRATION DATE (AS SUCH TERM IS DEFINED IN THE TAX-FREE SPIN PROTECTION PLAN (THE "PLAN")). THE RIGHTS ARE SUBJECT TO REDEMPTION, EXCHANGE AND AMENDMENT AT THE OPTION OF THE COMPANY, ON THE TERMS SET FORTH IN THE PLAN. UNDER CERTAIN CIRCUMSTANCES SPECIFIED IN THE PLAN, RIGHTS THAT ARE OR WERE BENEFICIALLY OWNED BY AN ACQUIRING PERSON OR AN AFFILIATE OR AN ASSOCIATE OF AN ACQUIRING PERSON (AS SUCH TERMS ARE DEFINED IN THE PLAN) OR A TRANSFEREE THEREOF WILL BECOME NULL AND VOID.

## Rights Certificate

**SOUTHWEST GAS HOLDINGS, INC.**

This certifies that \_\_\_\_\_, or registered assigns, is the registered owner of the number of Rights set forth above, each of which entitles the owner thereof, subject to the terms, provisions and conditions of the Tax-Free Spin Protection Plan, dated as of November 5, 2023, as the same may be amended from time to time (the "Plan"), between Southwest Gas Holdings, Inc., a Delaware corporation (the "Company"), and Equiniti Trust Company, LLC, as Rights Agent (the "Rights Agent"), to purchase from the Company at any time after the Distribution Date and prior to 5:00 P.M. (New York time) on the Expiration Date, at the offices of the Rights Agent, or its successor as Rights Agent, designated for such purpose, one ten-thousandth of a fully paid, nonassessable share of Series A Junior Participating Preferred Stock, no par value per share (the "Series A Preferred"), of the Company, at a purchase price of \$300.00 per one ten-thousandth of a share of Series A Preferred, subject to adjustment (the "Purchase Price"), upon presentation and surrender of this Rights Certificate with the Form of Election to Purchase and certification duly executed. The number of Rights evidenced by this Rights Certificate (and the number of one ten-thousandths of a share of Series A Preferred which may be purchased upon exercise thereof) set forth above, and the Purchase Price set forth above, are the number and Purchase Price as of November 5, 2023, based on the Series A Preferred as constituted at such date. Capitalized terms used in this Rights Certificate without definition shall have the meanings ascribed to them in the Plan. As provided in the Plan, the Purchase Price and the number of shares of Series A Preferred (or other securities or property) which may be purchased upon the exercise of the Rights evidenced by this Rights Certificate are subject to modification and adjustment upon the happening of certain events.

If the Rights evidenced by this Rights Certificate are at any time beneficially owned by or transferred to any person who is or becomes an Acquiring Person or an Affiliate or Associate of an Acquiring Person (each as defined in the Plan) or certain transferees thereof, such Rights will become null and void and will no longer be transferrable.

This Rights Certificate is subject to all of the terms, provisions and conditions of the Plan, which terms, provisions and conditions are hereby incorporated herein by reference and made a part hereof and to which Plan reference is hereby made for a full description of the rights, limitations of rights, obligations, duties and immunities hereunder of the Rights Agent, the Company and the holders of the Rights Certificates. Copies of the Plan are on file at the principal offices of the Company and the Rights Agent.

This Rights Certificate, with or without other Rights Certificates, upon surrender at the offices of the Rights Agent designated for such purpose, may be exchanged for another Rights Certificate or Rights Certificates of like tenor and date evidencing Rights entitling the holder to purchase a like aggregate number of one ten-thousandths of a share of Series A Preferred as the Rights evidenced by the Rights Certificate or Rights Certificates surrendered shall have entitled such holder to purchase. If this Rights Certificate shall be exercised in part, the holder shall be entitled to receive upon surrender hereof another Rights Certificate or Rights Certificates for the number of whole Rights not exercised.

Subject to the provisions of the Plan, the Board may, at its option, (i) redeem the Rights evidenced by this Rights Certificate at a redemption price of \$0.0001 per Right or (ii) exchange Common Stock for the Rights evidenced by this Certificate, in whole or in part.

No fractional Series A Preferred will be issued upon the exercise of any Right or Rights evidenced hereby (other than fractions of Series A Preferred which are integral multiples of one ten-thousandth of a share of Series A Preferred, which may, at the election of the Company, be evidenced by depository receipts), but in lieu thereof a cash payment will be made, as provided in the Plan.

No holder of this Rights Certificate, as such, shall be entitled to vote or receive dividends or be deemed for any purpose the holder of the Series A Preferred or of any other securities of the Company which may at any time be issuable on the exercise hereof, nor shall anything contained in the Plan or herein be construed to confer upon the holder hereof, as such, any of the rights of a stockholder of the Company or any right to vote for the election of directors or upon any matter submitted to stockholders at any meeting thereof, or to give or withhold consent to any corporate action, or to receive notice of meetings or other actions affecting stockholders (except as provided in the Plan), or to receive dividends or subscription rights, or otherwise, until the Right or Rights evidenced by this Rights Certificate shall have been exercised as provided in the Plan.

If any term, provision, covenant or restriction of the Plan is held by a court of competent jurisdiction or other authority to be invalid, void or unenforceable, the remainder of the terms, provisions, covenants and restrictions of the Plan shall remain in full force and effect and shall in no way be affected, impaired or invalidated.

This Rights Certificate shall not be valid or binding for any purpose until it shall have been countersigned by the Rights Agent.

WITNESS the facsimile signature of the proper officer of the Company.

Dated as of \_\_\_\_\_, 20\_\_.

**SOUTHWEST GAS HOLDINGS, INC.**

By: \_\_\_\_\_

Name:

Title:

Countersigned:

**EQUINITI TRUST COMPANY, LLC.**

as Rights Agent

By: \_\_\_\_\_

Authorized Signature

Form of Reverse Side of Rights Certificate

FORM OF ASSIGNMENT

(To be executed by the registered holder if such holder desires to transfer the Rights Certificate.)

FOR VALUE RECEIVED \_\_\_\_\_  
hereby sells, assigns and transfers unto \_\_\_\_\_  
\_\_\_\_\_  
\_\_\_\_\_

(Please print name and address  
of transferee)

\_\_\_\_\_ Rights evidenced by this Rights Certificate, together with all right, title and interest therein, and does hereby irrevocably constitute and appoint \_\_\_\_\_ Attorney, to transfer the within Rights Certificate on the books of the within-named Company, with full power of substitution.

Dated: \_\_\_\_\_

\_\_\_\_\_  
Signature

Signature Medallion Guaranteed:

\_\_\_\_\_

Signatures must be guaranteed by an "eligible guarantor institution" as defined in Rule 17Ad-15 promulgated under the Securities Exchange Act of 1934, as amended, which is a member of a recognized Medallion Signature Guarantee Program.

Certificate

The undersigned hereby certifies that the Rights evidenced by this Rights Certificate (1) are not Beneficially Owned by, and are not being sold, assigned or transferred by or on behalf of, a Person who is or was an Acquiring Person or an Affiliate or Associate thereof (as such terms are defined in the Plan), (2) are not being sold, assigned or transferred to or on behalf of any Acquiring Person or Affiliate or Associate thereof and (3) were not acquired from any Person who is or was an Acquiring Person or an Affiliate or Associate thereof.

Dated: \_\_\_\_\_

---

Signature

FORM OF ELECTION TO PURCHASE

(To be executed if the registered holder desires to exercise Rights represented by the Rights Certificate.)

To: SOUTHWEST GAS HOLDINGS, INC.

The undersigned hereby irrevocably elects to exercise \_\_\_\_\_ Rights represented by this Rights Certificate to purchase the Series A Preferred issuable upon the exercise of such Rights (or such other securities or property of the Company or of any other Person which may be issuable upon the exercise of the Rights) and requests that certificates for such stock (or such other securities or property of the Company or of any other Person which may be issuable upon the exercise of the Rights) be issued in the name of (or to, as the case may be):

---

(Please print name and address)

If such number of Rights shall not be all the Rights evidenced by this Rights Certificate, a new Rights Certificate for the balance remaining of such Rights shall be registered in the name of and delivered to:

Please insert social security  
or other identifying number

---

(Please print name and address)

Dated: \_\_\_\_\_

---

Signature

Signature Medallion Guaranteed:

---

Signatures must be guaranteed by an "eligible guarantor institution" as defined in Rule 17Ad-15 promulgated under the Securities Exchange Act of 1934, as amended, which is a member of a recognized Medallion Signature Guarantee Program.

Certificate

The undersigned hereby certifies that the Rights evidenced by this Rights Certificate (1) are not Beneficially Owned by, and are not being sold, assigned or transferred by or on behalf of, a Person who is or was an Acquiring Person or an Affiliate or Associate thereof (as such terms are defined in the Plan), (2) are not being sold, assigned or transferred to or on behalf of any Acquiring Person or Affiliate or Associate thereof and (3) were not acquired from any Person who is or was an Acquiring Person or an Affiliate or Associate thereof.

Dated: \_\_\_\_\_

---

Signature

---

**NOTICE**

The signature in the foregoing Form of Assignment and Form of Election to Purchase must conform to the name as written upon the face of this Rights Certificate in every particular, without alteration or enlargement or any change whatsoever.

In the event the certification set forth above in the Form of Assignment or Form of Election to Purchase is not completed, the Company will deem the Beneficial Owner of the Rights evidenced by this Rights Certificate to be an Acquiring Person or an Affiliate or Associate of an Acquiring Person and such Assignment or Election to Purchase will not be honored.

SUMMARY OF RIGHTS TO PURCHASE  
PREFERRED STOCK

On November 3, 2023, the Board of Directors (the “Board of Directors”) of Southwest Gas Holdings, Inc., a Delaware corporation (the “Company”), authorized and declared a dividend of one preferred stock purchase right (a “Right”) for each outstanding share of common stock, par value \$1.00 per share, of the Company (the “Common Stock”). The dividend is payable on November 17, 2023 (the “Record Date”), to the holders of record of shares of Common Stock as of 5:00 P.M., New York City time, on the Record Date. The description and terms of the Rights are set forth in a Tax-Free Spin Protection Plan, dated as of November 5, 2023, as the same may be amended from time to time (the “Plan”), between the Company and Equiniti Trust Company, LLC, as Rights Agent (the “Rights Agent”).

The Company intends to effectuate a potential spin-off of Centuri Group, Inc. (“Centuri”) and continues to assess the value of a potential tax-free spin-off of Centuri, either following, or in lieu of, a potential initial public offering by Centuri as well as other taxable transaction alternatives that may utilize the Company’s available net operating losses to offset the tax impact in certain cases, including, among other potential structures, a potential sell-down of Centuri shares held by the Company following an initial public offering of Centuri. In order to help preserve the value to stockholders of a potential spin-off of Centuri in a manner that could be tax-free (the “Tax-Free Status”) to the Company as well as its stockholders, the Board of Directors adopted the Plan. While the Company intends that any spin-off transaction, if effected, would qualify as a tax-free transaction to the Company’s stockholders, the ability to effect a spin-off that is tax-free to the Company could be lost if certain stock purchases (including by existing or new holders in the open market) are treated as part of a plan pursuant to which one or more persons directly or indirectly acquire a 50% or greater interest in the Company (a “355 Ownership Change”) within applicable time periods for purposes of Section 355(e) of the Internal Revenue Code (the “Code”). The Company believes that there is minimal capacity for changes in the ownership of its stock before a 355 Ownership Change could occur. The Plan is intended to restrict the acquisitions of Company stock that could cause a 355 Ownership Change and could impair the Company’s ability to effectuate a spin-off transaction that has Tax-Free Status.

For those interested in a summary of the terms of the Plan, we provide the following description. Please note, however, that this description is only a summary, does not purport to be complete and is qualified in its entirety by reference to all of the provisions of the Plan, which is incorporated herein by reference. The Plan has been filed with the Securities and Exchange Commission as an exhibit to a Registration Statement on Form 8-A. A copy of the Plan is available free of charge from the Company upon request.

### *The Rights*

The Rights will be issued in respect of all shares of Common Stock outstanding on the Record Date. The Rights will initially trade with, and will be inseparable from, the Common Stock, and the record holders of shares of Common Stock will be the record holders of the Rights. The Rights will be evidenced only by certificates (or, in the case of uncertificated shares, by notations in the book-entry account system) that represent shares of Common Stock. Rights will also be issued in respect of any shares of Common Stock that shall become outstanding after the Record Date and, subject to certain exceptions specified in the Plan, prior to the earlier of the Distribution Date (as defined below) and the Expiration Date (as defined below).

### *Exercise; Distribution Date; Transfer of Rights; Right Certificates*

The Rights are not exercisable until the Distribution Date. After the Distribution Date, each Right will be exercisable to purchase from the Company one ten-thousandth of a share of Series A Junior Participating Preferred Stock, no par value per share, of the Company (the “Series A Preferred”), at a purchase price of \$300.00 per one ten-thousandth of a share of Series A Preferred (the “Purchase Price”), subject to adjustment as provided in the Plan.

The “Distribution Date” is the earlier of (i) the close of business on the tenth business day after the public announcement that a person or group has become an Acquiring Person (as defined below) or that discloses information which reveals the existence of an Acquiring Person or such earlier date as a majority of the Board shall become aware of the existence of an Acquiring Person (the date described in this clause (i), the “Stock Acquisition Date”) and (ii) such date (prior to such time as any person or group has become an Acquiring Person), if any, as may be determined by the Board of Directors following the commencement of, or the first public announcement of an intention to commence, a tender offer or exchange offer the consummation of which would result in any person or



group becoming an Acquiring Person. A person or group becomes an “Acquiring Person” upon acquiring beneficial ownership of 4.9% (9.9% in the case of a passive investor or, in the case of the Icahn Group (as defined below) or any member of the Icahn Group, the applicable amounts set forth in the paragraph below) or more of the outstanding shares of Common Stock, except in certain situations specified in the Plan.

Carl C. Icahn, Andrew Teno, Beckton Corp., Icahn Enterprises G.P. Inc., Icahn Enterprises Holdings L.P., IEP Utility Holdings LLC, IPH GP LLC, Icahn Capital LP, Icahn Onshore LP, Icahn Offshore LP, Icahn Partners LP and Icahn Partners Master Fund LP (collectively, the “Icahn Group”), to the extent the Amended and Restated Cooperation Agreement, dated as of October 24, 2022, by and among the Icahn Group and the Company (as it may be amended, modified, supplemented and/or amended and restated in accordance with the terms thereof from time to time, the “Cooperation Agreement”) remains in effect and the Icahn Ownership Event (as defined below) has not occurred, will not be considered an Acquiring Person until such time as the Icahn Group or any member of the Icahn Group, together with their affiliates and associates, becomes the beneficial owner of more than 24.9% of the shares of Common Stock then outstanding. Following the termination or expiration of the Cooperation Agreement or the occurrence of the Icahn Ownership Event, the Icahn Group, the members of the Icahn Group and each of their respective affiliates and associates, collectively, shall be deemed to be an Acquiring Person if the Icahn Group, any member of the Icahn Group, or any of their respective affiliates and associates acquires beneficial ownership of more than the greater of (x) a number of shares of Common Stock equal to 4.9% of the shares of Common Stock then outstanding or (y) the number of shares Beneficially Owned by the Icahn Group at the time of such termination, expiration or occurrence. “Icahn Ownership Event” shall be deemed to have occurred at such time as the Icahn Group, together with the Icahn Affiliates (as defined in the Cooperation Agreement), beneficially owns an aggregate Net Long Position (as defined in the Cooperation Agreement) of a number of Common Shares (as defined in the Cooperation Agreement) that is less than 50% of the Tender Offer Closing Amount (as defined in the Cooperation Agreement).

Until the Distribution Date, the Rights will be transferred with and only with the Common Stock, and any transfer of shares of Common Stock will constitute a transfer of the associated Rights. After the Distribution Date, the Rights will separate from the Common Stock and, as soon as practicable after the Distribution Date, separate certificates evidencing the Rights (“Rights Certificates”) will be mailed to holders of record of the Common Stock as of the close of business on the Distribution Date and such separate Rights Certificates alone will evidence the Rights.

#### *Expiration Date*

The Rights will expire on the earliest of (a) the close of business on the date that is two years after the date on which the Spin-Off Transaction is consummated (consistent with a presumption period for testing for a 355 Ownership Change), (b) the close of business on the date on which the Board determines to no longer pursue the Spin-Off Transaction or that the Spin-Off Transaction will not be consummated with Tax-Free Status, (c) the time at which the Rights are redeemed or exchanged pursuant to the Plan, (d) the close of business on the business day following the certification of the voting results of the Company’s 2024 annual stockholders meeting, if at such meeting the approval of the Plan has not been obtained, (e) the close of business on the day that is 270 days after the date of the Plan, if the approval of the Company’s stockholders has not been obtained by such date and only if as of such date the Cooperation Agreement remains in effect and the Icahn Ownership Event has not occurred, or (f) the time at which the Board of Directors determines that there is no longer a risk of an ownership change under Section 355 of the Code occurring or that an ownership change under Section 355 of the Code would not in any material respect adversely impact or otherwise impair the Tax-Free Status (such earliest date, the “Expiration Date”).

#### *Process to Seek Exemption*

The Plan includes procedures by which the Board of Directors will consider requests, prior to the Stock Acquisition Date, from any person who desires to effect any acquisition of Common Stock that would, if consummated, result in such person beneficially owning 4.9% (9.9% in the case of a passive investor or, in the case of the Icahn Group or any member of the Icahn Group, the applicable amounts set forth above) or more of the then outstanding shares of Common Stock. The Board of Directors will only grant an exemption in response to an exemption request if the Board of Directors determines that the acquisition of shares of Common Stock by the requesting person (A) will not in any material respect adversely impact or otherwise impair the Tax-Free Status or (B) is in the best interests of the Company despite the fact that it may adversely impact in a material respect or otherwise impair the Tax-Free Status.

### *Consequences of a Person or Group Becoming an Acquiring Person*

*Flip-In Trigger.* If any person or group becomes an Acquiring Person, each holder of a Right (other than Rights beneficially owned by an Acquiring Person, affiliates and associates of an Acquiring Person and certain transferees thereof, which Rights will thereupon become null and void) will thereafter have the right to receive upon exercise of a Right that number of shares of Common Stock having a market value of two times the Purchase Price.

*Flip-Over Trigger.* If, after any person or group has become an Acquiring Person, the Company is acquired in a merger, consolidation or combination or 50% or more of its consolidated assets, cash flow or earning power are transferred, proper provisions will be made so that each holder of a Right (other than Rights beneficially owned by an Acquiring Person, affiliates and associates of an Acquiring Person and certain transferees thereof, which Rights will have become null and void) will thereafter have the right to receive upon the exercise of a Right that number of shares of common stock of the person (or its parent) with whom the Company has engaged in the foregoing transaction having a market value of two times the Purchase Price.

*Exchange Feature.* At any time after any person or group becomes an Acquiring Person and prior to the earlier of one of the events described in the previous paragraph or the acquisition by an Acquiring Person of 50% or more of the outstanding shares of Common Stock, the Board of Directors may exchange the Rights (other than Rights owned by an Acquiring Person, affiliates and associates of an Acquiring Person and certain transferees thereof, which Rights will have become null and void), in whole or in part, for shares of Common Stock or fractions of Series A Preferred (such a share of Common Stock or a fraction of Series A Preferred, as applicable, an “Exchange Security”), at an exchange ratio of one Exchange Security per Right.

### *Redemption of the Rights*

At any time before the Distribution Date, the Board of Directors may redeem the Rights in whole, but not in part, for \$0.0001 per Right (the “Redemption Price”). The Redemption Price is payable, at the option of the Company, in cash, Common Stock or such other form of consideration as the Board of Directors shall determine. Immediately upon any redemption of the Rights, the right to exercise the Rights will terminate and the only right of the holders of Rights will be to receive the Redemption Price. The Redemption Price will be subject to adjustment.

### *Amendment*

For so long as the Rights are then redeemable, the Company may amend the Plan in any manner. After the Rights are no longer redeemable, the Company may amend the Plan in any manner that does not adversely affect the interests of holders of the Rights (other than an Acquiring Person, affiliates and associates of an Acquiring Person and certain transferees thereof).

### *Stockholder Rights*

Until a Right is exercised or exchanged, the holder thereof, as such, will have no rights as a stockholder of the Company by virtue of holding such Right, including, without limitation, the right to vote and to receive dividends.

### *Anti-Dilution Provisions*

The Board of Directors may adjust the Purchase Price, the number of shares of Series A Preferred issuable and the number of outstanding Rights to prevent dilution that may occur from a stock dividend, a stock split, a reclassification of the Series A Preferred or Common Stock or certain other specified transactions. No adjustments to the Purchase Price of less than 1% are required to be made.

### *Description of the Series A Preferred*

Each one ten-thousandth of a share of Series A Preferred, if issued:

- Will not be redeemable.
- Will entitle holders to quarterly dividend payments of \$.001 per one ten-thousandth of a share of Series A Preferred, or an amount equal to the dividend paid on one share of Common Stock, whichever is greater.

- Will entitle holders upon liquidation either to receive \$.001 per one ten-thousandth of a share of Series A Preferred, or an amount equal to the payment made on one share of Common Stock, whichever is greater.
- Will have the same voting power as one share of Common Stock.
- If shares of Common Stock are exchanged as a result of a merger, consolidation, or a similar transaction, will entitle holders to a per share payment equal to the payment made on one share of Common Stock.

The value of one ten-thousandth of a share of Series A Preferred should approximate the value of one share of Common Stock.

[THIS PAGE INTENTIONALLY LEFT BLANK]

# **CHAPTER 24**

## **Cost of Capital**

**CHAPTER 24A**  
**Cost of Debt/  
Proposed Capital Structure**

**Company Witness:  
Justin L. Forsberg**

**SOUTHWEST GAS CORPORATION  
 SOUTHERN CALIFORNIA  
 COST OF CAPITAL  
 CHAPTER 24**

**Summary**

Chapter 24 contains the financial supporting schedules for the computation of Southwest Gas Corporation's ("Southwest Gas" or the "Company") weighted average cost of capital at December 31, 2023, for the estimated year 2024, for the estimated average year 2025, and for the estimated average test year 2026. The weighted average cost of capital for each of those periods for Southwest Gas Corporation's Southern California jurisdiction is as follows:

Actual December 31, 2023	7.13%
Estimated December 31, 2024	7.70%
Estimated Average Year 2025	7.68%
Estimated Average Test Year 2026	7.74%

**Methodology**

**Capital Structure** – For the 2023 period, the capital structure displayed is the current actual capital structure of 52.40 percent long-term debt and 47.60 percent common equity. For the 2024 and 2025 periods, the forecasted capital structures displayed are 51.85 percent long-term debt, 48.15 percent common equity and 51.45 percent long-term debt, 48.55 percent common equity, respectively. For the test year 2026, Southwest Gas is proposing a capital structure of 50.0 percent long-term debt and 50.0 percent common equity.

**Embedded Cost of Long-Term Debt** – The embedded cost of long-term debt is calculated by computing the weighted cost of the individual debt instruments. The effective cost rates of debentures, notes, and medium-term notes are calculated through the use of the yield-to-maturity (YTM) or effective interest rate method. The Company's remaining notes, tax exempt and variable rate debt is computed by dividing total annual interest, fees and amortization expense by net average proceeds outstanding.

For the Southern California jurisdiction, test year 2026, the effective cost of the Big Bear Industrial Development Revenue Bonds (IDRBs) are included in the cost of capital. The effective cost of the Clark County, Nevada IDRBs are excluded, as they are designated to finance gas distribution facilities in Clark County, Nevada.

For the estimated December 31, 2024, estimated average year of 2025, and the estimated average test year of 2026, the projected cost of new debt and variable rate debt was based on the S&P Global August 2024 interest rate forecast.

The effective cost of long-term debt for the Company's Southern California jurisdiction is as follows:

Actual December 31, 2023	4.52%
Estimated December 31, 2024	4.48%
Average Estimated Year 2025	4.40%
Average Estimated Test Year 2026	4.14%

**Estimated Cost of Common Equity** – The Company is requesting a 11.35 percent return on common equity (ROE). Company witness, Dylan W. D’Ascendis, considered the results of several analytical approaches using a proxy group of six natural gas distribution companies in determining the Company’s requested ROE. The approaches used to develop the ROE recommendation included: (1) the Constant Growth form of the Discounted Cash Flow (“DCF”) model; (2) the traditional and “Empirical” forms of the Capital Asset Pricing Model (“CAPM” & “ECAPM”); (3) the Bond Yield Plus Risk Premium (“RPM”) approach; and (4) the DCF, CAPM, and the RPM applied to a proxy group of non-price regulated companies similar in total risk to the utility proxy group. In addition to the methodologies used, consideration was given to a range of factors, both quantitative and qualitative, in arriving at an ROE recommendation for Southwest Gas Corporation.



**SOUTHWEST GAS CORPORATION  
 SOUTHERN CALIFORNIA  
 CURRENT AND PROJECTED COST OF CAPITAL**

Line No.	Description (a)	Capital Structure[1] (b)	Capital Cost (c)	Weighted Cost of Capital (d)	Line No.
1	<b><u>December 31, 2023</u></b>				1
2	Long-Term Debt	52.40%	4.52% [2]	2.37%	2
3	Common Equity	47.60%	10.00% [3]	4.76%	3
4	Total	<u>100.00%</u>		<u>7.13%</u>	4
5	<b><u>December 31, 2024</u></b>				5
6	Long-Term Debt	51.85%	4.48% [5]	2.32%	6
7	Common Equity	48.15%	11.16% [4]	5.37%	7
8	Total	<u>100.00%</u>		<u>7.70%</u>	8
9	<b><u>2025 Average Year</u></b>				9
10	Long-Term Debt	51.45%	4.40% [6]	2.26%	10
11	Common Equity	48.55%	11.16% [4]	5.42%	11
12	Total	<u>100.00%</u>		<u>7.68%</u>	12
13	<b><u>2026 Average Test Year</u></b>				13
14	Long-Term Debt	50.00%	4.14% [7]	2.07%	14
15	Common Equity	50.00%	11.35% [8]	5.68%	15
16	Total	<u>100.00%</u>		<u>7.74%</u>	16

- [1] Actual capital structure 2023, projected for 2024 and 2025, and proposed 2026 ratemaking capital structure.  
 [2] Tab A, Schedule 2, Sheet 1 of 4, Line No. 6, Column (d).  
 [3] Return on common equity established in Decision No. 12-12-024  
 [4] Return on common equity - Advice Letter No. 1275 (effective January 1, 2024)  
 [5] Tab A, Schedule 3, Sheet 1 of 4, Line No. 6, Column (d).  
 [6] Tab A, Schedule 4, Sheet 1 of 4, Line No. 6, Column (d).  
 [7] Tab A, Schedule 5, Sheet 1 of 4, Line No. 6, Column (d).  
 [8] Tab B, return on common equity recommended by Company witness Dylan W. D'Ascendis

SOUTHWEST GAS CORPORATION  
 SOUTHERN CALIFORNIA  
 EMBEDDED COST OF LONG-TERM DEBT  
 ADJUSTED FOR BIG BEAR INDUSTRIAL DEVELOPMENT REVENUE BOND (IDRB)  
 AT DECEMBER 31, 2023

Line No.	Description (a)	December 31, 2023 (b)	Weight (c)	Effective Rate (d)	Cost (e)	Line No.
1	Rate Base <sup>[1]</sup>	\$ 419,911,930				1
2	Percent Long-Term Debt	52.40%				2
3	Implicit Amount of Long-Term Debt	\$ 220,033,851				3
4	1993 Big Bear IDRB, Series A <sup>[2]</sup>	\$ 49,779,093	22.62%	5.00%	\$ 2,487,446	4
5	Other Long-Term Debt	170,254,759	77.38%	4.38% <sup>[3]</sup>	7,462,307	5
6	Total Debt Southern California	<u>\$ 220,033,851</u>	<u>100.00%</u>	<u>4.52%</u>	<u>9,949,752</u>	6

<sup>[1]</sup> Chapter 17, Sheet 4.

<sup>[2]</sup> Chapter 24, Schedule 2, Sheet 2 of 4, Ln. 21, Column (b).

<sup>[3]</sup> Chapter 24, Schedule 2, Sheet 2 of 4, Ln. 20, Column (c).

**SOUTHWEST GAS CORPORATION  
SOUTHERN CALIFORNIA  
EMBEDDED COST OF LONG-TERM DEBT  
AT DECEMBER 31, 2023**

Line No.	Description (a)	Net Capital[1] (b)	Rate (c)	Cost (d)	Line No.
<b>Fixed Rate</b>					
<b>Debentures</b>					
1	8.0% Debenture, Due 2026	\$ 74,476,141	8.47%	\$ 6,310,388	1
2	6.1% Notes, Due 2041	124,871,358	6.11%	7,629,377	2
3	4.875% Notes, Due 2043	247,749,977	4.95%	12,255,999	3
4	3.80% Notes, Due 2046	296,332,171	3.88%	11,501,855	4
5	3.70% Notes, Due 2028	298,423,962	3.84%	11,445,072	5
6	4.15% Notes, Due 2049	296,747,120	4.22%	12,522,616	6
7	2.2% Notes, Due 2030	446,903,049	2.32%	10,352,778	7
8	3.18% Notes, Due 2051	\$ 296,724,014	3.24%	\$ 9,614,340	8
9	4.05% Notes, Due 2032	593,216,499	4.21%	25,002,663	9
10	5.80% Notes, Due 2027	297,403,357	6.05%	17,997,617	10
11	5.45% Notes, Due 2028	297,321,468	5.69%	16,919,587	11
12	Total Debentures	<u>\$ 3,270,169,115</u>	<u>4.33%</u>	<u>\$ 141,552,293</u>	12
<b>Medium Term Notes</b>					
13	7.92% Series A, Due 2027	24,939,332	8.00%	1,995,771	13
14	6.76% Series A, Due 2027	7,500,000	6.76%	507,000	14
15	Total Medium-Term Notes	<u>\$ 32,439,332</u>	<u>7.72%</u>	<u>\$ 2,502,771</u>	15
16	Unamortized Loss on Reacquired Debt	<u>\$ (3,394,270)</u>	<u>-5.06%</u>	<u>\$ 171,862</u>	16
17	Total Fixed Rate Debt	<u>\$ 3,299,214,176</u>	<u>4.37%</u>	<u>\$ 144,226,925</u>	17
<b>Variable Rate</b>					
18	Term Facility	<u>\$ (174,274)</u>	<u>-212.76%</u>	<u>\$ 370,782</u>	18
19	Total Variable Rate Debt	<u>\$ (174,274)</u>	<u>-212.76%</u>	<u>\$ 370,782</u>	19
20	Total Fixed and Variable Rate Debt	<u>\$ 3,299,039,903</u>	<u>4.38%</u>	<u>\$ 144,597,708</u>	20
<b>Southern California Tax Exempt</b>					
21	1993 Big Bear IDR, Series A	<u>\$ 49,779,093</u>	<u>5.00%</u>	<u>\$ 2,487,446</u>	21
<b>Clark County Tax Exempt</b>					
<b>Variable Rate</b>					
22	2003 Clark County IDR, Series A	\$ 48,771,702	5.43%	\$ 2,650,207	22
23	2008 Clark County IDR, Series A	47,553,811	5.42%	2,578,079	23
24	2009 Clark County IDR, Series A	49,616,954	4.74%	2,354,178	24
25	Total Clark County Variable Rate Debt	<u>\$ 145,942,466</u>	<u>5.20%</u>	<u>\$ 7,582,464</u>	25
<b>Clark County Tax Exempt</b>					
26	1999 Clark County IDR, Series A	\$ (279,217)	-6.70%	\$ 18,718	26
27	1999 Clark County IDR, Series C	(380,604)	-6.70%	25,515	27
28	1999 Clark County IDR, Series D	(220,300)	-6.70%	14,769	28
29	2003 Clark County IDR, Series C	(697,426)	-7.06%	49,230	29
30	2003 Clark County IDR, Series D	(832,529)	-7.06%	58,767	30
31	2003 Clark County IDR, Series E	(109,967)	-7.06%	7,762	31
32	2004 Clark County IDR, Series A	(629,501)	-9.52%	59,952	32
33	2004 Clark County IDR, Series B	2,228,627	-10.08%	(224,736)	33
34	2005 Clark County IDR, Series A	(700,851)	-8.51%	59,647	34
35	2006 Clark County IDR, Series A	3,098,951	-7.89%	(244,654)	35
36	Total Clark County Tax Exempt	<u>\$ 1,477,182</u>	<u>-11.85%</u>	<u>\$ (175,029)</u>	36
37	Total Fixed and Variable Rate Debt	<u>\$ 197,198,740</u>	<u>5.02%</u>	<u>\$ 9,894,881</u>	37

[1] Tab A, Schedule 2, sheet 3 of 4, column (f).

**SOUTHWEST GAS CORPORATION  
SOUTHERN CALIFORNIA  
LONG-TERM DEBT AT  
DECEMBER 31, 2023**

Line No.	Description (a)	Gross Principal at Dec. 31, 2023 (b)	Unamortized Balance			Net Proceeds at Dec. 31, 2023 (f)	Line No.
			Debt Expense (c)	Reacquired Debt Expense (d)	Discount (e)		
<b>Fixed Rate</b>							
<b>Debentures</b>							
1	8.0% Debenture, Due 2026	\$ 75,000,000	\$ 13,333	\$ 430,993	\$ 79,533	\$ 74,476,141	1
2	6.1% Notes, Due 2041	125,000,000	128,642	-	-	124,871,358	2
3	4.875% Notes, Due 2043	250,000,000	332,526	-	1,917,497	247,749,977	3
4	3.80% Notes, Due 2046	300,000,000	660,293	-	3,007,536	296,332,171	4
5	3.70% Notes, Due 2028	300,000,000	394,682	-	1,181,355.39	298,423,962	5
6	4.15% Notes, Due 2049	300,000,000	709,307	-	2,543,573	296,747,120	6
7	2.2% Notes, Due 2030	450,000,000	775,264	-	2,321,686.96	446,903,049	7
8	3.18% Notes, Due 2051	300,000,000	726,717	-	2,549,269	296,724,014	8
9	4.05% Notes, Due 2032	600,000,000	1,578,305	-	5,205,196	593,216,499	9
10	5.80% Notes, Due 2027	300,000,000	820,518	-	1,776,125	297,403,357	10
11	5.45% Notes, Due 2028	300,000,000	744,653	-	1,933,880	297,321,468	11
12	Total Debentures	<u>\$ 3,300,000,000</u>	<u>\$ 6,884,241</u>	<u>\$ 430,993</u>	<u>\$ 22,515,652</u>	<u>\$ 3,270,169,115</u>	12
<b>Medium Term Notes</b>							
13	7.92% Series A, Due 2027	25,000,000	11,902	-	48,766	24,939,332	13
14	6.76% Series A, Due 2027	7,500,000	-	-	-	7,500,000	14
15	Total Medium-Term Notes	<u>\$ 32,500,000</u>	<u>\$ 11,902</u>	<u>\$ -</u>	<u>\$ 48,766</u>	<u>\$ 32,439,332</u>	15
16	Unamortized Loss on Reacquired Debt[1]	\$ -	\$ -	\$ 3,394,270	\$ -	\$ (3,394,270)	16
17	Total Fixed Rate Debt	<u>\$ 3,332,500,000</u>	<u>\$ 6,896,143</u>	<u>\$ 3,825,263</u>	<u>\$ 22,564,418</u>	<u>\$ 3,299,214,176</u>	17
<b>Variable Rate</b>							
18	Term Facility	-	\$ 32,647	\$ 141,626	\$ -	\$ (174,274)	18
19	Total Variable Rate Debt	<u>\$ -</u>	<u>\$ 32,647</u>	<u>\$ 141,626</u>	<u>\$ -</u>	<u>\$ (174,274)</u>	19
20	Total Fixed and Variable Rate Debt	<u>\$ 3,332,500,000</u>	<u>\$ 6,928,790</u>	<u>\$ 3,966,889</u>	<u>\$ 22,564,418</u>	<u>\$ 3,299,039,903</u>	20
<b>Southern California Tax Exempt</b>							
21	1993 Big Bear IDR, Series A	\$ 50,000,000	\$ 195,908	\$ -	\$ 24,999	\$ 49,779,093	21
<b>Clark County Tax Exempt</b>							
<b>Variable Rate</b>							
22	2003 Clark County IDR, Series A	\$ 50,000,000	\$ 242,745	\$ 933,589	\$ 51,964	\$ 48,771,702	22
23	2008 Clark County IDR, Series A	50,000,000	362,752	1,997,355	86,083	47,553,811	23
24	2009 Clark County IDR, Series A	50,000,000	290,199	-	92,847	49,616,954	24
25	Total Variable Rate Debt	<u>\$ 150,000,000</u>	<u>\$ 895,696</u>	<u>\$ 2,930,943</u>	<u>\$ 230,894</u>	<u>\$ 145,942,466</u>	25
<b>Amortization of Loss (Gain) on Retirement of Debt</b>							
26	1999 Clark County IDR, Series A	\$ -	\$ -	\$ 279,217	\$ -	\$ (279,217)	26
27	1999 Clark County IDR, Series C	-	-	380,604	-	(380,604)	27
28	1999 Clark County IDR, Series D	-	-	220,300	-	(220,300)	28
29	2003 Clark County IDR, Series C	-	-	697,426	-	(697,426)	29
30	2003 Clark County IDR, Series D	-	-	832,529	-	(832,529)	30
31	2003 Clark County IDR, Series E	-	-	109,967	-	(109,967)	31
32	2004 Clark County IDR, Series A	-	-	629,501	-	(629,501)	32
33	2004 Clark County IDR, Series B	-	-	(2,228,627)	-	2,228,627	33
34	2005 Clark County IDR, Series A	-	-	700,851	-	(700,851)	34
35	2006 Clark County IDR, Series A	-	-	(3,098,951)	-	3,098,951	35
36	Total Tax Exempt Clark County	<u>\$ -</u>	<u>\$ -</u>	<u>\$ (1,477,182)</u>	<u>\$ -</u>	<u>\$ 1,477,182</u>	36
37	Total Fixed and Variable Rate Debt	<u>\$ 150,000,000</u>	<u>\$ 895,696</u>	<u>\$ 1,453,762</u>	<u>\$ 230,894</u>	<u>\$ 147,419,647</u>	37

[1] In March 2010, the Company redeemed the \$100 million, 7.70% Subordinated Debentures (Preferred Securities), due 9/15/2043, at par. The unamortized debt expenses were recorded as a reacquisition loss and are being amortized over the remaining life of the retired securities.

**SOUTHWEST GAS CORPORATION  
COST OF DEBT  
ORIGINAL NET PROCEEDS OF ISSUES OUTSTANDING[1]  
AT DECEMBER 31, 2023**

Line No.	Description (a)	Origination Date (b)	Maturity Date (c)	Coupon Rate (d)	Offered (e)	Gross Proceeds (f)	Underwriter's Commission and Discounts (g)		Percent of Gross Proceeds (h)	Debt and Issuance Expense (i)		Percent of Gross Proceeds (j)	Net Proceeds (k)		Per \$100 Unit (l)	Cost of Money (m)	Line No.
							Amount	Percent of Gross Proceeds		Amount	Percent of Gross Proceeds		Amount	Percent of Gross Proceeds			
1	Debentures																
2	8.0% Debenture, Due 2026	08/01/86	08/01/26	8.00%	\$ 75,000,000	\$ 75,000,000	\$ 894,750	1.19%	\$ 4,988,668	6.66%	\$ 69,106,562	92.14	9.13%	1			
3	6.1% Notes, Due 2041	02/15/11	02/15/41	6.10%	125,000,000	125,000,000	0	0.00%	167,358	0.13%	124,832,642	99.87	6.11%	2			
4	4.875% Notes, Due 2043	10/04/13	10/01/43	4.88%	250,000,000	250,000,000	2,862,500	0.95%	413,165	0.17%	247,204,335	98.86	4.85%	3			
5	3.80% Notes, Due 2046	09/29/16	10/01/46	3.80%	300,000,000	300,000,000	3,551,000	1.18%	775,217	0.26%	295,683,783	98.56	3.86%	4			
6	3.70% Notes, Due 2028	03/15/18	04/01/28	3.70%	300,000,000	300,000,000	2,595,000	0.84%	836,902	0.28%	296,688,098	98.89	3.64%	5			
7	4.15% Notes, Due 2049	05/31/19	06/01/49	4.15%	300,000,000	300,000,000	2,776,000	0.93%	1,774,680	0.26%	296,447,320	98.88	4.22%	6			
8	2.2% Notes, Due 2030	06/04/20	06/15/30	2.20%	450,000,000	450,000,000	3,492,000	0.78%	1,166,059	0.26%	445,341,941	98.96	2.32%	7			
9	3.16% Notes, Due 2051	08/20/21	08/15/51	3.18%	300,000,000	300,000,000	2,662,000	0.89%	764,555	0.25%	296,553,446	98.85	3.24%	8			
10	4.05% Notes, Due 2032	03/22/22	03/15/32	4.05%	600,000,000	600,000,000	6,136,000	1.02%	1,861,147	0.31%	592,000,853	98.67	4.21%	9			
11	5.80% Notes, Due 2027	12/01/22	12/01/27	5.80%	300,000,000	300,000,000	2,199,000	0.73%	1,015,874	0.34%	296,785,126	98.93	6.05%	10			
12	5.45% Notes, Due 2028	03/23/23	03/23/28	5.45%	300,000,000	300,000,000	2,241,000	0.75%	862,911	0.29%	296,896,089	98.97	5.69%	11			
	Total Debentures				3,300,000,000	3,300,000,000	28,843,250	0.87%	13,636,636	0.41%	3,257,520,214	98.71		12			
13	Medium Term Notes																
14	7.92% MTN, Due 2027	06/04/87	06/04/27	7.92%	25,000,000	25,000,000	187,500	0.75%	46,761	0.18%	24,766,739	98.07	8.00%	13			
15	6.76% MTN, Due 2027	09/23/87	09/24/27	6.76%	7,500,000	7,500,000	46,875	0.63%	17,228	0.23%	7,435,897	98.15	6.88%	14			
	Total Medium Term Notes				32,500,000	32,500,000	234,375	0.72%	62,989	0.19%	3,202,636	98.09		15			
16	Tax Exempt Clark County																
17	2003 Series A, Due 2038	03/20/03	03/01/38	Var	\$ 50,000,000	\$ 50,000,000	128,076	0.26%	2,820,818	5.64%	\$ 47,051,106	94.10	Var	16			
18	2008 Series A, Due 2038	09/24/08	03/01/38	Var	50,000,000	50,000,000	178,749	0.36%	4,771,935	9.54%	45,049,316	90.10	Var	17			
19	2009 Series A, Due 2039	12/09/09	12/01/39	Var	50,000,000	50,000,000	481,825	0.35%	7,666,649	1.53%	49,058,351	98.12	Var	18			
	Total Tax Exempt Clark County				150,000,000	150,000,000	481,825	0.32%	8,359,402	5.57%	\$ 141,158,773	94.11		19			
20	Tax Exempt Big Bear																
21	1993 Series A, Due 2028	12/15/83	12/01/28	Var	\$ 50,000,000	\$ 50,000,000	175,000	0.35%	656,763	1.31%	\$ 49,168,237	98.34	Var	20			
22	Term Facility [2]	03/15/12	04/10/25	Var	\$ 150,000,000	\$ 150,000,000	-	0.00%	575,880	0.38%	\$ 149,424,121	99.62	Var	21			
	Total Debt Capital				3,682,500,000	3,682,500,000	29,734,450	0.81%	23,291,570	0.63%	\$ 3,629,473,980	96.56		22			

[1] Based on Company records.  
[2] A commercial paper program was initiated in October 2002 and is backed by \$50 million of the term facility.

SOUTHWEST GAS CORPORATION  
 SOUTHERN CALIFORNIA  
 EMBEDDED COST OF LONG-TERM DEBT  
 ADJUSTED FOR BIG BEAR INDUSTRIAL DEVELOPMENT REVENUE BOND (IDRB)  
 AT DECEMBER 31, 2024

Line No.	Description (a)	December 31, 2024 (b)	Weight (c)	Effective Rate (d)	Cost (e)	Line No.
1	Rate Base[1]	\$ 436,356,515				1
2	Percent Long-Term Debt		51.85%			2
3	Implicit Amount of Long-Term Debt	\$ 226,236,244				3
4	1993 Big Bear IDRB, Series A[2]	\$ 49,771,224	22.00%	4.83%	\$ 2,405,124	4
5	Other Long-Term Debt	176,465,020	78.00%	4.38% [3]	7,734,858	5
6	Total Debt Southern California	<u>\$ 226,236,244</u>	<u>100.00%</u>	<u>4.48%</u>	<u>10,139,983</u>	6

[1] Chapter 17, Sheet 4.

[2] Chapter 24, Schedule 2, Sheet 2 of 4, Ln. 21, Column (b).

[3] Chapter 24, Schedule 2, Sheet 2 of 4, Ln. 20, Column (c).

**SOUTHWEST GAS CORPORATION  
SOUTHERN CALIFORNIA  
EMBEDDED COST OF LONG-TERM DEBT  
AT DECEMBER 31, 2024**

Line No.	Description (a)	Net Capital[1] (b)	Rate (c)	Cost (d)	Line No.
<b>Fixed Rate</b>					
<b>Debentures</b>					
1	8.0% Debenture, Due 2026	\$ 74,672,588	8.45%	\$ 6,310,384	1
2	6.1% Notes, Due 2041	124,875,802	6.11%	7,629,649	2
3	4.875% Notes, Due 2043	247,819,323	4.95%	12,259,430	3
4	3.80% Notes, Due 2046	296,435,014	3.88%	11,505,846	4
5	3.70% Notes, Due 2028	298,772,343	3.84%	11,458,433	5
6	4.15% Notes, Due 2049	296,820,502	4.22%	12,525,712	6
7	2.2% Notes, Due 2030	447,358,449	2.32%	10,363,328	7
8	3.18% Notes, Due 2051	\$ 296,798,956	3.24%	\$ 9,816,769	8
9	4.05% Notes, Due 2032	593,926,565	4.21%	25,032,590	9
10	5.80% Notes, Due 2027	298,010,015	6.05%	18,034,330	10
11	5.45% Notes, Due 2028	297,899,158	5.69%	16,952,462	11
12	Total Debentures	<u>\$ 3,273,388,717</u>	<u>4.33%</u>	<u>\$ 141,688,933</u>	12
<b>Medium Term Notes</b>					
13	7.92% Series A, Due 2027	24,955,418	8.00%	1,997,058	13
14	6.76% Series A, Due 2027	7,500,000	6.76%	507,000	14
15	Total Medium-Term Notes	<u>\$ 32,455,418</u>	<u>7.72%</u>	<u>\$ 2,504,058</u>	15
16	Unamortized Loss on Reacquired Debt	<u>\$ (3,222,409)</u>	<u>-5.33%</u>	<u>\$ 171,862</u>	16
17	Total Fixed Rate Debt	<u>\$ 3,302,621,726</u>	<u>4.37%</u>	<u>\$ 144,364,853</u>	17
<b>Variable Rate</b>					
18	Term Facility	<u>\$ (562,813)</u>	<u>-66.06%</u>	<u>\$ 371,811</u>	18
19	Total Variable Rate Debt	<u>\$ (562,813)</u>	<u>-66.06%</u>	<u>\$ 371,811</u>	19
20	Total Fixed and Variable Rate Debt	<u>\$ 3,302,058,913</u>	<u>4.38%</u>	<u>\$ 144,736,664</u>	20
<b>Southern California Tax Exempt</b>					
21	1993 Big Bear IDRB, Series A	<u>\$ 49,771,224</u>	<u>4.83%</u>	<u>\$ 2,405,124</u>	21
<b>Clark County Tax Exempt</b>					
<b>Variable Rate</b>					
22	2003 Clark County IDRB, Series A	\$ 48,555,631	4.96%	\$ 2,409,621	22
23	2008 Clark County IDRB, Series A	47,679,019	5.25%	2,501,497	23
24	2009 Clark County IDRB, Series A	49,541,151	4.64%	2,296,831	24
25	Total Clark County Variable Rate Debt	<u>\$ 145,775,801</u>	<u>4.94%</u>	<u>\$ 7,207,950</u>	25
<b>Clark County Tax Exempt</b>					
26	1999 Clark County IDRB, Series A	\$ (260,499)	-6.70%	\$ 17,464	26
27	1999 Clark County IDRB, Series C	(355,089)	-6.70%	23,805	27
28	1999 Clark County IDRB, Series D	(205,531)	-6.70%	13,779	28
29	2003 Clark County IDRB, Series C	(648,195)	-7.06%	45,755	29
30	2003 Clark County IDRB, Series D	(773,762)	-7.06%	54,619	30
31	2003 Clark County IDRB, Series E	(102,205)	-7.06%	7,214	31
32	2004 Clark County IDRB, Series A	(569,549)	-9.52%	54,243	32
33	2004 Clark County IDRB, Series B	2,003,891	-10.08%	(202,073)	33
34	2005 Clark County IDRB, Series A	(641,204)	-8.51%	54,571	34
35	2006 Clark County IDRB, Series A	2,854,297	-7.89%	(225,339)	35
36	Total Clark County Tax Exempt	<u>\$ 1,302,153</u>	<u>-11.98%</u>	<u>\$ (155,964)</u>	36
37	Total Fixed and Variable Rate Debt	<u>\$ 196,849,178</u>	<u>4.80%</u>	<u>\$ 9,457,110</u>	37

[1] Tab A, Schedule 2, sheet 3 of 4, column (f).

**SOUTHWEST GAS CORPORATION  
SOUTHERN CALIFORNIA  
LONG-TERM DEBT AT  
DECEMBER 31, 2024**

Line No.	Description (a)	Gross Principal at Dec. 31, 2024 (b)	Unamortized Balance			Net Proceeds at Dec. 31, 2024 (f)	Line No.
			Debt Expense (c)	Reacquired Debt Expense (d)	Discount (e)		
<b>Fixed Rate</b>							
<b>Debentures</b>							
1	8.0% Debenture, Due 2026	\$ 75,000,000	\$ 8,333	\$ 269,370	\$ 49,708	\$ 74,672,588	1
2	6.1% Notes, Due 2041	125,000,000	124,198	-	-	124,875,802	2
3	4.875% Notes, Due 2043	250,000,000	322,277	-	1,858,399	247,819,323	3
4	3.80% Notes, Due 2046	300,000,000	641,779	-	2,923,207	296,435,014	4
5	3.70% Notes, Due 2028	300,000,000	307,438	-	920,218.65	298,772,343	5
6	4.15% Notes, Due 2049	300,000,000	693,306	-	2,486,192	296,820,502	6
7	2.2% Notes, Due 2030	450,000,000	661,263	-	1,980,287.53	447,358,449	7
8	3.18% Notes, Due 2051	300,000,000	710,092	-	2,490,951	296,798,956	8
9	4.05% Notes, Due 2032	600,000,000	1,413,095	-	4,660,340	593,926,565	9
10	5.80% Notes, Due 2027	300,000,000	628,819	-	1,361,166	298,010,015	10
11	5.45% Notes, Due 2028	300,000,000	584,050	-	1,516,792	297,899,158	11
12	Total Debentures	<u>\$ 3,300,000,000</u>	<u>\$ 6,094,652</u>	<u>\$ 269,370</u>	<u>\$ 20,247,261</u>	<u>\$ 3,273,388,717</u>	12
<b>Medium Term Notes</b>							
13	7.92% Series A, Due 2027	25,000,000	8,746	-	35,836	24,955,418	13
14	6.76% Series A, Due 2027	7,500,000	-	-	-	7,500,000	14
15	Total Medium-Term Notes	<u>\$ 32,500,000</u>	<u>\$ 8,746</u>	<u>\$ -</u>	<u>\$ 35,836</u>	<u>\$ 32,455,418</u>	15
16	Unamortized Loss on Reacquired Debt[1]	\$ -	\$ -	\$ 3,222,409	\$ -	\$ (3,222,409)	16
17	Total Fixed Rate Debt	<u>\$ 3,332,500,000</u>	<u>\$ 6,103,398</u>	<u>\$ 3,491,779</u>	<u>\$ 20,283,097</u>	<u>\$ 3,302,621,726</u>	17
<b>Variable Rate</b>							
18	Term Facility	\$ -	\$ 473,029	\$ 89,784	\$ -	\$ (562,813)	18
19	Total Variable Rate Debt	<u>\$ -</u>	<u>\$ 473,029</u>	<u>\$ 89,784</u>	<u>\$ -</u>	<u>\$ (562,813)</u>	19
20	Total Fixed and Variable Rate Debt	<u>\$ 3,332,500,000</u>	<u>\$ 6,576,427</u>	<u>\$ 3,581,563</u>	<u>\$ 20,283,097</u>	<u>\$ 3,302,058,913</u>	20
<b>Southern California Tax Exempt</b>							
21	1993 Big Bear IDR, Series A	\$ 50,000,000	\$ 208,777	\$ -	\$ 19,999	\$ 49,771,224	21
<b>Clark County Tax Exempt</b>							
<b>Variable Rate</b>							
22	2003 Clark County IDR, Series A	\$ 50,000,000	\$ 528,384	\$ 867,688	\$ 48,296	\$ 48,555,631	22
23	2008 Clark County IDR, Series A	50,000,000	384,610	1,856,365	80,007	47,679,019	23
24	2009 Clark County IDR, Series A	50,000,000	371,835	-	87,014	49,541,151	24
25	Total Variable Rate Debt	<u>\$ 150,000,000</u>	<u>\$ 1,284,829</u>	<u>\$ 2,724,053</u>	<u>\$ 215,317</u>	<u>\$ 145,775,801</u>	25
<b>Amortization of Loss (Gain) on Retirement of Debt</b>							
26	1999 Clark County IDR, Series A	\$ -	\$ -	\$ 260,499	\$ -	\$ (260,499)	26
27	1999 Clark County IDR, Series C	-	-	355,089	-	(355,089)	27
28	1999 Clark County IDR, Series D	-	-	205,531	-	(205,531)	28
29	2003 Clark County IDR, Series C	-	-	648,195	-	(648,195)	29
30	2003 Clark County IDR, Series D	-	-	773,762	-	(773,762)	30
31	2003 Clark County IDR, Series E	-	-	102,205	-	(102,205)	31
32	2004 Clark County IDR, Series A	-	-	569,549	-	(569,549)	32
33	2004 Clark County IDR, Series B	-	-	(2,003,891)	-	2,003,891	33
34	2005 Clark County IDR, Series A	-	-	641,204	-	(641,204)	34
35	2006 Clark County IDR, Series A	-	-	(2,854,297)	-	2,854,297	35
36	Total Tax Exempt Clark County	<u>\$ -</u>	<u>\$ -</u>	<u>\$ (1,302,153)</u>	<u>\$ -</u>	<u>\$ 1,302,153</u>	36
37	Total Fixed and Variable Rate Debt	<u>\$ 150,000,000</u>	<u>\$ 1,284,829</u>	<u>\$ 1,421,900</u>	<u>\$ 215,317</u>	<u>\$ 147,077,954</u>	37

[1] In March 2010, the Company redeemed the \$100 million, 7.70% Subordinated Debentures (Preferred Securities), due 9/15/2043, at par. The unamortized debt expenses were recorded as a reacquisition loss and are being amortized over the remaining life of the retired securities.



**SOUTHWEST GAS CORPORATION  
COST OF DEBT  
ORIGINAL NET PROCEEDS OF ISSUES OUTSTANDING[1]  
AT DECEMBER 31, 2024**

Line No.	Description (a)	Origination Date (b)	Maturity Date (c)	Coupon Rate (d)	Offered (e)	Gross Proceeds (f)	Underwriter's Commission and Discounts (g)		Percent of Gross Proceeds (h)	Debt and Issuance Expense (i)		Percent of Gross Proceeds (j)	Net Proceeds (k)		Per \$100 Unit (l)	Cost of Money (m)	Line No.
							Amount	Percent of Gross Proceeds		Amount	Percent of Gross Proceeds		Amount	Percent of Gross Proceeds			
1	Debentures																
2	8.0% Debenture, Due 2026	08/01/86	08/01/26	8.00%	\$ 75,000,000	\$ 75,000,000	\$ 894,750	1.19%	\$ 4,988,668	6.66%	\$ 69,106,562	92.14	9.13%	1			
3	6.1% Notes, Due 2041	02/15/11	02/15/41	6.10%	125,000,000	125,000,000	0	0.00%	167,358	0.13%	124,832,642	98.87	6.11%	2			
4	4.875% Notes, Due 2043	10/04/13	10/01/43	4.88%	250,000,000	250,000,000	2,862,500	0.95%	413,165	0.17%	247,204,335	98.86	4.85%	3			
5	3.80% Notes, Due 2046	09/29/16	10/01/46	3.80%	300,000,000	300,000,000	3,511,000	1.16%	775,217	0.26%	295,683,783	98.56	3.86%	4			
6	3.70% Notes, Due 2028	03/15/18	04/01/28	3.70%	300,000,000	300,000,000	2,595,000	0.84%	836,902	0.28%	296,688,098	98.89	3.64%	5			
7	4.15% Notes, Due 2049	05/31/19	06/01/49	4.15%	300,000,000	300,000,000	2,776,000	0.93%	774,680	0.26%	296,447,320	98.88	4.22%	6			
8	2.2% Notes, Due 2030	06/04/20	06/15/30	2.20%	450,000,000	450,000,000	3,492,000	0.78%	1,166,059	0.26%	445,341,941	98.96	2.32%	7			
9	3.16% Notes, Due 2051	08/20/21	08/15/51	3.18%	300,000,000	300,000,000	2,662,000	0.89%	764,555	0.25%	296,553,446	98.85	3.24%	8			
10	4.05% Notes, Due 2032	03/22/22	03/15/32	4.05%	600,000,000	600,000,000	6,136,000	1.02%	1,861,147	0.31%	592,000,853	98.67	4.21%	9			
11	5.80% Notes, Due 2027	12/01/22	12/01/27	5.80%	300,000,000	300,000,000	2,199,000	0.73%	1,015,874	0.34%	296,785,126	98.93	6.05%	10			
12	5.45% Notes, Due 2028	03/23/23	03/23/28	5.45%	300,000,000	300,000,000	2,241,000	0.75%	862,911	0.29%	296,896,089	98.97	5.69%	11			
	Total Debentures				3,300,000,000	3,300,000,000	28,843,250	0.87%	13,636,536	0.41%	3,257,520,214	98.71		12			
13	Medium Term Notes																
14	7.92% MTN, Due 2027	06/04/87	06/04/27	7.92%	25,000,000	25,000,000	187,500	0.75%	46,761	0.18%	24,766,739	98.07	8.00%	13			
15	6.76% MTN, Due 2027	09/23/87	09/24/27	6.76%	7,500,000	7,500,000	46,875	0.63%	17,228	0.23%	7,435,897	98.15	6.88%	14			
	Total Medium Term Notes				32,500,000	32,500,000	234,375	0.72%	62,989	0.19%	3,202,636	98.09		15			
16	Tax Exempt Clark County																
17	2003 Series A, Due 2038	03/20/03	03/01/38	Var	\$ 50,000,000	\$ 50,000,000	128,076	0.26%	2,820,818	5.64%	\$ 47,051,106	94.10	Var	16			
18	2008 Series A, Due 2038	09/24/08	03/01/38	Var	50,000,000	50,000,000	178,749	0.36%	4,771,935	9.54%	45,049,316	90.10	Var	17			
19	2009 Series A, Due 2039	12/09/09	12/01/39	Var	50,000,000	50,000,000	175,000	0.35%	7,666,649	15.33%	49,058,351	98.12	Var	18			
	Total Tax Exempt Clark County				150,000,000	150,000,000	481,825	0.32%	8,359,402	5.57%	\$ 141,158,773	94.11		19			
20	Tax Exempt Big Bear																
21	1993 Series A, Due 2028	12/15/83	12/01/28	Var	\$ 50,000,000	\$ 50,000,000	175,000	0.35%	656,763	1.31%	\$ 49,168,237	98.34	Var	20			
22	Term Facility [2]	08/01/24	08/01/29	Var	\$ 150,000,000	\$ 150,000,000	-	0.00%	620,796	0.41%	\$ 149,379,204	99.59	Var	21			
	Total Debt Capital				3,682,500,000	3,682,500,000	29,734,450	0.81%	23,336,486	0.63%	\$ 3,629,429,064	98.56		22			

[1] Based on Company records.  
[2] A commercial paper program was initiated in October 2002 and is backed by \$50 million of the term facility. A new credit facility was established in August of 2024, associated expenses are subject to change.

SOUTHWEST GAS CORPORATION  
 SOUTHERN CALIFORNIA  
 EMBEDDED COST OF LONG-TERM DEBT  
 ADJUSTED FOR BIG BEAR INDUSTRIAL DEVELOPMENT REVENUE BOND (IDRB)  
 FOR THE AVERAGE ESTIMATED YEAR 2025

Line No.	Description (a)	Average Test Year 2025 (b)	Weight (c)	Effective Rate (d)	Cost (e)	Line No.
1	Average Rate Base[1]	\$ 437,295,664				1
2	Percent Long-Term Debt	51.45%				2
3	Implicit Amount of Long-Term Debt	\$ 224,992,841				3
4	1993 Big Bear IDRB, Series A[2]	\$ 49,806,435	22.14%	4.47%	\$ 2,226,579	4
5	Other Long-Term Debt	175,186,406	77.86%	4.38% [3]	7,675,295	5
6	Total Debt Southern California	<u>\$ 224,992,841</u>	<u>100.00%</u>	<u>4.40%</u>	<u>9,901,874</u>	6

[1] Chapter 17, Sheet 4.

[2] Chapter 24, Schedule 4, Sheet 2 of 4, Ln. 21, Column (b)

[3] Chapter 24, Schedule 4, Sheet 2 of 4, Ln. 20, Column (c).

**SOUTHWEST GAS CORPORATION  
SOUTHERN CALIFORNIA  
EMBEDDED COST OF LONG-TERM DEBT  
AVERAGE ESTIMATED YEAR 2025**

Line No.	Description (a)	Avg 2025 Balance [1] (b)	Rate (c)	Cost (d)	Line No.
<b>Fixed Rate</b>					
<b>Debentures</b>					
1	8.0% Debenture, Due 2026	\$ 74,770,812	8.29%	\$ 6,196,447	1
2	6.1% Notes, Due 2041	124,878,162	6.11%	7,629,720	2
3	4.875% Notes, Due 2043	247,855,733	4.95%	12,260,320	3
4	3.80% Notes, Due 2046	296,488,451	3.88%	11,506,874	4
5	3.70% Notes, Due 2028	298,953,278	3.83%	11,461,870	5
6	4.15% Notes, Due 2049	296,858,757	4.22%	12,526,511	6
7	2.2% Notes, Due 2030	447,591,455	2.32%	10,366,011	7
8	3.18% Notes, Due 2051	296,837,651	3.24%	9,617,391	8
9	4.05% Notes, Due 2032	594,296,720	4.21%	25,040,310	9
10	5.80% Notes, Due 2027	298,331,979	6.05%	18,043,926	10
11	5.45% Notes, Due 2028	298,204,674	5.69%	16,961,033	11
12	Total Debentures	<u>\$ 3,275,067,672</u>	<u>4.32%</u>	<u>\$ 141,610,411</u>	12
<b>Medium Term Notes</b>					
13	7.92% Series A, Due 2027	24,964,118	8.00%	1,997,400	13
14	6.76% Series A, Due 2027	7,500,000	6.76%	507,000	14
15	Total Medium-Term Notes	<u>\$ 32,464,118</u>	<u>7.71%</u>	<u>\$ 2,504,400</u>	15
16	Amortization of Loss on Reacquired Debt	<u>\$ (3,136,478)</u>	<u>-5.48%</u>	<u>\$ 171,862</u>	16
17	Total Fixed Rate Debt	<u>\$ 3,304,395,312</u>	<u>4.37%</u>	<u>\$ 144,286,673</u>	17
<b>Variable Rate</b>					
18	Term Facility	<u>\$ 17,539,058</u>	<u>7.15%</u>	<u>\$ 1,254,448</u>	18
19	Total Variable Rate Debt	<u>\$ 17,539,058</u>	<u>7.15%</u>	<u>\$ 1,254,448</u>	19
20	Total Fixed and Variable Rate Debt	<u>\$ 3,321,934,371</u>	<u>4.38%</u>	<u>\$ 145,541,121</u>	20
<b>Southern California Tax Exempt</b>					
21	1993 Big Bear IDR, Series A	<u>\$ 49,806,435</u>	<u>4.47%</u>	<u>\$ 2,226,579</u>	21
<b>Clark County Tax Exempt</b>					
<b>Variable Rate</b>					
22	2003 Clark County IDR, Series A	\$ 48,666,520	4.50%	\$ 2,188,895	22
23	2008 Clark County IDR, Series A	47,783,903	4.86%	2,323,724	23
24	2009 Clark County IDR, Series A	49,573,796	4.40%	2,179,245	24
25	Total Clark County Variable Rate Debt	<u>\$ 146,024,219</u>	<u>4.58%</u>	<u>\$ 6,691,864</u>	25
<b>Amortization of Loss (Gain) on Reacquired Debt</b>					
26	1999 Clark County, Series A	\$ (251,140)	-7.45%	\$ 18,718	26
27	1999 Clark County, Series C	(342,331.2)	-7.45%	25,515	27
28	1999 Clark County, Series D	(198,147.1)	-7.45%	14,769	28
29	2003 Clark County, Series C	(623,580.4)	-7.89%	49,230	29
30	2003 Clark County, Series D	(744,379.0)	-7.89%	58,767	30
31	2003 Clark County, Series E	(98,323.6)	-7.89%	7,762	31
32	2004 Clark County, Series A	(539,572.6)	-11.11%	59,952	32
33	2004 Clark County, Series B	1,891,523.5	-11.88%	(224,736)	33
34	2005 Clark County, Series A	(611,381.0)	-9.76%	59,647	34
35	2006 Clark County, Series A	2,731,970.0	-8.96%	(244,654)	35
	Total Amortization of Loss (Gain) on				
36	Retirement of Debt	<u>\$ 1,214,639</u>	<u>-14.41%</u>	<u>\$ (175,029)</u>	36
37	Total Fixed and Variable Rate Debt	<u>\$ 197,045,293</u>	<u>4.44%</u>	<u>\$ 8,743,415</u>	37

[1] Net proceeds based off of the forecasted balances

**SOUTHWEST GAS CORPORATION  
SOUTHERN CALIFORNIA  
LONG-TERM DEBT AT  
DECEMBER 31, 2024 AND 2025**

Line No.	Description	Net Proceeds at Dec. 31, 2024 [1]	Retirements and Redemptions	Annual Amortization	Net New Financings	Net Proceeds at Dec. 31, 2025	Average Net Proceeds	Line No.
	(a)	(b)	(c)	(d)	(e)	(f)	(g)	
<b>Fixed Rate</b>								
<b>Debentures</b>								
1	8.0% Debenture, Due 2026	\$ 74,672,588	\$ -	\$ 196,447	\$ -	\$ 74,869,035	\$ 74,770,812	1
2	6.1% Notes, Due 2041	124,875,802	-	4,720	-	124,880,521	124,876,162	2
3	4.875% Notes, Due 2043	247,819,323	-	72,820	-	247,892,143	247,855,733	3
4	3.80% Notes, Due 2046	296,435,014	-	106,874	-	296,541,888	296,488,451	4
5	3.70% Notes, Due 2028	298,772,343	-	361,870	-	299,134,213	298,953,278	5
6	4.15% Notes, Due 2049	296,820,502	-	76,511	-	296,897,013	296,858,757	6
7	2.2% Notes, Due 2030	447,358,449	-	466,011	-	447,824,460	447,591,455	7
8	3.18% Notes, Due 2051	296,798,956	-	77,391	-	296,876,347	296,837,651	8
9	4.05% Notes, Due 2032	593,926,565	-	740,310	-	594,666,875	594,296,720	9
10	5.80% Notes, Due 2027	298,010,015	-	643,926	-	298,653,942	298,331,979	10
11	5.45% Notes, Due 2028	297,899,158	-	611,033	-	298,510,191	298,204,674	11
12	Total Debentures	<u>\$ 3,273,388,717</u>	<u>\$ -</u>	<u>\$ 3,357,911</u>	<u>\$ -</u>	<u>\$ 3,276,746,628</u>	<u>\$ 3,275,067,672</u>	12
<b>Medium Term Notes</b>								
13	7.92% Series A, Due 2027	24,955,418	-	17,400	-	24,972,818	24,964,118	13
14	6.76% Series A, Due 2027	7,500,000	-	-	-	7,500,000	7,500,000	14
15	Total Medium-Term Notes	<u>\$ 32,455,418</u>	<u>\$ -</u>	<u>\$ 17,400</u>	<u>\$ -</u>	<u>\$ 32,472,818</u>	<u>\$ 32,464,118</u>	15
16	Unamortized (Loss) on Reacquired Debt	<u>\$ (3,222,409)</u>	<u>\$ -</u>	<u>\$ 171,862</u>	<u>\$ -</u>	<u>\$ (3,050,547)</u>	<u>\$ (3,136,478)</u>	16
17	Total Fixed Rate Debt	<u>\$ 3,302,621,726</u>	<u>\$ -</u>	<u>\$ 3,547,173</u>	<u>\$ -</u>	<u>\$ 3,306,168,899</u>	<u>\$ 3,304,395,312</u>	17
<b>Variable Rate</b>								
18	Term Facility	\$ (562,813)	-	\$ 139,159	\$ 84,981,250	\$ 84,557,596	17,539,058	18
19	Southern California Tax Exempt							19
20	1993 Big Bear IDRB, Series A	49,771,224	-	70,423	-	49,841,647	49,806,435	20
21	Total Variable Rate Debt	<u>\$ 49,208,411</u>	<u>\$ -</u>	<u>\$ 209,582</u>	<u>\$ 84,981,250</u>	<u>\$ 134,399,243</u>	<u>\$ 67,345,494</u>	21
22	Total Fixed and Variable Rate Debt	<u>\$ 3,351,830,137</u>	<u>\$ -</u>	<u>\$ 3,756,755</u>	<u>\$ 84,981,250</u>	<u>\$ 3,440,568,142</u>	<u>\$ 3,371,740,806</u>	22
<b>Clark County Tax Exempt</b>								
<b>Variable Rate</b>								
23	2003 Clark County IDRB, Series A	\$ 48,555,631	\$ -	\$ 221,777	\$ -	\$ 48,777,408	\$ 48,666,520	23
24	2008 Clark County IDRB, Series A	47,679,019	-	209,769	-	47,888,787	47,783,903	24
25	2009 Clark County IDRB, Series A	49,541,151	-	65,290	-	49,606,441	49,573,796	25
26	Total Variable Rate Debt	<u>\$ 145,775,801</u>	<u>\$ -</u>	<u>\$ 496,835</u>	<u>\$ -</u>	<u>\$ 146,272,636</u>	<u>\$ 146,024,219</u>	26
<b>Gain (Loss) on Unamortized Balances on Retirement of Debt</b>								
27	1999 Clark County, Series A	\$ (260,499)	\$ -	\$ 18,718	\$ -	\$ (241,781)	\$ (251,140)	27
28	1999 Clark County, Series C	(355,089)	-	25,515	-	(329,574)	(342,331)	28
29	1999 Clark County, Series D	(205,531)	-	14,769	-	(190,763)	(198,147)	29
30	2003 Clark County, Series C	(648,195)	-	49,230	-	(598,965)	(623,580)	30
31	2003 Clark County, Series D	(773,762)	-	58,767	-	(714,996)	(744,379)	31
32	2003 Clark County, Series E	(102,205)	-	7,762	-	(94,442)	(98,324)	32
33	2004 Clark County, Series A	(569,549)	-	59,952	-	(509,596)	(539,573)	33
34	2004 Clark County, Series B	2,003,891	-	(224,736)	-	1,779,156	1,891,523	34
35	2005 Clark County, Series A	(641,204)	-	59,647	-	(581,558)	(611,381)	35
36	2006 Clark County, Series A	2,854,297	-	(244,654)	-	2,609,643	2,731,970	36
37	Total Unamortized Gain (Loss) on Retirement of Debt	<u>\$ 1,302,153</u>	<u>\$ -</u>	<u>\$ (175,029)</u>	<u>\$ -</u>	<u>\$ 1,127,125</u>	<u>\$ 1,214,639</u>	37
38	Total Fixed and Variable Rate Debt	<u>\$ 147,077,954</u>	<u>\$ -</u>	<u>\$ 321,807</u>	<u>\$ -</u>	<u>\$ 147,399,761</u>	<u>\$ 147,238,858</u>	38

[1] Net Proceeds are based off of the forecasted balances.

**SOUTHWEST GAS CORPORATION  
COST OF DEBT  
ORIGINAL NET PROCEEDS OF ISSUES OUTSTANDING[1]  
AT DECEMBER 31, 2025**

Line No.	Description	Origination Date (b)	Maturity Date (c)	Coupon Rate (d)	Offered (e)	Gross Proceeds (f)	Underwriter's Commission and Discounts		Debt and Issuance Expense		Net Proceeds		Cost of Money (m)	Line No.
							Amount (g)	Percent of Gross Proceeds (h)	Amount (i)	Percent of Gross Proceeds (j)	Amount (k)	Per \$100 Unit (l)		
1	Debentures													
2	8.0% Debenture, Due 2026	08/01/86	08/01/26	8.00%	\$ 75,000,000	\$ 75,000,000	\$ 894,750	1.19%	\$ 4,988,668	6.66%	\$ 69,106,562	92.14	9.13%	1
3	6.1% Notes, Due 2041	02/15/11	02/15/41	6.10%	125,000,000	125,000,000	0	0.00%	167,358	0.13%	124,832,642	98.87	6.11%	2
4	4.875% Notes, Due 2043	10/04/13	10/01/43	4.88%	250,000,000	250,000,000	2,862,500	0.95%	413,165	0.17%	247,204,335	98.86	4.85%	3
5	3.80% Notes, Due 2046	09/29/16	09/01/46	3.80%	300,000,000	300,000,000	3,511,000	1.18%	775,217	0.26%	295,683,783	98.56	3.86%	4
6	3.70% Notes, Due 2028	03/15/18	04/01/28	3.70%	300,000,000	300,000,000	2,595,000	0.84%	836,902	0.28%	296,688,098	98.89	3.64%	5
7	4.15% Notes, Due 2049	05/31/19	06/01/49	4.15%	300,000,000	300,000,000	2,776,000	0.93%	1,774,680	0.26%	296,447,320	98.88	4.22%	6
8	2.2% Notes, Due 2030	06/04/20	06/15/30	2.20%	450,000,000	450,000,000	3,492,000	0.78%	1,166,059	0.26%	445,341,941	98.96	2.32%	7
9	3.16% Notes, Due 2051	08/20/21	08/15/51	3.18%	300,000,000	300,000,000	2,662,000	0.89%	764,555	0.25%	296,553,446	98.85	3.24%	8
10	4.05% Notes, Due 2032	03/22/22	03/15/32	4.05%	600,000,000	600,000,000	6,136,000	1.02%	1,861,147	0.31%	592,000,853	98.67	4.21%	9
11	5.80% Notes, Due 2027	12/01/22	12/01/27	5.80%	300,000,000	300,000,000	2,199,000	0.73%	1,015,874	0.34%	296,785,126	98.93	6.05%	10
12	5.45% Notes, Due 2028	03/23/23	03/23/28	5.45%	300,000,000	300,000,000	2,241,000	0.75%	862,911	0.29%	296,896,089	98.97	5.69%	11
	Total Debentures				3,300,000,000	3,300,000,000	28,843,250	0.87%	13,636,536	0.41%	3,257,520,214	96.71		12
13	Medium Term Notes													
14	7.92% MTN, Due 2027	06/04/87	06/04/27	7.92%	25,000,000	25,000,000	187,500	0.75%	46,761	0.18%	24,766,739	98.07	8.00%	13
15	6.76% MTN, Due 2027	09/23/87	09/24/27	6.76%	7,500,000	7,500,000	46,875	0.63%	17,228	0.23%	7,435,897	98.15	6.88%	14
	Total Medium Term Notes				32,500,000	32,500,000	234,375	0.72%	62,989	0.19%	32,202,636	98.09		15
16	Tax Exempt Clark County													
17	2003 Series A, Due 2038	03/20/03	03/01/38	Var	\$ 50,000,000	\$ 50,000,000	128,076	0.26%	2,820,818	5.64%	\$ 47,051,106	94.10	Var	16
18	2008 Series A, Due 2038	09/24/08	03/01/38	Var	50,000,000	50,000,000	178,749	0.36%	4,771,935	9.54%	45,049,316	90.10	Var	17
19	2009 Series A, Due 2039	12/09/09	12/01/39	Var	50,000,000	50,000,000	175,000	0.35%	7,666,649	1.53%	49,058,351	98.12	Var	18
	Total Tax Exempt Clark County				150,000,000	150,000,000	481,825	0.32%	8,359,402	5.57%	\$ 141,158,773	94.11		19
20	Tax Exempt Big Bear													
21	1993 Series A, Due 2028	12/15/83	12/01/28	Var	\$ 50,000,000	\$ 50,000,000	175,000	0.35%	656,763	1.31%	\$ 49,168,237	98.34	Var	20
22	Term Facility [2]	08/01/24	08/01/29	Var	\$ 150,000,000	\$ 150,000,000	-	0.00%	620,796	0.41%	\$ 149,379,204	99.59	Var	21
	Total Debt Capital				3,682,500,000	3,682,500,000	29,734,450	0.81%	23,336,486	0.63%	\$ 3,629,429,064	96.56		22

[1] Based on Company records.  
[2] A commercial paper program was initiated in October 2002 and is backed by \$50 million of the term facility. A new credit facility was established in August of 2024, associated expenses are subject to change.

SOUTHWEST GAS CORPORATION  
 SOUTHERN CALIFORNIA  
 EMBEDDED COST OF LONG-TERM DEBT  
 ADJUSTED FOR BIG BEAR INDUSTRIAL DEVELOPMENT REVENUE BOND (IDRB)  
 FOR THE AVERAGE ESTIMATED YEAR 2026

Line No.	Description (a)	Average Test Year 2026 (b)	Weight (c)	Effective Rate (d)	Cost (e)	Line No.
1	Average Rate Base[1]	\$ 466,429,122				1
2	Percent Long-Term Debt	50.00%				2
3	Implicit Amount of Long-Term Debt	\$ 233,214,561				3
4	1993 Big Bear IDRB, Series A[2]	\$ 49,876,858	21.39%	3.39%	\$ 1,691,489	4
5	Other Long-Term Debt	183,337,703	78.61%	4.34% [3]	7,956,872	5
6	Total Debt Southern California	<u>\$ 233,214,561</u>	<u>100.00%</u>	<u>4.14%</u>	<u>9,648,362</u>	6

[1] Chapter 17, Sheet 4.

[2] Chapter 24, Schedule 4, Sheet 2 of 4, Ln. 22, Column (b)

[3] Chapter 24, Schedule 4, Sheet 2 of 4, Ln. 21, Column (c).

**SOUTHWEST GAS CORPORATION  
SOUTHERN CALIFORNIA  
EMBEDDED COST OF LONG-TERM DEBT  
AVERAGE ESTIMATED YEAR 2026**

Line No.	Description (a)	Avg 2026 Balance [1] (b)	Rate (c)	Cost (d)	Line No.
<b>Fixed Rate</b>					
<b>Debentures</b>					
1	8.0% Debenture, Due 2026	\$ 43,711,802	8.31%	\$ 3,630,965	1
2	6.1% Notes, Due 2041	124,883,028	6.11%	7,630,012	2
3	4.875% Notes, Due 2043	247,930,376	4.95%	12,263,966	3
4	3.80% Notes, Due 2046	296,597,419	3.88%	11,511,062	4
5	3.70% Notes, Due 2028	299,322,153	3.83%	11,475,881	5
6	4.15% Notes, Due 2049	296,936,900	4.22%	12,529,774	6
7	2.2% Notes, Due 2030	448,062,895	2.32%	10,376,869	7
8	3.18% Notes, Due 2051	296,916,306	3.24%	9,619,918	8
9	4.05% Notes, Due 2032	595,052,795	4.21%	25,071,841	9
10	5.80% Notes, Due 2027	298,995,684	6.05%	18,083,484	10
11	5.45% Notes, Due 2028	298,833,340	5.69%	16,996,299	11
12	5.27% Notes, Due 2056	49,556,859	5.33%	2,641,157	12
13	Total Debentures	<u>\$ 3,296,799,557</u>	<u>4.30%</u>	<u>\$ 141,831,228</u>	13
<b>Medium Term Notes</b>					
14	7.92% Series A, Due 2027	24,982,228	8.00%	1,998,820	14
15	6.76% Series A, Due 2027	7,500,000	6.76%	507,000	15
16	Total Medium-Term Notes	<u>\$ 32,482,228</u>	<u>7.71%</u>	<u>\$ 2,505,820</u>	16
17	Amortization of Loss on Reacquired Debt	<u>\$ (2,964,616)</u>	<u>-5.80%</u>	<u>\$ 171,862</u>	17
18	Total Fixed Rate Debt	<u>\$ 3,326,317,169</u>	<u>4.34%</u>	<u>\$ 144,508,910</u>	18
<b>Variable Rate</b>					
19	Term Facility	<u>\$ 117,784,468</u>	<u>4.22%</u>	<u>\$ 4,965,404</u>	19
20	Total Variable Rate Debt	<u>\$ 117,784,468</u>	<u>4.22%</u>	<u>\$ 4,965,404</u>	20
21	Total Fixed and Variable Rate Debt	<u>\$ 3,444,101,637</u>	<u>4.34%</u>	<u>\$ 149,474,314</u>	21
<b>Southern California Tax Exempt</b>					
22	1993 Big Bear IDR, Series A	<u>\$ 49,876,858</u>	<u>3.39%</u>	<u>\$ 1,691,489</u>	22
<b>Clark County Tax Exempt</b>					
<b>Variable Rate</b>					
23	2003 Clark County IDR, Series A	\$ 48,888,297	3.38%	\$ 1,653,805	23
24	2008 Clark County IDR, Series A	47,993,672	3.73%	1,788,634	24
25	2009 Clark County IDR, Series A	49,639,086	3.31%	1,644,155	25
26	Total Clark County Variable Rate Debt	<u>\$ 146,521,054</u>	<u>3.47%</u>	<u>\$ 5,086,594</u>	26
<b>Amortization of Loss (Gain) on Reacquired Debt</b>					
27	1999 Clark County, Series A	\$ (232,421)	-8.05%	\$ 18,718	27
28	1999 Clark County, Series C	(316,815.9)	-8.05%	25,515	28
29	1999 Clark County, Series D	(183,378.5)	-8.05%	14,769	29
30	2003 Clark County, Series C	(574,350.3)	-8.57%	49,230	30
31	2003 Clark County, Series D	(685,612.2)	-8.57%	58,767	31
32	2003 Clark County, Series E	(90,561.3)	-8.57%	7,762	32
33	2004 Clark County, Series A	(479,620.1)	-12.50%	59,952	33
34	2004 Clark County, Series B	1,666,788.0	-13.48%	(224,736)	34
35	2005 Clark County, Series A	(551,734.1)	-10.81%	59,647	35
36	2006 Clark County, Series A	2,487,316.1	-9.84%	(244,654)	36
37	Total Amortization of Loss (Gain) on Retirement of Debt	<u>\$ 1,039,610</u>	<u>-16.84%</u>	<u>\$ (175,029)</u>	37
38	Total Fixed and Variable Rate Debt	<u>\$ 197,437,523</u>	<u>3.34%</u>	<u>\$ 6,603,055</u>	38

[1] Net proceeds based off of the forecasted balances

**SOUTHWEST GAS CORPORATION  
SOUTHERN CALIFORNIA  
LONG-TERM DEBT AT  
DECEMBER 31, 2025 AND 2026**

Line No.	Description	Net Proceeds at Dec. 31, 2025 [1]	Retirements and Redemptions	Annual Amortization	Net New Financings	Net Proceeds at Dec. 31, 2026	Average Net Proceeds	Line No.
	(a)	(b)	(c)	(d)	(e)	(f)	(g)	
<b>Fixed Rate</b>								
<b>Debentures</b>								
1	8.0% Debenture, Due 2026	\$ 74,869,035	\$ 75,000,000	\$ 130,965	\$ -	\$ -	\$ 43,711,802	1
2	6.1% Notes, Due 2041	124,880,521	-	5,012	-	124,885,534	124,883,028	2
3	4.875% Notes, Due 2043	247,892,143	-	76,466	-	247,968,609	247,930,376	3
4	3.80% Notes, Due 2046	296,541,888	-	111,062	-	296,652,950	296,597,419	4
5	3.70% Notes, Due 2028	299,134,213	-	375,891	-	299,510,094	299,322,153	5
6	4.15% Notes, Due 2049	298,897,013	-	79,774	-	298,976,787	298,936,900	6
7	2.2% Notes, Due 2030	447,824,460	-	476,869	-	448,301,330	448,062,895	7
8	3.18% Notes, Due 2051	296,876,347	-	78,918	-	296,956,265	296,916,306	8
9	4.05% Notes, Due 2032	594,666,875	-	771,841	-	595,438,716	595,052,795	9
10	5.80% Notes, Due 2027	298,653,942	-	683,484	-	299,337,425	298,995,684	10
11	5.45% Notes, Due 2028	298,510,191	-	646,299	-	299,156,490	298,833,340	11
12	5.27% Notes, Due 2056	-	-	6,157	-	297,341,157	49,556,859	12
13	Total Debentures	<u>\$ 3,276,746,628</u>	<u>\$ 75,000,000</u>	<u>\$ 3,443,728</u>	<u>\$ -</u>	<u>\$ 3,502,525,356</u>	<u>\$ 3,296,799,557</u>	13
<b>Medium Term Notes</b>								
14	7.92% Series A, Due 2027	24,972,818	-	18,820	-	24,991,638	24,982,228	14
15	6.76% Series A, Due 2027	7,500,000	-	-	-	7,500,000	7,500,000	15
16	Total Medium-Term Notes	<u>\$ 32,472,818</u>	<u>\$ -</u>	<u>\$ 18,820</u>	<u>\$ -</u>	<u>\$ 32,491,638</u>	<u>\$ 32,482,228</u>	16
17	Unamortized (Loss) on Reacquired Debt	<u>\$ (3,050,547)</u>	<u>\$ -</u>	<u>\$ 171,862</u>	<u>\$ -</u>	<u>\$ (2,878,685)</u>	<u>\$ (2,964,616)</u>	17
18	Total Fixed Rate Debt	<u>\$ 3,306,168,899</u>	<u>\$ 75,000,000</u>	<u>\$ 3,634,410</u>	<u>\$ -</u>	<u>\$ 3,532,138,309</u>	<u>\$ 3,326,317,169</u>	18
<b>Variable Rate</b>								
19	Term Facility [3]	\$ 84,557,596	\$ 73,740,432	\$ 139,159	\$ -	\$ 10,678,005	117,784,468	19
20	Southern California Tax Exempt							20
21	1993 Big Bear IDRB, Series A	49,841,647	-	70,423	-	49,912,070	49,876,858	21
22	Total Variable Rate Debt	<u>\$ 134,399,243</u>	<u>\$ 73,740,432</u>	<u>\$ 209,582</u>	<u>\$ -</u>	<u>\$ 60,590,075</u>	<u>\$ 167,661,326</u>	22
23	Total Fixed and Variable Rate Debt	<u>\$ 3,440,568,142</u>	<u>\$ 148,740,432</u>	<u>\$ 3,843,992</u>	<u>\$ -</u>	<u>\$ 3,592,728,384</u>	<u>\$ 3,493,978,495</u>	23
<b>Clark County Tax Exempt</b>								
<b>Variable Rate</b>								
24	2003 Clark County IDRB, Series A	\$ 48,777,408	\$ -	\$ 221,777	\$ -	\$ 48,999,185	\$ 48,888,297	24
25	2008 Clark County IDRB, Series A	\$ 47,888,787	-	209,769	-	48,098,556	47,993,672	25
26	2009 Clark County IDRB, Series A	\$ 49,606,441	-	65,290	-	49,671,730	49,639,086	26
27	Total Variable Rate Debt	<u>\$ 146,272,636</u>	<u>\$ -</u>	<u>\$ 496,835</u>	<u>\$ -</u>	<u>\$ 146,769,472</u>	<u>\$ 146,521,054</u>	27
<b>Gain (Loss) on Unamortized Balances on Retirement of Debt</b>								
28	1999 Clark County, Series A	\$ (241,781)	\$ -	\$ 18,718	\$ -	\$ (223,062)	\$ (232,421)	28
29	1999 Clark County, Series C	(329,574)	-	25,515	-	(304,058)	(316,816)	29
30	1999 Clark County, Series D	(190,763)	-	14,769	-	(175,994)	(183,378)	30
31	2003 Clark County, Series C	(598,965)	-	49,230	-	(549,735)	(574,350)	31
32	2003 Clark County, Series D	(714,996)	-	58,767	-	(656,229)	(685,612)	32
33	2003 Clark County, Series E	(94,442)	-	7,762	-	(86,680)	(90,561)	33
34	2004 Clark County, Series A	(509,596)	-	59,952	-	(449,644)	(479,620)	34
35	2004 Clark County, Series B	1,779,156	-	(224,736)	-	1,554,420	1,666,788	35
36	2005 Clark County, Series A	(581,558)	-	59,647	-	(521,911)	(551,734)	36
37	2006 Clark County, Series A	2,609,643	-	(244,654)	-	2,364,989	2,487,316	37
38	Total Unamortized Gain (Loss) on Retirement of Debt	<u>\$ 1,127,125</u>	<u>\$ -</u>	<u>\$ (175,029)</u>	<u>\$ -</u>	<u>\$ 952,096</u>	<u>\$ 1,039,610</u>	38
39	Total Fixed and Variable Rate Debt	<u>\$ 147,399,761</u>	<u>\$ -</u>	<u>\$ 321,807</u>	<u>\$ -</u>	<u>\$ 147,721,568</u>	<u>\$ 147,560,664</u>	39

[1] Net Proceeds are based off of the forecasted balances.



**SOUTHWEST GAS CORPORATION  
COST OF DEBT  
ORIGINAL NET PROCEEDS OF ISSUES OUTSTANDING[1]  
AT DECEMBER 31, 2026**

Line No.	Description (a)	Origination Date (b)	Maturity Date (c)	Coupon Rate (d)	Offered (e)	Gross Proceeds (f)	Underwriter's Commission and Discounts		Debt and Issuance Expense		Net Proceeds		Cost of Money (m)	Line No.
							Amount (g)	Percent of Gross Proceeds (h)	Amount (i)	Percent of Gross Proceeds (j)	Amount (k)	Per \$100 Unit (l)		
1	Debentures													
2	6.1% Notes, Due 2041	02/15/11	02/15/41	6.10%	125,000,000	125,000,000	0	0.00%	167,358	0.13%	124,832,642	98.87	6.11%	1
3	4.875% Notes, Due 2043	10/04/13	10/01/43	4.88%	250,000,000	250,000,000	2,382,500	0.95%	413,165	0.17%	247,204,335	98.86	4.85%	2
4	3.80% Notes, Due 2046	09/29/16	09/01/46	3.80%	300,000,000	300,000,000	3,551,000	1.16%	775,217	0.26%	295,683,763	98.56	3.86%	3
5	3.70% Notes, Due 2028	03/15/18	04/01/28	3.70%	300,000,000	300,000,000	2,595,000	0.84%	836,902	0.28%	296,688,098	98.89	3.64%	4
6	4.15% Notes, Due 2049	05/31/19	06/01/49	4.15%	300,000,000	300,000,000	2,776,000	0.93%	774,680	0.26%	296,447,320	98.88	4.22%	5
7	2.2% Notes, Due 2030	06/04/20	06/15/30	2.20%	450,000,000	450,000,000	3,492,000	0.78%	1,166,059	0.26%	445,341,941	98.96	2.32%	6
8	3.16% Notes, Due 2051	08/20/21	08/15/51	3.18%	300,000,000	300,000,000	2,662,000	0.89%	764,555	0.25%	296,553,446	98.85	3.24%	7
9	4.05% Notes, Due 2032	03/22/22	03/15/32	4.05%	600,000,000	600,000,000	6,136,000	1.02%	1,861,147	0.31%	592,000,853	98.67	4.21%	8
10	5.80% Notes, Due 2027	12/01/22	12/01/27	5.80%	300,000,000	300,000,000	2,199,000	0.73%	1,015,874	0.34%	296,785,126	98.93	6.05%	9
11	5.45% Notes, Due 2028	03/23/23	03/23/28	5.45%	300,000,000	300,000,000	2,241,000	0.75%	862,911	0.29%	296,896,089	98.97	5.69%	10
12	5.27% Notes, Due 2056	11/01/26	11/01/56	5.27%	300,000,000	300,000,000	1,800,000	0.60%	865,000	0.29%	297,355,000	98.11	5.33%	11
13	Total Debentures				3,525,000,000	3,525,000,000	29,748,500	0.84%	9,502,868	0.27%	3,485,748,632	98.89		12
14	Medium Term Notes													
15	7.92% MTN, Due 2027	06/04/87	06/04/27	7.92%	25,000,000	25,000,000	187,500	0.75%	46,761	0.18%	24,766,739	98.07	8.00%	13
16	6.76% MTN, Due 2027	09/23/87	09/24/27	6.76%	7,500,000	7,500,000	46,875	0.63%	17,228	0.23%	7,435,897	98.15	6.88%	14
	Total Medium Term Notes				32,500,000	32,500,000	234,375	0.72%	62,989	0.19%	32,202,636	98.09		15
17	Tax Exempt Clark County													
18	2003 Series A, Due 2038	03/20/03	03/01/38	Var	50,000,000	50,000,000	128,076	0.26%	2,820,818	5.64%	47,051,106	94.10	Var	16
19	2008 Series A, Due 2038	09/24/08	03/01/38	Var	50,000,000	50,000,000	178,749	0.36%	4,771,935	9.54%	45,049,316	90.10	Var	17
20	2009 Series A, Due 2039	12/09/09	12/01/39	Var	50,000,000	50,000,000	175,000	0.35%	7,666,649	1.53%	49,058,351	98.12	Var	18
	Total Tax Exempt Clark County				150,000,000	150,000,000	481,825	0.32%	8,359,402	5.57%	141,158,773	94.11		19
21	Tax Exempt Big Bear													
22	1993 Series A, Due 2028	12/15/83	12/01/28	Var	50,000,000	50,000,000	175,000	0.35%	656,763	1.31%	49,168,237	98.34	Var	20
23	Term Facility [2]	08/01/24	08/01/29	Var	150,000,000	150,000,000	-	0.00%	620,796	0.41%	149,379,204	99.59	Var	21
	Total Debt Capital				3,907,500,000	3,907,500,000	30,639,700	0.78%	19,202,818	0.49%	3,857,657,482	98.72		22

[1] Based on Company records.  
[2] A commercial paper program was initiated in October 2002 and is backed by \$50 million of the term facility. A new credit facility was established in August of 2024, associated expenses are subject to change.

**CHAPTER 24B**  
**Cost of Equity**

**Company Witness:**  
**Dylan W. D'Ascendis**

**SOUTHWEST GAS CORPORATION  
SUMMARY OF COST OF COMMON EQUITY MODEL RESULTS**

The Company is requesting a 11.35 percent return on common equity (ROE). Company witness, Dylan W. D’Ascendis, considered the results of three widely accepted analytical approaches applied to a Utility Proxy Group of six natural gas distribution companies in determining the Company’s requested ROE. The approaches used to develop the ROE recommendation included: (1) the Discounted Cash Flow (“DCF”) model; (2) the Risk Premium Model (“RPM”); and (3) the Capital Asset Pricing Model (“CAPM”). Additionally, Mr. D’Ascendis applied these three models to a Non-Price Regulated Proxy Group. Further, to reflect Southwest Gas’ specific risks, Mr. D’Ascendis adjusted the indicated common equity cost rate model results upward by 0.20% and 0.15% to reflect the Company’s greater relative business risk and lower bond rating, as compared to the Utility Proxy Group, respectively, as well as a 0.12% adjustment to account for flotation costs.

**Summary of Common Equity Cost Rate**

Discounted Cash Flow Model (DCF)	9.99%
Risk Premium Model (RPM)	10.82%
Capital Asset Pricing Model (CAPM)	11.57%
Cost of Equity Models Applied to Comparable Risk, Non-Price Regulated Companies	<u>12.01%</u>
Indicated Range of Common Equity Cost Rates Before Adjustments	9.99% - 12.01%
Business Risk Adjustment	0.20%
Credit Risk Adjustment	0.15%
Flotation Cost Adjustment	<u>0.12%</u>
Indicated Cost of Common Equity Cost Rates After Adjustment	<u>10.46% - 12.48%</u>
Recommended Cost of Equity	<u>11.35%</u>